

# SDSTATE SUSTAINABILITY NEWSLETTER

November 2017



## Sustainable Holiday Tips

Use reusable dinnerware for family meals. Not only will this save a mountain of waste, but it will also add to the fanciness of your meal!

Thanksgiving is a great time to show off your cooking skills. Add to the deliciousness of your meal, by using as much local food as possible. Buying local supports your city's economy and minimizes pollution as the food doesn't travel as far.

Consider the gifts you give. Many items come protected in an excessive amount of packaging. Given the choice between similar items with different packaging, choose the one with less. This helps reduce your Christmas waste and tells businesses that waste reduction is important to you.

Homemade gifts add a special touch to any present and don't come with extra packaging. Log onto Pinterest and plan away! Maybe even upcycle an unused item from your place into something the gift receiver could use. Now talk about waste reduction!

Consider donating to a charity in honor of the gift recipient. Not only does this save materials and help a wonderful cause, but it can also be meaningful to the honoree.

Most wrapping paper is not recyclable. Look for other paper sources that could be put to a new use and be recycled once the present is unwrapped. Newspaper, old maps, and calendars are easy substitutes. Gift bags are also great for reusability.

## Winter Energy Conservation

With snow on the ground, the winter temperatures are definitely here. That means that we are switching on our heaters, hunkering down by the fire, and sipping on hot cider. It also means we have another chance to practice energy conservation!

Saving energy not only is beneficial to your wallet, but it also has massive positive impacts to the environment. Energy used to heat our houses, typically natural gas or electricity, emit pollutants into our atmosphere that contribute to climate change and air pollution.

Did you know that according to the EPA, "A typical household spends about \$2,100 a year on energy bills and contributes twice the amount of greenhouse gases to the environment as an average car."?

Thankfully, there are several easy tips we can practice to conserve energy this winter:

Next time your room or house feels a little chilly, wear a few extra layers instead of turning up your thermostat. While it may seem like a few degrees would not make a difference in energy conservation, every little bit counts! Practicing this energy conservation tip, also gives you a good excuse to show off your new sweaters!

Are you gone for the day or leaving for the weekend? Turn the thermostat down even more, but not so much your pipes freeze! If you have the option, install a programmable thermostat to automatically adjust the temperature in your home while you are at work so you'll never forget. There is no point in heating a room when no one is home. Did you know it takes less energy to heat a cooler room once than it is to maintain a room at a steady temperature over a stretch of time?

If turning down your thermostat, isn't an option or you, open your window shades during the day and close them at night. This allows the sun to naturally warm your room during the day. At night, the curtains insulate the windows and keep the cold air outside. Also, make sure that all doors and windows are shut tightly and that nothing is blocking your heating registers.

Finally, change your furnace filter regularly to allow for good air flow.

Now that you know how to conserve energy and stay warm this winter, sit back, brew some hot chocolate, and watch the snow fall!



# Recycling, Recycling, Recycling



**Figure 1:** Recycling guides were placed in all residential hall rooms prior to student arriving this fall.

Last academic year SDSU's recycling rate was 18%. This means that 18% of all the waste we generated on campus was recycled. By June of 2018, SDSU's goal is to increase the recycling rate to 25%. While this is a lofty goal, I believe we can reach this goal through a campus wide effort. Each of us, as a student or employee, play a key role in increasing our recycling.

While it is vital to recycle all appropriate items, it is equally if not more important

to keep all trash items out of the recycling bins. Even just a little bit of trash (i.e. 1 coffee cup) in the recycling bin can contaminate the entire bag of recycling and cause it to go to the landfill instead. A good motto to follow is "when in doubt, keep it out". A campus recycling guide is included at the end of this newsletter.

To help make recycling more convenient, Facilities & Services has placed blue-lidded bins in the hallways of all academic buildings. Over the academic year, Facilities & Services is expanding its recycling program by adding additional hallway recycling bins. Furthermore, they are conducting a trial run of individual recycling bins in each office. If the trial run goes well, the program will be implemented campus-wide.

Residential Life also supports recycling. Newer halls have recycling bins located on each floor. In all halls, students can grab an extra plastic bag from the front desk and use it for recycling in their rooms. Bags of recycling can be placed inside the recycling dumpsters located outside of the residential halls.

At the end of the newsletter is a guide to help you identify recycling bins across campus.

## Tiny House Visit

Stephanie Arne and Tim Davison, founders of the Creative Animal Foundation, visited the SDSU campus on Oct. 5th with their tiny house. Nestled in the northeast corner of the Wagner parking lot, the tiny house was open for all campus members and the community to step inside. Over the course of the day around 250 people toured the home learning about tiny living and sustainability.

That evening, Rotunda A filled with 50 people as Stephanie and Tim gave a wonderful presentation about the importance of sustainable living and how each of us can contribute to a more sustainable society. Their take-a-way message? We are humans; we aren't perfect, but even one dedicated daily action from each of us can make a difference for sustainability. They suggested starting with refusing straws when you are at a restaurant.

If you'd like to learn more about the Creative Animal Foundation, visit their website at [www.creativeanimal.org](http://www.creativeanimal.org)



**Figure 2:** Creative Animal Foundation's tiny house on the SDSU campus.

## Sustainability Tidbits

### Student Sustainability Council

Are you interested in getting involved with sustainability on campus? Join the Student Sustainability Council! This passionate group of students are educating campus about recycling, volunteerism, and general sustainability practices. All majors are welcome!

**Contact:** [Kory.Heier@jacks.sdstate.edu](mailto:Kory.Heier@jacks.sdstate.edu)

### Book Recycling Available!

#### Students

Place books in one of the drop off boxes located in Rotunda Breezeway, the Union, and Larson Commons.

#### Faculty & Staff

Follow directions on:

[www.sdstate.edu/sustainability/miscellaneous-recycling](http://www.sdstate.edu/sustainability/miscellaneous-recycling)

### Study Abroad

Do you have an itch to be green and see the world? Check out the variety of sustainability related study abroad opportunities offered at SDSU! Options vary from helping a Belize community on sustainability projects, studying in Berlin to understand sustainable urban growth, or analyzing the sustainable development of Beijing. Explore the world of sustainability as you study abroad and embrace how we can all make a positive impact in our communities. Search "sustainability" at <https://sdstate-sa.terradotta.com/>

### Learn about Sustainability

If you're interested in learning more about sustainability, be sure to check out one of SDSU's 52 courses that include some aspect of the broad topic. A full list can be seen at [www.sdstate.edu/facilities-and-services/sustainability/sustainability-courses](http://www.sdstate.edu/facilities-and-services/sustainability/sustainability-courses) OR check out the new sustainability course being offered this spring: [Geog 290 – Sustainability](#)

### Get Involved

Follow SDState Sustainability on Facebook, Twitter, & Instagram @SustainSDState.

SDState Sustainability website. [www.sdstate.edu/sustainability](http://www.sdstate.edu/sustainability)

Contact the Sustainability Specialist at 605-688-6821 or via [e-mail](#).

# Recycling Bin & Dumpster Guide

## ACADEMIC BUILDINGS

Hallway Recycling Bins



Recycling Dumpsters



OR



## RESIDENCE HALLS

Hallway Bins (only in new halls)



Recycling Dumpster



## UNION

Hallway Bins

(note it does not matter which bin – paper or cans & bottles – the recycling goes into. Both bins go to the same recycling dumpster)



# DO's




CANS



GLASS



FOOD WRAPPERS  
CHIP BAGS & CANDY WRAPPERS



NAPKINS, TISSUES, &  
PAPER TOWELS



CARDBOARD




PAPERBOARD



COFFEE CUP SLEEVES



STYROFOAM




FOOD



COFFEE CUPS



NEWSPAPERS &  
MAGAZINES



COMPUTER PAPER  
WHITE & COLOR




PAPER BAGS



SALAD BOXES



SODA CUPS & STRAWS



FOOD CONTAINERS



PLASTIC BAGS



PLASTIC  
BOTTLES, TUBS, AND JUGS



COMPOSTABLE  
TO-GO BOXES




PHOTO PAPER



PAPER PLATES & CUPS



TO-GO CUTLERY



STICKERS



LAMINATED PAPER



SANDWICH &  
BURGER WRAPPERS

# DO NOT's

- **NO** chunks of food. Some residue is OK.
- **NO** standing liquid.
- Plastic marked #1-7 with PP, PET or PETE, under recycling symbol are OK.
- Leave lids on containers.
- Plastic bags must be placed in clear, tied bags.