

South Dakota State University
**Open PRAIRIE: Open Public Research Access Institutional
Repository and Information Exchange**

South Dakota County Profiles: 2007

SDSU Census Data Center

9-27-2007

Brookings County

W. Trevor Brooks
South Dakota State University

Follow this and additional works at: https://openprairie.sdstate.edu/census_data_county-profiles

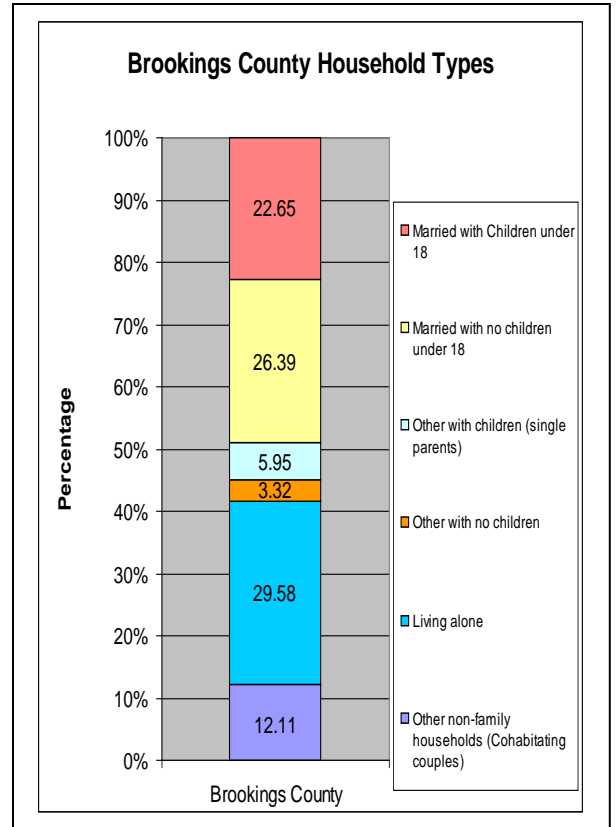
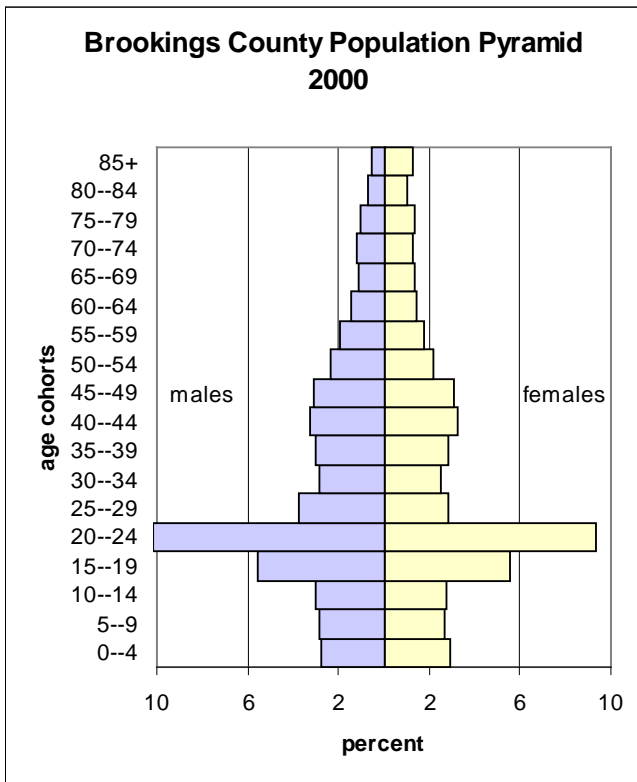
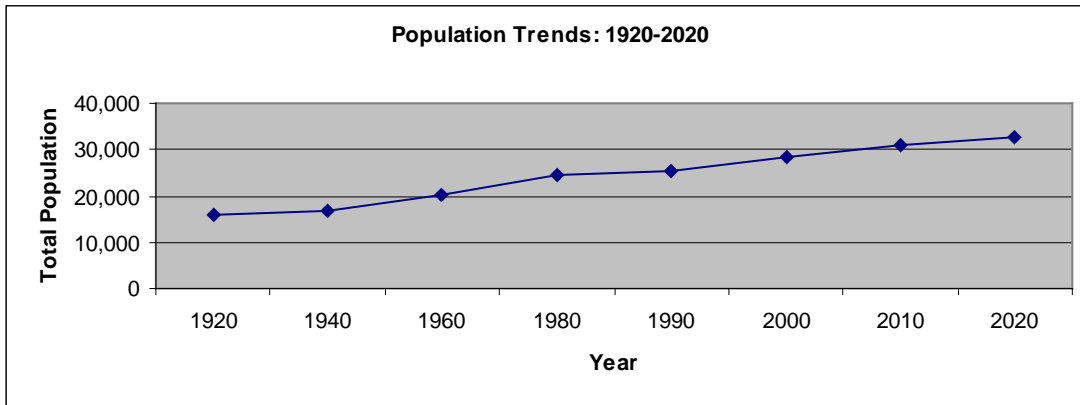
Recommended Citation

Brooks, W. Trevor, "Brookings County" (2007). *South Dakota County Profiles: 2007*. 5.
https://openprairie.sdstate.edu/census_data_county-profiles/5

This Other is brought to you for free and open access by the SDSU Census Data Center at Open PRAIRIE: Open Public Research Access Institutional Repository and Information Exchange. It has been accepted for inclusion in South Dakota County Profiles: 2007 by an authorized administrator of Open PRAIRIE: Open Public Research Access Institutional Repository and Information Exchange. For more information, please contact michael.biondo@sdstate.edu.

Brookings County Population Trends

| 1920 | 1940 | 1960 | 1980 | 1990 | 2000 | 2010 | 2020 |
|--------|--------|--------|--------|--------|--------|--------|--------|
| 16,119 | 16,560 | 20,046 | 24,332 | 25,207 | 28,220 | 31,040 | 32,825 |

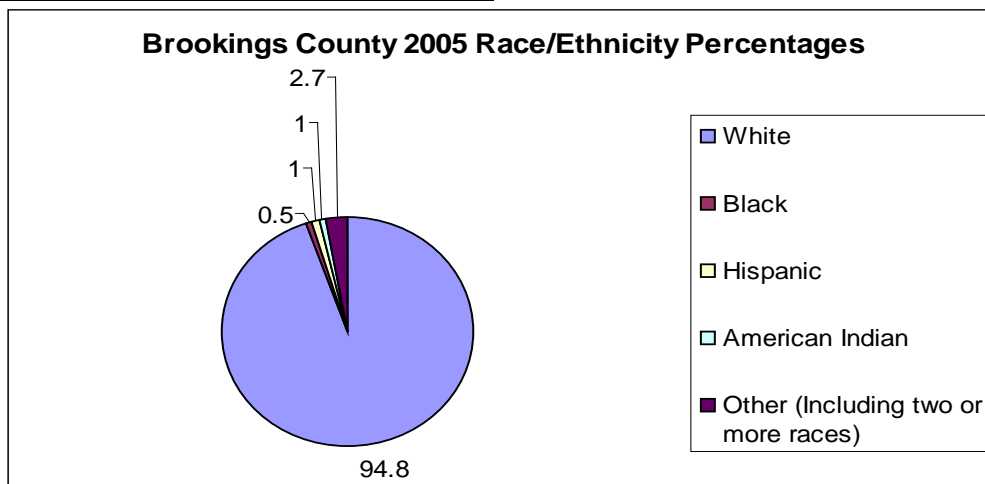


| Where People Live in 2000 (by percent) | | | | |
|---|---------------------|------------------|------------------|-------------|
| | South Dakota | Brookings | Kingsbury | Lake |
| Urban | 51.92 | 65.82 | 0 | 55.70 |
| Rural-Farm | 7.72 | 5.81 | 17.33 | 9.28 |
| Rural-Non farm | 40.36 | 28.37 | 82.67 | 35.02 |

Brookings County Population Highlights

- From 1990 to 2000, Brookings County **gained 3013** new residents which was a **12.0% increase** in its total population.
- From 1990 to 2000, Brookings County **gained 1507** residents to in-migration. This was a **6.0% increase** in its total population.
- **20.71%** of Brookings County residents are **under the age of 18** while **10.87%** are aged **65+**.
- Brookings County's **median age is 26.6**. This is younger than both Kingsbury and Lake counties.
- Brookings County's **sex ratio is 102.12**, meaning that there are about 102 males for every 100 females. This is higher than both Kingsbury and Lake counties.
- Brookings County's **fertility rate is 43.9 births** for every 1,000 women aged 15-44. This is lower than both Kingsbury and Lake counties. The university in Brookings County may explain this low fertility rate, because few women have children while attending college.
- **12.11%** of Brookings households include members who are not related. This may be because of the young, college-aged population.

Race/Ethnicity in Brookings County



Brookings County Agriculture in 2002

- Brookings County had **962 farms** which was a **2.9% decrease** from 1997.
- Brookings County's **average farm size was 435 acres**. This is smaller than both Kingsbury and Lake counties.
- Brookings County's **average net farm income was \$17,411**. This is lower than both Kingsbury and Lake counties.

Brookings County Economics in 2000

- Brookings County's **per capita income was \$17,586**. This is higher than both Kingsbury and Lake counties.
- Brookings County's **median household income was \$35,438**. This was higher than both Kingsbury and Lake counties.
- **32.2%** of Brookings County's residents aged 25+ had **completed a B.S. degree or higher**. This is much higher than both Kingsbury and Lake counties.
- **14.03%** of Brookings County's residents are living **at or below the official poverty line**. This compares with 13.18% for the state of South Dakota, 9.99% for Kingsbury County, and 9.71% for Lake County.
- **14.92%** of Brookings County's **children under the age of 5 are living at or below the official poverty line**. This compares with 19.77% for the state of South Dakota, 8.97% for Kingsbury County, and 9.21% for Lake County.
- **10.1%** of Brookings County's workers **commute to another county to work**. This is lower than both Kingsbury and Lake counties.

Brookings County Employment by Industry

| Top Industries (in terms of numbers) | Percentage | Number |
|---|------------|--------|
| Educational, health, and social services | 27.12 | 4,439 |
| Manufacturing | 20.84 | 3,411 |
| Retail | 9.99 | 1,635 |
| Agriculture | 5.87 | 961 |
| Construction | 3.96 | 649 |
| Public Administration | 3.01 | 492 |
| Total Employed | | 16,369 |

Income Distribution

| | South Dakota | Brookings | Kingsbury | Lake |
|------------------------|--------------|-----------|-----------|-------|
| Total: | 290,336 | 10,664 | 2,405 | 4,369 |
| Less than \$10,000 | 30,881 | 1,148 | 250 | 396 |
| \$10,000 to \$14,999 | 22,421 | 973 | 199 | 415 |
| \$15,000 to \$19,999 | 22,190 | 809 | 253 | 304 |
| \$20,000 to \$24,999 | 24,633 | 768 | 252 | 441 |
| \$25,000 to \$29,999 | 22,190 | 815 | 197 | 345 |
| \$30,000 to \$34,999 | 21,694 | 744 | 171 | 339 |
| \$35,000 to \$39,999 | 19,408 | 628 | 146 | 334 |
| \$40,000 to \$44,999 | 19,077 | 725 | 181 | 266 |
| \$45,000 to \$49,999 | 16,675 | 641 | 147 | 265 |
| \$50,000 to \$59,999 | 27,809 | 963 | 218 | 435 |
| \$60,000 to \$74,999 | 26,008 | 996 | 176 | 418 |
| \$75,000 to \$99,999 | 20,150 | 870 | 106 | 226 |
| \$100,000 to \$124,999 | 7,597 | 249 | 57 | 78 |
| \$125,000 to \$149,999 | 3,493 | 117 | 18 | 22 |
| \$150,000 to \$199,999 | 2,872 | 107 | 17 | 48 |
| \$200,000 or more | 3,238 | 111 | 17 | 37 |

Data compiled by:

W. Trevor Brooks
Rural Life and Census Data Center
South Dakota State University

Sources:

South Dakota Data Center (Vermillion, SD)
South Dakota Labor Market
U.S. Census of Agriculture (2002)
U.S. Census Bureau (2000)