

\$1.00

# 1966 FOOTBALL FACTBOOK

*Corrected  
copy*



**SOUTH DAKOTA  
STATE UNIVERSITY**

BROOKINGS



## TO THE PRESS, RADIO AND TV

This book is designed to aid you as you write and talk about the 1966 South Dakota State University football team. Additional information is available upon request to this office.

**PRESS BOX TICKETS** are required for everyone entering the box—newsmen, cameramen and scouts. Requests for these tickets should be made as far in advance as possible, and will be mailed or held, whichever is more convenient. When held they may be picked up at the window at the northwest corner of the stadium.


**RADIO:** After Sports Information Office confirms booth assignment, stations should order own loops from Brookings Telephone Co.

Please help us serve you best by advising well in advance of games you plan to attend. Women and children are not permitted in the press box.

**KEN SCHAACK**  
Sports Information Editor  
South Dakota State University  
University Station  
Brookings, S. D. 57006

### PHONES

Brookings Area Code: 605  
Information Offices: 692-6111, Ext. 364, 365 or 366  
Ken Schaack, Sports Information Editor; Home—693-3839  
Dan Johnson, News Bureau Editor; Home—692-5461  
Press Box—692-6111, Ext. 201



1966 Co-Captains: Gary Hyde, fullback (left)  
Dave Porter, center

# QUICK FACTS ON THE UNIVERSITY

**LOCATION:** Brookings, S. D.; population 11,400; 60 miles north of Sioux Falls.

**FOUNDED:** 1881—South Dakota State College of Agriculture and Mechanic Arts; 1964—South Dakota State University.

**ROLLMENT:** 5,000 (1,500 women)—fall estimates.

**PRESIDENT:** Dr. H. M. Briggs.

**CONFERENCE:** North Central Intercollegiate Athletic Conference (charter member joining in 1921).

**NICKNAME:** Jackrabbits. **COLORS:** Yellow and Blue.

**STADIUM:** Coughlin-Alumni (1962).

**STADIUM CAPACITY:** 10,500.

## INDEX

Jackrabbit Athletic Staff .....	40
Lettermen Returning, Lost .....	22
News Outlets .....	Inside Back Cover
<b>North Central Conference</b>	
1965 All-NCC Team .....	28
All-Time Records .....	29
Box Score on Titles .....	29
Final Standings, 1965 .....	28
Football Championships .....	30
Member School Data .....	29
Statistics, 1965 .....	27-28
<b>Quick Facts on SDSU</b> .....	1
<b>Pronunciation Guide</b> .....	20-21
<b>Prospects for 1966</b> .....	6
<b>Records</b>	
Against 1966 Opponents .....	23-24
All-Time with All Opponents .....	36
Career Coaching Records .....	34
Hobo Day Scores .....	30
1965 Records of Jacks, '66 Foes .....	24
Scores of Last Decade .....	36-37
SDSU All-Time, Individual and Team .....	32-34
Top 10 SDSU, Opponent Scores .....	34-35
Varsity-Alumni Series .....	9
<b>Results</b>	
Varsity, 1965 .....	2
Bunny, 1965 .....	2
Varsity-Alumni, 1966 .....	9
<b>Review of 1965 Season</b> .....	7-9
<b>Rosters of 1966 Players</b>	
Alphabetical .....	18
Numerical .....	20-21
<b>Schedules</b>	
Varsity, 1966 .....	2
Bunny, 1966 .....	2
Varsity, 1967-69 .....	35
<b>SDSU Football History</b> .....	31
<b>Sketches</b>	
Ex-Jackrabbits in the NFL .....	19
Marching Jackrabbit Band .....	38
Players of 1966 .....	10-18
Players' "Melting Pot" .....	22
Press Box Facilities .....	22
SDSU Coaches and Staff .....	4-5
SDSU Officials .....	3
Sports Information Editor .....	Inside Back Cover
The University .....	39
<b>Squad Breakdown</b> .....	18
<b>Statistics, 1965</b> .....	25-26
<b>Thousand Yard Club</b> .....	26
<b>Ticket Information</b> .....	Inside Back Cover
<b>Travel Itinerary</b> .....	37

## 1966 FOOTBALL SCHEDULE

Sept. 10	Montana State U. at Great Falls, Mont.	8 p.m. MST
Sept. 17	U. of Minn. (Duluth) at Duluth	7:30 p.m. DST
Sept. 24	Colorado State U. at Brookings (Shrine Benefit)	2 p.m. C
Oct. 1	North Dakota State at Fargo	7:30 p.m. CS1
Oct. 8	Morningside College at Brookings	2 p.m. CST
Oct. 15	Univ. of North Dakota at Brookings (Hobo Day)	2 p.m. CST
Oct. 22	U. of South Dakota at Vermillion	2 p.m. CST
Oct. 29	State College of Iowa at Cedar Falls	1:30 p.m. CST
Nov. 5	Colorado State College at Greeley	1:30 p.m. MST
Nov. 11	Augustana College at Brookings (Veterans' Day)	1:30 p.m. CST

## 1965 RESULTS

		SDS	OPP.
Sept. 11	Montana State Univ. at Great Falls	0	22
Sept. 18	Parsons (Iowa) College at Brookings	0	10
Sept. 25	Augustana (SD) Col. at Sioux Falls	14	14
Oct. 2	North Dakota State at Brookings	13	41
Oct. 9	North Dakota at Grand Forks	7	14
Oct. 16	South Dakota at Brookings	30	14
Oct. 23	Morningside College at Sioux City	20	25
Oct. 30	State College of Iowa at Brookings	0	41
Nov. 6	Colorado State U. at Ft. Collins	20	52
Nov. 13	Mankato State at Mankato	7	14
Overall: W-1; L-8; T-1. NCC: W-1; L-4; T-1		111	247

## SDSU FRESHMAN FOOTBALL

### 1966 BUNNY SCHEDULE

Oct. 14	—at Augustana (2 p.m.)
Oct. 21	—Morningside College (2 p.m.)
Oct. 29	—North Dakota State University (2 p.m.) (PARENTS' DAY)
Nov. 4	—at University of South Dakota (1:30 p.m.)


### 1965 BUNNY RESULTS

SDS		Opp.
7	Augustana College	0
28	Morningside College	20
28	South Dakota University	13
14	North Dakota State	19
77	Won 3, Lost 1	52

## SDSU OFFICIALS

### **Dr. H. M. Briggs, president**

An enthusiastic fan at SDSU athletic events, Dr. Briggs is serving his eighth year as president. A native Iowan, he was recipient of the first national scholarship given by packing magnate Thomas E. Wilson, and earned his B.S. degree at Iowa State in 1933. He earned his M.S. from North Dakota Agricultural College in 1935, and his Ph.D. three years later at Cornell University. Aware of the important role of intercollegiate athletics in the life of the university, he says the University's goal "is to strive for a better future through teaching, research and service." He and his wife, Lillian, are parents of a son, Dinus, 26, and daughter, Janice, 15.



### **H. B. MacDougal, NCC faculty representative**

A math professor and former head of department, Herbert B. MacDougal has been faculty representative to the North Central Conference for 11 years. A 1927 graduate of Miami (Ohio) University, he has been a SDSU faculty member ever since earning his M.S. in 1929 from Iowa. "Mac" was a tennis coach for more than 25 years. He and wife Eloise are parents of three married children, Mrs. Mary Mott and twins Harold and Herbert.



### **Stanley J. (Stan) Marshall, director of athletics**

A 1950 SDSU grad, he's in his second year as director of athletics and physical education. He earned 2 football and 3 track letters at State, and was SDSU line coach from 1957-63, with a year's sabbatical leave to work on his Ph.D. at Springfield (Mass.) College. Marshall, 39, was head coach at Wayne State University, Detroit, in 1964 and led the school to the Presidents' Athletic Conference grid title. He was prep coach at Groton, Centerville and Hot Springs, S. D., from 1950-55, and head football and track coach the next 2 years at Jamestown (N. D.) College. He earned a M.A. degree at Iowa in 1953. He and his wife, Nona, are parents of daughter Virginia, 17, and sons Mike, 15, and Charles, 11.



### **Harry Forsyth, athletic ticket manager**

Assistant varsity and freshman baseball coach, Harry Forsyth has served as athletic ticket manager since 1960. On the staff since 1956, he is a former SDSU baseball and basketball letterman. In addition to coaching duties, he teaches P.E. classes and aviation education. He earned B.S. in 1951 and M.S. in 1956, both at State. He and wife, Charleen, have a daughter Susan, 14, and son Maurice, 10.




## SDSU COACHES AND STAFF



### Ralph Ginn, head coach

Dean of the NCC grid coaches, Ralph Ginn begins his 20th season at State. Twice named regional small college coach-of-the-year (1963), he has guided Jackrabbit teams to 100 wins, 70 losses and 9 ties in 19 years — his teams have won more than 35 per cent of all football victories in SDSU's history. His Jackrabbit teams have won or shared nine NCC titles. But Ginn is more concerned about the future, after last year's 1-8-1 record, poorest mark ever by a Ginn-coached team. It was only the seventh time in 19 seasons he has failed to produce a winner. After graduating in 1931 from Tarkio (Mo.) College, he coached at Tarkio High School, Wayne (Neb.) State College and Brookings High School before joining the SDSU staff. Ginn, 59, earned his M.A. at Missouri in 1941. He and wife, Helen, are parents of a son, R. Arnold, coach and teacher at Peoria, Ill., and daughter, Lynda (Mrs. Lynn Rasmussen), Brookings.



### Roger Eischens, line coach

Beginning his second year as line and defensive coach is 24-year-old Roger Eischens, former star athlete at SDSU and native of Canby, Minn. Twice an All-NCC end, he was an assistant coach at Wayne State under SDSU Athletic Director Stan Marshall in 1964. The three-year regular end also was a top wrestler at State, placing 3rd in the 191 pound class in the 1963 NCAA College Division mat tourney. The '63 grad earned a master's degree here in 1964.



### Ervin Huether, backfield coach

Beginning his 17th year as backfield coach and chief scout, Erv Huether joined the SDSU staff in 1949 as frosh football coach. He has been baseball coach since 1950, and his diamond crews have won two consecutive NCC titles in the past two years. A 1943 Yankton (S. D.) College grad, he earned a master's degree at Minnesota in 1950. He coached at Bowdoin and Bates Colleges in Maine and in the Navy before coming to State. He and wife Beverly have three children, Brenda, 17, Mary, 16, and David, 9.



### Warren Williamson, freshman coach

One of top halfbacks in SDSU's history, he's responsible for developing State's future varsity footballers. Also State's head wrestling coach, he is an intense, enthusiastic individual. The 1951 grad and All-NCC halfback still holds SDSU's season scoring record, 14 touchdowns for 84 points in 1950. He coached at Clear Lake and Winner, S. D., before joining the SDSU staff in 1956. Also a part-time scout, he earned his master's degree here. He and wife, Dorothy, have two children, Carolyn Jean, 12, and Tom, 10.

### **Don Jacobsen, assistant coach**

Former Little All-American basketball player at SDSU, "Jake" is in his second year as assistant football coach, along with freshman and assistant varsity basketball and golf coaching duties. The '61 grad earned his master's degree at State in 1964, then served 22 months in the Army at Ft. Eustis, Va., where he was player-coach of the Ft. Eustis cage team. On the 1963 All-Army basketball team, he coached the 1963-64 Ft. Eustis team to a 32-5 record and the Second Army championship. While at State, he was three-time All-NCC first team member and Most Valuable Player in 1961 conference basketball. Also was All-NCC baseball player in only year he was out for the sport in 1960. He was cage coach at Winner, S. D., in 1963-64. He and wife, Janet, have three sons, Donald Jr., 5, Scott, 3, and Jon, 2.




### **Pete Torino, trainer**

Pete joined the State staff in 1963 as trainer and gymnastics coach. A 1957 grad of Black Hills State College, he earned a master's degree at SDSU in 1958. He was trainer and gymnastics and swimming instructor at Sioux Falls Washington High from 1958-1963. He's also an instructor in water safety and first aid for the National Red Cross. He and wife, Sandra, are parents of two sons, Peter Scott, 11, and Steven Paul, 7.



### **Johnny Johnson, equipment manager**

A 1927 SDSU graduate who earned 3 football letters, John A. Johnson is in his 23rd year as manager of athletic supplies and equipment. He was frosh coach at State in 1933-34, after coaching at Howard and Redfield. He came back to stay, a 10-year absence, in 1944.



### **Mel Dahl and Milton Anderson, stadium and grounds**

Mel Dahl is grounds foreman for the Physical Education Department, and is responsible for keeping playing fields and playing grounds in shape for practice and games. He joined the staff in 1961. Assisting him is Milton Anderson, who joined the staff in 1964.

## 1966 JACKRABBIT PROSPECTS

The accent is on youth as Ralph Ginn begins his 20th year as head coach at South Dakota State—21 of the 41 squad members are sophomores who last year formed one of the best frosh teams in Jackrabbit history.

Indicative of the youth and inexperience is the fact that only three of the team's offensive and defensive starters in last spring's Alumni-Varsity contest had ever started in a regular season game. Inexperience and a tough opening schedule are expected to pose the biggest problem for Ginn and his Jackrabbits. Montana State, Colorado State University, and strong North Central Conference teams from North Dakota U. and North Dakota State head the 1966 slate.

But the SDSU coaches were genuinely pleased with the team's progress in spring drills. Most pleasing to Coach Ginn was the squad's aggressiveness and spirit. "They have one very desirable characteristic—they hustle and like to play football."

Biggest graduation losses were end Ed Maras and quarterback Ron Meyer, guard Mick Hurlburt and center Tom Loquai, and halfback punter Dave Glasrud. End Jack Rohrs, SDSU's top 1965 receiver with 37 receptions for 267 yards, was declared ineligible by NCC officials under a conference rule which specifies an athlete must complete his college eligibility within five years. Standout halfback Mike Koltun is scholastically ineligible.

Offsetting the losses will be more speed in the running attack—a quality noticeably lacking the past two years—and a stronger deep defensive secondary and offensive line.

Senior Pat Durkin and promising Sioux City soph Tom Anderson will head signal-callers. Co-captain Gary Hyde will be backed at fullback by junior Clayton Sonnenschein and senior Ted Reichmann, both lettermen. Sonnenschein will handle punting duties.

Probable halfbacks will be breakaway threat Jim Macik, a junior, and top newcomer Darwin Gonnerman. Jeff Chicoine and Dave Girard, a pair of juniors from Elk Point, are figured for defensive back spots.

Offensive ends will be capable senior lettermen Mike Buss and Sorensen, backed by Flash Gordon Helm, a sophomore. Defensive end spots will be manned by junior Mike Gilbertson and another top soph, Tom Rockers.

Wayne Onken, figured to be one of the top NCC linemen, will return at offensive tackle, along with Tom Hamlin. Both are 6-2, 228 juniors. Either may play both ways and other defensive tackle will be Ray Macri, 207 junior. Probable offensive guards, both newcomers, will be Duane Barnes, 215, and Dick Horak, 197. Tom Kreger, 195, is slated for defensive guard duty. Guards corps also will be boosted by Mason City (Iowa) Junior College grad John Hobart.

Vying for center will be senior Bob Nelson and junior Gene Vostad, both 6-2 and 214. They will be backed by co-captain and regular linebacker Dave Porter. Nelson, who holds SDSU's field goal record (42 yards), will handle place-kicking duties.

Rounding out defensive probables will be linebackers Larry Fortuna and John Grein, and safety Jon Naujokas. Fortuna and Naujokas are also backs and Grein is a center. All are sophomores.



# REVIEW OF 1965 SEASON

## MONTANA STATE 22, SOUTH DAKOTA STATE 0

Great Falls, Mont., Sept. 11—Scoring twice in the first half, Montana State went on to shut out South Dakota State, 22-0. The Bobcats built a 56 yard rushing superiority, and piled up 23 first downs to the Jackrabbits' 9.

Statistics	SDS	MS
First downs .....	9	23
Rushing net .....	56	269
Passing net .....	94	56
Passes .....	6-17	11-17
Punts, average ...	6-40.5	3-26.6
Fumbles lost .....	1	1
Yards penalized ..	25	43
S. D. State .....	0	0 0 0-0
Montana State .....	0	16 0 6-22

**Scoring**  
MS—Vaughan 3 run (Stenerud kick); MS—Stenerud 27 field goal; MS—Foley 3 run (kick failed); MS—Tuss 3 run (kick failed).

## PARSONS 10, SOUTH DAKOTA STATE 0

Brookings, S. D., Sept. 18—The Jackrabbits played a stubborn defensive game but were stymied offensively by a big Parsons team, 10-0. All scoring in the rain-and-wind hampered game was done in the first half of a sluggish, defensive duel.

Statistics	SDS	PC
First downs .....	6	14
Rushing net .....	-8	76
Passing net .....	144	202
Passes .....	13-28	17-35
Punts, average ...	8-37	10-39.9
Fumbles lost .....	5	2
Yards penalized ..	5	89
S. D. State .....	0	0 0 0-0
Parsons .....	3	7 0 0-10

**Scoring**  
PC—O'Dell 25 field goal; PC—Gilliat 12 pass from Prince (O'Dell kicked).

## SOUTH DAKOTA STATE 14, AUGUSTANA 14

Sioux Falls, S. D., Sept. 25—Although quarterback Ron Meyer completed 17 of a record 36 passes. Jackrabbit receivers dropped 10 that were right on target and State settled with a 14-14 tie with Augustana. Senior Dave Glasrud continued his fine punting, kicking 8 times for a 37.8 yard average.

Statistics	SDS	AUG.
First downs .....	17	21
Rushing net .....	94	249
Passing net .....	156	136
Passes .....	17-36	8-13
Punts, average ...	8-37.8	5-28.8
Fumbles lost .....	0	3
Yards penalized ..	44	99
S. D. State .....	0	7 7 0-14
Augustana .....	7	0 0 7-14

**Scoring**  
AUG.—Hinz 1 run (Busselman kicked); SDS—Nesvold 4 run (Nelson kicked); SDS—Maras 11 pass from Meyer (Nelson kicked); AUG.—Sandbo 3 run (Busselman kicked).

## NORTH DAKOTA STATE 41, SOUTH DAKOTA STATE 13

Brookings, S. D., Oct. 2—Driving for an undisputed North Central Conference championship, North Dakota State slammed home 3 touchdowns in the second half to break up a tight duel with the Jackrabbits, and went on to win, 41-13. Crippling blow was an 80-yard run by the Bisons' Vance Conner with 7:03 left in third quarter. The North Dakotans, with the aid of a couple of breaks, had a 20-13 halftime lead.

Statistics	SDS	NDS
First downs .....	14	18
Rushing net .....	-52	323
Passing net .....	199	47
Passes .....	21-44	4-9
Punts, average ...	5-32.5	8-35
Fumbles lost .....	2	2
Yards penalized ..	50	52
S. D. State .....	0	13 0 0-13
N. D. State .....	14	6 7 14-41

**Scoring**  
NDS—Ercolani end zone fumble recovery (Ahneman kicked); NDS—Mische 2 run (Carlson run); SDS—Koltun 18 pass from Meyer (Nelson kicked); NDS—Mische 3 run (kick failed); SDS—Koltun 18 pass from Meyer (pass failed); NDS—Conner 80 run (Ahneman kicked); NDS—Rota 23 pass from Hanson (Ahneman kicked); NDS—Rota 5 run (Ahneman kicked).

## NORTH DAKOTA U. 14, SOUTH DAKOTA STATE 7

Grand Forks, N. D., Oct. 9—Outstanding punting and coverage and good kickoff returns kept the Jackrabbits in the game against heavily-favored North Dakota, who needed a fourth-period touchdown to salvage a 14-7 win. Punter Dave Glasrud kicked seven times for a 40.4 average, and the Sioux gained good field position only twice during the game.

Statistics	SDS	UND
First downs	15	15
Rushing net	23	183
Passing net	184	122
Passes	17-39	7-16
Punts, average	7-40.4	5-32.6
Fumbles lost	1	1
Yards penalized	5	31
S. D. State	7 0 0 0-7	
North Dakota	0 7 0 7-14	

Scoring
SDS—Koltun 1 run (Nelson kicked);
UND—Bergh 4 run (Mann kicked);
UND—Wright 52 pass from Colehour (Mann kicked).

## SOUTH DAKOTA STATE 30, SOUTH DAKOTA 14

Brookings, S. D., Oct. 16—South Dakota State nabbed its first win of the season in a 30-14 Hobo Day verdict over South Dakota. Quarterback Ron Meyer connected on 14 of 30 passes for his 39th and 40th career touchdown strikes. Leading 17-7 at halftime, State bottled up the Coyotes in the third period, while adding 13 points to put the game out of reach.

Statistics	SDS	USD
First downs	12	13
Rushing net	93	78
Passing net	83	151
Passes	14-31	12-34
Punts, average	10-29.9	7-30.5
Fumbles lost	1	3
Yards penalized	44	56
S. D. State	7 10 13 0-30	
South Dakota	0 7 0 7-14	

Scoring
SDS—Meyer 1 run (Nelson kicked);
USD—Schmidt 13 pass from Myers (Biezuns kicked); SDS—Rohrs 7 pass from Meyers (Nelson kicked); SDS—Nelson 42 field goal; SDS—Maras 9 pass from Meyers (Nelson kicked); SDS—Hyde 3 run (kick failed); USD—Schoenhard 1 run (Biezuns kicked).

## MORNINGSIDE 25, SOUTH DAKOTA STATE 20

Sioux City, Iowa, Oct. 23—A 48-yard pass in the last 58 seconds set up the winning tally in a frustrating 25-20 loss to the Morningside Chiefs. Jackrabbit halfback Gary Hyde cracked over with just four minutes left to give State a 20-18 lead. But Morningside took the kickoff on their own 37-yard line and began the winning drive.

Statistics	SDS	MOR.
First downs	15	16
Rushing net	33	225
Passing net	216	65
Passes	16-27	3-12
Punts, average	2-36.5	5-30.4
Fumbles lost	2	0
Yards penalized	17	10
S. D. State	7 0 6 7-20	
Morningside	6 12 0 7-25	

Scoring
MOR.—Ohl 7 run (kick failed); SDS—Maras 8 pass from Meyer (Nelson kicked); MOR.—Ohl 3 run (kick failed); MOR.—Knief 10 pass from Schuldt (run failed); SDS—Maras fumble return (run failed); SDS—Hyde 4 run (Nelson kicked); MOR.—O'Hern 1 run (Ness kicked).

## STATE COLLEGE OF IOWA 41, SOUTH DAKOTA STATE 0

Brookings, S. D., Oct. 30—Little All-American Randy Schultz' 58-yard run in the final play of the third period triggered SCI to a 27-point final period which changed a 14-0 game into a 41-0 rout over State. A fired-up Panther team and poor playing Jackrabbit squad accounted for the lopsided score. Schultz rushed for 158 yards, including jaunts of 58, 36 and 21 yards.

Statistics	SDS	SCI
First downs	6	17
Rushing net	40	314
Passing net	58	84
Passes	7-32	6-10
Punts, average	9-29	4-44.7
Fumbles lost	0	1
Yards penalized	15	30
S. D. State	0 0 0 0-0	
SCI	7 7 0 27-41	

Scoring
SCI—Schultz 3 run (Korver kicked); SCI—Hammond 28 pass from Olin (Korver kicked); SCI—Olin 1 run (Korver kicked); SCI—Strottman 36 interception return (kick failed); SCI—Miller 36 interception return (Korver kicked); SCI—Smith 5 run (Korver kicked).

## COLORADO STATE U. 52, SOUTH DAKOTA STATE 20

Ft. Collins, Colo., Nov. 6—Colorado State University passed and ran for nearly 600 yards in running over an outclassed Jackrabbit team, 52-20. CSU marched 79 and 50 yards for scores in the first quarter, and ballooned the margin to 24-0 at halftime. Soph Vern Schoolmeester raced 83 yards for touchdown in the last period, but the Rams kept scoring against the State squad, pushing the margin to 52-13 with 3:21 left in the game. Reed Sanderson took a five-yard pitchout to score with 40 seconds left.

Statistics	SDS	CSU
First downs	11	26
Rushing net	130	400
Passing net	153	195
Passes	15-42	9-19
Punts, average	7-36.3	2-33.5
Fumbles lost	0	2
Yards penalized	15	74
S. D. State	0 0 6 14-20	
Colorado State	14 10 7 21-52	

Scoring
CSU—Reed 13 run (Wolfe kicked); CSU—Reed 1 run (Wolfe kicked); CSU—Simon 5 run (Wolfe kicked); CSU—Simon 57 pass from Belt (Wolfe kicked); CSU—Knapp 44 run (Wolfe kicked); CSU—Tayler 1 run (Wolfe kicked); CSU—Wolfe 26 field goal; CSU—Willis 1 run (Wolfe kicked); SDS—Macik 3 pass from Schoolmeester (kick failed); SDS—Schoolmeester 83 run (Nelson kicked); SDS—Sanderson 5 run (Nelson kicked).

## MANKATO STATE 14, SOUTH DAKOTA STATE 7

Mankato, Minn., Nov. 13—South Dakota State leaked two touchdowns in 1 minute and 23 seconds during the third period, allowing Mankato State to win, 14-7. The season finale left SDSU with a 1-8-1 mark, worst in Coach Ralph Ginn's 19-year reign at State. Both of Mankato State's touchdowns were results of fumble recoveries.

Statistics	SDS	MS
First downs	12	16
Rushing net	100	174
Passing net	87	88
Passes	8-21	6-14
Punts, average	5-28	5-23.6
Fumbles lost	3	2
Yards penalized	52	24
S. D. State	7 0 0 0-7	
Mankato State	0 0 14 0-14	

Scoring
SDS—Sanderson 5 run (Nelson kicked); MS—Tetzloff 11 pass from Schultz (Bruggers kicked); MS—Droegemueller 23 pass from Schultz (Bruggers kicked).

## VARSITY DEFEATS ALUMNI, 27-18

State's young Jackrabbits overcame their awe in the second half and went on to defeat a good Alumni team, 27-18, in their annual spring encounter, May 14.

The running of soph Darwin Gonnerman and junior Jim Macik and blocking of junior tackle Wayne Onken highlighted the undergrads' play. Gonnerman scampered 47 yards with one punt return and scored on another of 83 yards, and Macik took a pass on the Alumni 32 and went in to score, and ran 3 yards for another TD. The Alumni team scored on a 2-yard run by Doug Tschetter, a 4-yard run by Gary Boner and a 1-yard plunge by Ron Meyer. Gonnerman led the Varsity in rushing with 55 yards in 12 carries, and Meyer led the Alumni offensive, completing 9 of 16 passes for 98 yards.

Statistics	Varsity	Alumni
First downs	11	17
Rushing net	89	101
Passing net	96	149
Passes	6-11	14-28
Punts, average	4-32	5-32
Fumbles lost	2	0
Yards penalized	33	30


Score by Quarters	
Varsity	0 7 20 0-27
Alumni	0 12 0 6-18

**Scoring**  
 V—Koltun 6 pass from Anderson (Bozied kicked); A—Tschetter 2 run (kick failed); A—Boner 4 run (pass failed); V—Macik 68 pass from Durkin (Bozied kicked); V—Gonnerman 83 punt return (Bozied kicked); A—Meyer 1 run (pass failed).

Series Results
1957—Alumni 43, Varsity 19
1958—Varsity 28, Alumni 16
1959—Varsity 16, Alumni 8
1960—Alumni 18, Varsity 0
1961—Varsity 13, Alumni 0
1962—Varsity 17, Alumni 15
1963—Alumni 15, Varsity 7
1964—Varsity 15, Alumni 14
1965—Alumni 13, Varsity 0
1966—Varsity 27, Alumni 18

Series: Varsity W-6; L-4


## JACKRABBIT SKETCHES




TOM ANDERSON -- 6-0, 172, 19, soph quarterback. Son of the Bernard Andersons. Father is Sioux City, Ia. painting contractor. Good-looking quarterback, had excellent spring practice after leading top frosh team last year. Excellent speed, although inexperienced. Looks like a "winner." Coached at Sioux City Central by Bruce Pickford. Political Science major.




DUANE BARNES — 6-2, 215, 19, soph guard. Parents are the Lester Barnes. Dad is store manager near Toronto. One of outstanding new prospects, has good speed. Converted well from high school back to lineman. Strong hut needs experience. Estelline High School coach was Ken Halsey. Engineering Physics major.



BOB BOZIED — 5-10, 186, 19, soph quarterback. Son of the Naiem Bozieds of Brookings. Father owns gas station. Strong, loves to play, and is fine kicker. Will probably place kick along with other duties. High School coach: Harry Gibbons. Physical Education major.




MIKE BUSS — 6-3, 208, 21, senior end. Son of Mr. and Mrs. Fred Buss, Sioux City, Iowa. Dad is grade school principal. Had excellent year last year as end and tackle, will play end spot this year. Reckless, daredevil type of player, excellent blocker and likes to hit. Leeds High School coach was Gene Doran. Psychology major.




JEFF CHICOINE — 5-11, 176, 20, junior halfback. Parents are Roland Chicoines of Elk Point. Dad is farmer. A defensive halfback in 1965, he has improved this year. Has good speed and is good tackler. Coached in high school by Robert Timm. Agriculture Economics major.


BOB CHILMAN — 6-1, 175, 19, soph end. Son of the Charles Zemans of Academy. Dad is farmer. A newcomer with lots of desire and a good hitter, he needs experience. Coached by Don Giese at Chamberlain High School. Physical Education major.




RICK DIETZ — 6-1, 189, 19, soph split end. Son of Mr. and Mrs. Leonard Dietz, Hawarden, Iowa. Father is in road construction. A top soph prospect, fine receiver with good hands. Will play at defensive halfback spot along with end duties. West Sioux High School coach was Duane Peterson. Physical Education major.




PAT DURKIN — 5-11, 195, 21, senior quarterback. Son of the L. G. Shibinskis of Riverdale, Ill. Dad is pipe fitter. Had good spring practice, is hard-nosed, experienced ball-handler. Coached at Chicago Mendel Catholic High by Joe Magee. Economics major.



LARRY FORTUNA — 6-0, 199, 19, soph fullback. Parents: Mr. and Mrs. Frank Fortuna of Gregory. Father is farmer. Rated as a great young fullback prospect, is strong, quick and a good kicker. High School coach was Norman Andersh. Zoology major.




MIKE GILBERTSON — 6-0, 188, 20, junior end. Parents are Robert Jesmes of Gary. Dad is farmer. One of most consistent defensive players last year, has excellent speed and is good tackler. High school coach was George Smith. Physical Education major.





GREG GIMBEL — 5-10, 218, 19, soph tackle. Son of [unclear] and Mrs. Reinhold Gimbel of Freeman. Father is farmer. Made a place for himself on squad after good spring showing. Menno High School coach: Ervin Ptak. Physical Education major.



DAVE GIRARD — 5-11, 168, 21, junior halfback. Parents: Raymond Girards of Elk Point. Dad is county highway department employe. Had fine spring as defensive back, is good tackler. High school coach was Robert Timm. Printing Management major.



DARWIN GONNERMAN — 5-10, 186, 19, soph halfback. Son of Mrs. Josie Gonnerman of Adrian, Minn. Mother is school lunch cook. Probably the top newcomer to the Jackrabbit squad. Strong, fast, an explosive type runner. High School coach: Gary Chamely. Pre-veterinary major.




JOHN GREIN — 5-11, 187, 19, soph center. Parents: Reinhardt Greins of Lakefield, Minn. Dad is farmer. A fine defensive linebacker, loves tackling. Converted from high school back. High School coach was Joe Bride. Mathematics major.




TOM HAMLIN — 6-2, 228, 20, junior tackle. Son of the Howard Hamlins of Highmore. Father is county highway superintendent. Rugged, strong and agile, should have a good year. H. S. coach: Jerry Wingen. Mathematics major.


ASH GORDON HELM — 5-11, 185, 19, soph split end of Mr. and Mrs. Marion Helm of Hayfield, Minn. Dad is policeman. Hampered by injuries in spring practice, but has excellent promise. Blocks well and runs well. Also guard on frosh basketball team. High School coach: Sheridan Jaeche. Foreign Languages major.




JOHN HOBERT—6-1, 197, 20, junior guard. Son of the Milo Hoberts of Charles City, Iowa. Father is a farmer. A graduate of Mason City (Iowa) Junior College, he is expected to give added strength to States' line. Highly rated by J. C. Coach Art Lundblad. High School coach: Truman Manship. Agriculture major.




BOB HOEG—5-9, 180, 18, soph halfback. Son of the Orville Hoegs of Alden, Minn. Dad is farmer. Strong for his size, smart, good tackler. H. S. coach was Earl Gramling. Agricultural Engineering major.




DICK HORAK — 5-11, 197, 19, soph guard. Parents: Mr. and Mrs. William Horak of Worthington, Minn. Dad's in Minnesota Civil Service. Has lots of desire, is good in fundamentals. High School coach: Milt Osterberg. Civil Engineering major.



GARY HYDE — 6-1, 208, 20, senior fullback. Parents: Roland Hydes of Castlewood. Dad is farmer. A co-captain, he has excellent potential and desire. Hampered by injuries, but could have great year. Tops in team rushing last year with 192 yards in 60 carries for 3.2 ave. and 2 TDs. H. S. coach: Mike Stadium. Physical Education major.





TOM KREGER — 5-11, 195, 19, soph guard. Son of Dorsey Kreggers of Clear Lake. Dad is electric cooperati line superintendent. Quick and mobile but needs experience. High School coach was Richard Janes. Physical Education major.



RON LARSEN — 6-3, 219, 20, junior tackle. Son of Mr. and Mrs. Alfred Larsen of Veblen. Father is blacksmith. Big, strong, a "plugger" who could be a big asset to team this year. Webster High School coach: Marv Rasmussen. Biology major.



TONY LORENZ — 6-1, 200, 19, soph tackle. Son of Mrs. Phyllis Lorenz of Lemmon. Mother is housewife. Strong, good defensive player. Coached in High School by Fran Heinen. Industrial Arts major.




JIM (TOD) MACIK — 5-10, 190, 19, junior halfback. Son of Mr. and Mrs. Marvin Macik of Hector, Minn. Father is heavy equipment operator. Has good speed, is breakaway runner. Always a threat. Hampered by injuries last year, but has great promise. H. S. coach: Robert Hage. Physical Education major.




RAY MACRI — 6-2, 207, 20, junior tackle. Son of Mrs. Ethel Macri, Chicago, Ill. Mother is cashier. Tough and rugged, uses hands well. Good in fundamentals. Coached by Lou Guida and Joe Magee at Chicago Mendel Catholic High. Economics major.




McNITT — 6-0, 187, 20, soph guard. Son of the Daniel McNitts of Sioux Falls. Dad is district manager for tobacco company. Shifted from fullback to guard, will be used primarily as defensive linebacker. Washington High coach: Dick Day. Major undecided.




JON NAUJOKAS — 5-11, 183, 19, soph halfback. Son of Mr. and Mrs. Jonas Naujokas of Bird Island, Minn. Father is high school custodian. An excellent tackler and good runner. High School coach was Jim Denevan. Physical Education major.




BOB NELSON — 6-2, 214, 21, senior center. Son of the Arne Nelsons of Volga. Dad is farmer. Shifted to center from tackle spot. Excellent kickoff, field goal kicker, owns SDSU longest field goal record with 42-yard effort in 1965 against South Dakota. H. S. coach was Harry Prendergast. Agricultural Operations major. Married and father of baby girl.



WAYNE ONKEN — 6-2, 228, 19, junior tackle. Son of Mr. and Mrs. Carl Onken of Slayton, Minn. Dad is farmer. Had a fine soph year, excellent prospect for standout lineman in conference. May play both ways this year. A top student. High School coach was Norman Ahrendt. Animal Science major.




BRYAN PEEKE — 6-1, 186, 21, junior guard. Son of the A. P. Peekes of Volga. Dad is doctor. A "pleasant surprise" to SDSU coaches, he's fine defensive end, good tackler and a "battler." H. S. coach: Harry Prendergast. Physical Education major.







DAVE PORTER — 6-0, 200, 23, senior center. Son of Mr. and Mrs. J. S. Porter of Gallipolis, Ohio. Father is registrar of Rio Grande (Ohio) College, mother is registered nurse. Co-captain of the squad, he's a fine team leader and good linebacker. Will snap ball on kicks. Also lettered in football at Univ. of Richmond (Va.). Coached at Gallia Academy H. S. by Bob Sang. History major.




TED REICHMAN — 5-9, 184, 21, senior fullback. Son of the Clarence Reichmanns of Villard, Minn. Father is farmer. Good squad man, has lots of spirit. Good student. H. S. coach was Bob Blaine. Pharmacy major.



TOM ROCKERS — 6-4, 198, 19, soph tackle. Son of Mr. and Mrs. Harold Rockers of Austin, Minn. Father is meat packing firm employe. Best of the soph linemen, loves football, quick, outstanding defensively. Austin Pacelli High coach was William Martin. Physical Education major.




ORAN SATTLER — 5-9, 179, 19, soph halfback. Parents: Mr. and Mrs. Howard Sattler of Malone, Wisconsin. Dad is farmer. Shows promise, is good ball carrier. New Holstein, Wis., High School coach was Allan Jenquin. Dairy Science major.




DAN SCHMIDT — 5-10, 174, 18, soph halfback. Son of the Marvin Schmidts of Ireton, Iowa. Dad is grade school custodian. Quick, good-running halfback. Has good balance and is smart runner. Hawarden West Sioux High coach was Duane Peterson. Physical Education major.


**RAYTON SONNENSCHNEIN** — 6-0, 180, 20, junior full-back. Parents are Earl Sonnenscheins of Pierre. Dad is rancher. A good punter and exceptionally quick. Could "blossom" into top-rate player anytime. Pierre Riggs High coach: Phil Trautner. Economics major.



**TERRY SORENSEN** — 6-1, 175, 21, senior split end. Son of the Evald Sorensens of Tyler, Minn. Dad is custodian. Moved from defensive back to split end spot because has good pass-catching ability. Has good hands. High School coach was Les Lyons. Pharmacy major.




**KEN VAHLE** — 6-0, 196, 19, soph guard. Son of Mrs. Alice Vahle of Stanton, Neb. Converted well from high school fullback to lineman. A good linebacker. H. S. coach: Fred Letheby. Animal Science major.




**GENE VOSTAD** — 6-2, 214, 20, junior center. Son of Mrs. Lillian Vostad, teacher at Volga. Has much potential, could be one of top linemen. Fine linebacker, good offensive center. Needs consistency. High School coach was Harry Prendergast. Major undecided.




**PAUL WILKENS** — 6-0, 171, 19, soph halfback. Son of Mr. and Mrs. Cornelius Wilkens of Castlewood. Father is Presbyterian minister. Quick, shows promise as defensive back. A General Motors Scholar, he has straight "A" average in Engineering Physics. Frank Guenther was High School coach.





JOHN POST — First year as team manager, he's son of Mrs. John Post of Tyndall. Mother is clinic receptionist. Junior majoring in Physical Therapy.



AL WENTZY — Also first-year manager, son of Mr. and Mrs. Woodrow P. Wentzy of Brookings. Father is associate professor and supervisor of instructional television at SDSU, and teaches photography. Al is soph majoring in Economics.

## ALPHABETICAL ROSTER

15 Anderson, Tom .....	qb	60 Kreger, Tom .....	g
69 Barnes, Duane .....	g	77 Larsen, Ron .....	t
16 Bozied, Bob .....	qb	70 Lorenz, Tony .....	t
89 Buss, Mike .....	e	28 Macik, Jim .....	hb
34 Chicoine, Jeff .....	hb	74 Macri, Ray .....	t
84 Chilman, Dave .....	c	64 McNitt, Jon .....	g
88 Dietz, Rick .....	se	36 Naujokas, Jonas .....	hb
18 Durkin, Pat .....	qb	56 Nelson, Bob .....	c
48 Fortuna, Larry .....	fb	78 Onken, Wayne .....	t
86 Gilbertson, Mike .....	e	65 Peeke, Byran .....	t
76 Gimbel, Greg .....	t	55 Porter, Dave .....	fb
14 Girard, Dave .....	hb	44 Reichmann, Ted .....	fb
38 Gonnerman, Darwin .....	hb	75 Rockers, Tom .....	t
54 Grein, John .....	c	25 Sattler, Oran .....	hb
79 Hamlin, Tom .....	t	26 Schmidt, Dan .....	hb
85 Helm, Flash .....	se	46 Sonnenschein, Clayton .....	fb
68 Hobert, John .....	g	80 Sorensen, Terry .....	se
35 Hoeg, Bob .....	hb	61 Vahle, Ken .....	g
66 Horak, Dick .....	g	58 Vostad, Gene .....	c
45 Hyde, Gary .....	fb	24 Wilkens, Paul .....	hb

## SQUAD BREAKDOWN

By States	By Age	By Class
South Dakota .....	Eighteen .....	Sophomores .....
19	2	21
Minnesota .....	Nineteen .....	Juniors .....
11	20	12
Iowa .....	Twenty .....	Seniors .....
5	10	7
Illinois .....	Twenty-one .....	
2	7	
Nebraska .....	Twenty-three .....	
1	1	
Wisconsin .....	(Ave. age: 19.66)	
1		
Ohio .....		
1		
(7 states represented)		

**Married**  
Bob Nelson, c

## Ex-Jackrabbits in NFL Prove Value of Small-College players

Who says small-college football players can't make it in the "big-time"? South Dakota State has had 15 former gridgers go on to play in the National Football League, including three who were drafted and 12 free agents (the NFL draft was begun in 1939). The NFL has drafted 11 other ex-Jackrabbits who did not play, and another who reported to training camp this summer as a rookie.

Best-known ex-Stater in the NFL is Pete Retzlaff, 11-year veteran end with the Philadelphia Eagles. Acquired by the Eagles from Detroit in 1956 for the standard waiver price of \$100, Pete went on to become one of the league's top receivers. "It was the best \$100 the Eagles ever spent," according to General Manager Vince McNally. The split end last year hauled down 66 passes for 1,190 yards and 10 TDs (third in the league). He was named to the all-NFL team, played in the Pro Bowl and was named Pro Player of the Year. Retzlaff ranks fourth among all-time NFL pass receivers.

Wayne Rasmussen, drafted in 1964 by the Detroit Lions, is the only other former State gridder currently playing pro ball. A defensive back, he had a fine year last year with the Lions.

Retzlaff, Rasmussen and Dominic Klawitter, center for the Chicago Bears in 1956 (an injury cut short his career), are the three NFL players who were drafted. SDSU has produced almost half (15 of 35) of the NFL draftees from the North Central Conference, according to a survey by NFL publicity officials. Next in line are NDSU, UND and USD, each with five; SCI and Augustana, each with two; and Morningside with one.

Quarterback Ron Meyer, drafted last fall by the Chicago Bears, is the latest former Jackrabbit to try out in the big league. End Ed Maras also was drafted last year by the Green Bay Packers, but declined in favor of a pro baseball contract with the Baltimore Orioles.

### Former SDSU Gridgers Who Played in the NFL

1939 Bob Riddell, end, Philadelphia  
 1951 Harry Gibbons, back, Detroit  
 Dick Peot, tackle, Detroit  
 1953 Pete Retzlaff, back-end, Detroit  
 1955 Jerry Welch, back, Baltimore  
 1956 Dominic Klawitter, center, Chicago Bears  
 1957 Harwood Hoelt, end, Baltimore  
 1958 Wayne Haensel, tackle, New York  
 1959 Leroy Bergan, tackle, Baltimore  
 1961 Leland Bondhus, tackle, Green Bay  
 1962 Joe Thorne, back, Green Bay  
 Ron Frank, tackle, San Francisco  
 1964 Wayne Rasmussen, defensive back, Detroit  
 1966 Ron Meyer, quarterback, Chicago  
 Ed Maras, end, Green Bay

### Former SDSU Gridgers Drafted by the NFL

1939 Bob Riddell, end, Philadelphia  
 1951 Harry Gibbons, back, Detroit  
 Dick Peot, tackle, Detroit  
 1953 Pete Retzlaff, back-end, Detroit  
 1955 Jerry Welch, back, Baltimore  
 1956 Dominic Klawitter, center, Chicago Bears  
 1957 Harwood Hoelt, end, Baltimore  
 1958 Wayne Haensel, tackle, New York  
 1959 Leroy Bergan, tackle, Baltimore  
 1961 Leland Bondhus, tackle, Green Bay  
 1962 Joe Thorne, back, Green Bay  
 Ron Frank, tackle, San Francisco  
 1964 Wayne Rasmussen, defensive back, Detroit  
 1966 Ron Meyer, quarterback, Chicago  
 Ed Maras, end, Green Bay

# NUMERICAL VARSITY ROSTER

No.	Name	Pos.	Ht.	Wt.	Age	Cl.	Major	Hometown (High School)
14	Dave Girard	HB	5-11	168	21	Jr.	Printing Mgt.	Elk Point
15	Tom Anderson	QB	6-0	172	19	Soph.	Phys. Ed.	Brookings
16	Bob Bozied	QB	5-10	165	19	Soph.	Pol. Science	Sioux City (Central)
18	Pat Durkin**	QB	5-11	194	21	Sr.	Economics	Riverdale, Ill. (Mendel)
24	Paul Wilkens	HB	6-0	171	19	Soph.	Eng. Physics	Castlewood
25	Oran Sattler	HB	5-9	179	19	Soph.	Dairy Sci.	New Holstein, Wis.
26	Dan Schmidt	HB	5-10	174	18	Soph.	Phys. Ed.	Hawarden, Ia. (West Sioux)
28	Jim "Tod" Macik*	HB	5-10	190	19	Jr.	Phys. Ed.	Hector, Minn.
34	Jeff Chicoine*	HB	5-11	176	20	Jr.	Ag. Econ.	Elk Point
35	Bob Hoeg	HB	5-9	180	18	Soph.	Ag. Eng.	Alden, Minn.
36	Jon Naujokas	HB	5-11	183	19	Soph.	Phys. Ed.	Bird Island, Minn.
38	Darwin Gonnerman	HB	5-10	186	19	Soph.	Pre-Vet.	Adrian, Minn.
44	Ted Reichman*	FB	5-9	184	20	Sr.	Pharmacy	Villard, Minn.
45	Gary Hyde (c-c)**	FB	6-1	208	20	Sr.	Phys. Ed.	Castlewood
46	Clayton Sonnenschein*	FB	6-0	183	20	Jr.	Economics	Pierre (Riggs)
48	Larry Fortuna	FB	6-0	199	19	Soph.	Zoology	Gregory
54	John Grein	C	5-11	187	19	Soph.	Mathematics	Lakefield, Minn.
55	Dave Porter (c-c)*	C	6-0	200	23	Sr.	History	Gallipolis, Ohio (Gallia Academy H. S.)
56	Bob Nelson**	C	6-2	214	21	Sr.	Ag. Operations	Volga
58	Gene Vostad*	C	6-2	214	20	Jr.	Undecided	Volga
60	Tom Kreger	G	5-11	195	19	Soph.	Phys. Ed.	Clear Lake
61	Ken Vahle	G	6-0	196	19	Soph.	Animal Sci.	Stanton, Neb.
64	John McNitt	G	6-0	187	20	Soph.	Undecided	Sioux Falls (Washington)
65	Bryan Peeke	G	6-1	186	21	Jr.	Phys. Ed.	Volga
66	Dick Horak	G	5-11	197	19	Soph.	Civil Eng.	Worthington, Minn.
68	John Hobert†	G	6-1	197	20	Jr.	Agriculture	Charles City, Iowa
69	Duane Barnes	G	6-2	215	19	Soph.	Eng. Physics	Estelline
70	Tony Lorenz	T	6-1	200	19	Soph.	Indust. Arts	Lemmon
74	Ray Macri	T	6-0	207	20	Jr.	Economics	Chicago (Mendel)
75	Tom Rockers	T	6-4	198	19	Soph.	Phys. Ed.	Austin, Minn. (Pacelli)
76	Greg Gimbel	T	5-10	218	19	Soph.	Phys. Ed.	Menno
77	Ron Larsen*	T	6-3	209	20	Jr.	Biology	Webster
78	Wayne Onken*	T	6-2	228	19	Jr.	Animal Sci.	Slayton, Minn.
79	Tom Hamlin*	T	6-2	228	20	Jr.	Mathematics	High more
80	Terry Sorensen**	SE	6-1	175	21	Sr.	Pharmacy	Tyler, Minn.
84	Dave Chilman	E	6-1	175	19	Soph.	Phys. Ed.	Chamberlain
85	Flash Helm	SE	5-11	185	19	Soph.	For. Lang.	Hayfield, Minn.
86	Mike Gilbertson*	E	6-0	188	20	Jr.	Phys. Ed.	Gary
88	Rick Dietz	SE	6-1	189	19	Soph.	Phys. Ed.	Hawarden, Ia. (West Sioux)
89	Mike Buss**	E	6-3	208	21	Sr.	Psychology	Sioux City (Leeds)

\*Denotes letters earned. †Junior College graduate.  
(c-c): Co-captains.

Team Managers: John Post, Jr., Tyndall  
Al Wentzy, Soph., Brookings

## PRONUNCIATION GUIDE

Coach Ginn	G as in Gun	Fortuna	For-TUNA	Naujokas	Nah-OH-kiss
Coach Eischens	EYE-shuns	Grein	Grine	Onken	ON-kin
Coach Huether	HEAT-er	Hoeg	HO-ge	Reichmann	RIKE-man
Bozied	Bo-ZAYED	Kreger	KREE-ger	Sonnenschein	SON-in-shine
Buss	Bus	Lorenz	Lor-ENZ	Vahle	Valley
Chicoine	CHEE-qwon	Macik	MAH-sic	Vostad	VAW-sted
Dietz	Deetz	Macri	MAC-ree		

## LETTERMEN RETURNING—15

Ends—Mike Buss (2), Terry Sorensen (2), Mike Gilbertson (1). Tackles—Wayne Onken (1), Tom Hamlin (1), Ron Larsen (1). Centers—Bob Nelson (2), Gene Vostad (1), Dave Porter (1). Quarterback—Pat Durkin (2). Fullbacks—Gary Hyde (2), Ted Reichmann (1), Clayton Sonnenschein (1). Halfbacks—Jim Macik (1) Jeff Chicoine (1).

## LETTERMEN LOST—16

Ends—Ed Maras (3), John Riedly (3), Jack Rohrs (1). Tackle—Vic Pepka (3). Guards—Dale Wittler (2), Mike Roach (1), Mick Hurlburt (3). Centers—Tom Loquai (3), Howard Hesby (1). Quarterbacks—Ron Meyer (3), Vern Schoolmeester (1).\* Halgacks—LeRoy Benson (3), Reed Sanderson (3), Dave Glasrud (3), Mike Koltun (1).†

\*did not report

†scholastically ineligible

## "MELTING POT" DESCRIBES JACKRABBIT PLAYERS

"Melting Pot of the World" is a well-known description of the United States, but South Dakota State's 1966 football team has its own little "melting pot"—the diverse family occupations and major fields of college study of the players.

An occupational breakdown of the 40 squad members' parents shows 33 fathers in 19 different job areas. Going a step farther, seven players' mothers hold six different types of jobs outside the home. The remaining 33 are housewives.

Farming, obviously, is the most common of the fathers' occupations—13 are farmers and one is a rancher. Three fathers are custodians, the next most common occupation, followed by two county highway employees. The remaining 14 fathers each is in a different field, ranging from a heavy equipment operator to a minister.

Mothers working outside the home include two waitresses, a bank teller, bank cashier, registered nurse, cook, and drug store cashier.

A sign of the changing times is a comparison of parental occupations and players' major fields of study at State. Twelve are in physical education, leading to careers in coaching and teaching. Others are in such fields as engineering, economics, psychology, pharmacy, animal science and many others. The 40 team members are studying in a total of 20 different fields.

## Coughlin-Alumni Stadium Has Outstanding Press Box Facilities

Coughlin-Alumni Stadium's Press Box is "home" for up to 50 newsmen, photographers, coaches, scouts, statisticians and halftime free-coffee-and-hot dog gourmets at South Dakota State's home football games. Constructed along with the 10,500-seat stadium in 1962, the \$23,000 facility is 100 feet long and 10 feet deep. It has six three-man booths and four two-man booths, plus a 40-foot working area with a capacity for 24 persons. State University was the only college in the nation in 1964 to earn the "Press Box Merit Award" from the Football Writers Association of America for providing "outstanding press box working facilities."



# RECORD AGAINST 1966 OPPONENTS

## MONTANA STATE

	SDS	MS
1956	14	33
1957	6	13
58	6	23
59	0	27
1960	20	14
1961	12	17
1962	10	14
1963	9	6
1964	14	46
1965	0	22
	91	215

W-2; L-8; T-0

## U. OF MINNESOTA (DULUTH)

(first meeting)

## COLORADO STATE U.

	SDS	CSU
1965	20	52

W-0; L-1; T-0

## N. D. STATE U.

	SDS	NDSU
1903	0	85
1908	11	5
1909	5	11
1910	6	3
1911	14	3
1913	7	6
1915	21	0
1917	21	14
1919	0	0
1920	27	7
1921	54	0
1922	13	0
1923	13	14
1924	14	0
1925	3	3
1926	21	0
1927	34	0
1928	27	6
1929	0	0
1930	0	24
1931	7	0
1932	6	12
1933	13	7
1934	38	0
35	6	7
6	0	7
7	13	6
938	6	13
1939	6	0
1940	7	0
1941	0	25
1942	14	0
1946	0	6
1947	7	0
1948	7	6
1949	33	13
1950	60	0
1951	7	7
1952	14	48
1953	32	14
1954	50	13
1955	33	7
1956	9	26
1957	32	14
1958	20	33
1959	6	8
1960	14	14
1961	41	12
1962	17	6
1963	40	25
1964	13	20
1965	13	41
	855	571

W-31; L-16; T-5

## MORNINGSIDE

	SDS	MORN.
1922	48	0
1923	24	26
1924	34	0

1926	21	6
1927	44	7
1928	13	7
1929	38	0
1930	0	13
1931	20	0
1932	26	6
1933	21	6
1934	7	13
1935	12	6
1936	0	13
1937	0	7
1938	14	13
1939	34	13
1940	6	6
1941	3	0
1942	3	0
1946	0	0
1947	13	0
1948	13	18
1949	27	20
1950	31	7
1951	28	26
1952	39	25
1953	31	29
1954	34	39
1955	21	21
1956	28	13
1957	7	7
1958	26	6
1959	32	34
1960	22	0
1961	56	0
1962	41	7
1963	28	22
1964	32	21
1965	20	25
	897	462

W-27; L-9; T-4

## U. OF NORTH DAKOTA

	SDS	UND
1906	5	4
1907	6	24
1914	14	3
1915	0	0
1916	14	7
1917	13	6
1919	9	7
1920	3	6
1921	27	14
1922	6	16
1923	6	12
1924	7	6
1926	6	0
1928	0	6
1929	6	7
1930	0	21
1931	6	34
1932	0	13
1933	18	2
1934	0	6
1935	6	6
1936	6	33
1938	0	37
1939	14	13
1940	0	6
1941	15	33
1942	8	19
1948	6	31
1949	0	19
1950	21	21
1951	21	12
1952	60	6
1953	13	13
1954	34	20
1955	14	6
1956	14	13
1957	53	21
1958	12	30
1959	6	0
1960	23	27
1961	13	14
1962	26	0
1963	7	6
1964	28	35
1965	7	14
	553	629

W-19; L-22; T-4



## U. OF SOUTH DAKOTA

	SDS	USD
1889	6	6
1900	0	17
1901	0	22
1902	0	10
1904	6	6
1905	0	17
1906	0	22
1910	0	33
1911	6	15
1912	7	73
1914	0	12
1915	0	7
1919	13	6
1920	3	7
1921	9	0
1922	7	7
1923	7	0
1924	10	3
1925	7	0
1926	0	0
1927	12	16
1928	13	0
1929	6	0
1930	13	6
1931	0	10
1932	0	0
1933	0	6
1933	14	0
1934	19	0
1935	2	7
1936	0	6
1937	2	12
1938	0	7
1939	7	21
1940	0	26
1941	0	40
1942	0	7
1946	20	0
1947	7	26
1948	0	33
1949	27	25
1950	54	28
1951	6	26
1952	21	21
1953	25	0
1954	20	19
1955	27	7
1956	14	19
1957	21	13
1958	7	28
1959	12	7
1960	28	7
1961	34	6
1962	24	0
1963	61	0
1964	7	10
1965	30	14

614 716

W-23; L-28; T-6

## ST. COLLEGE OF IOWA

(Formerly ISTC)

	SDS	SCI
1935	13	22
1936	13	0

1937	0	33
1940	2	12
1941	0	21
1942	0	38
1945	7	58
1946	6	6
1948	7	33
1949	14	13
1950	34	13
1951	48	6
1952	34	47
1953	52	19
1954	41	20
1955	34	21
1956	31	27
1957	23	20
1958	13	8
1959	12	14
1960	0	12
1961	36	13
1962	13	13
1963	27	13
1964	14	23
1965	0	41

474 546

W-12; L-12; T-2

## COLO. STATE COLLEGE

	SDS	CSC
1948	27	2
1949	40	13
1959	0	22
1960	15	14
1961	36	13
1962	47	0
1963	54	14

219 78

W-6; L-1; T-0

## AUGUSTANA

	SDS	AUG.
1931	49	0
1946	26	6
1947	33	12
1948	20	6
1949	28	0
1950	20	12
1951	58	7
1952	47	6
1953	55	0
1954	68	0
1955	28	0
1956	20	21
1957	16	0
1958	20	6
1959	0	13
1960	20	21
1961	41	14
1962	28	7
1963	28	8
1964	27	14
1965	14	14

646 167

W-17; L-3; T-1

## 1965 RECORDS OF JACKRABBITS, 1966 FOES

	W	L	T	PCT.	TP	OP
North Dakota State	11	0	0	1.000	383	87
North Dakota U.	9	1	0	.900	248	85
Morningside College	5	4	0	.555	201	160
Colorado State College	4	4	2	.500	170	172
State College of Iowa	4	5	0	.444	160	146
U. of Minnesota (Duluth)	4	5	0	.444	148	187
Colorado State U.	4	6	0	.400	264	264
Montana State U.	3	7	0	.300	241	249
South Dakota U.	2	8	0	.200	61	326
Augustana College	1	6	1	.187	105	170
South Dakota State	1	8	1	.150	111	247

# 1965 SDSU INDIVIDUAL STATISTICS

## TOTAL OFFENSE

	Plays	Yds. Rush	Yds. Pass	Net Gain	Play Ave.
Ron Meyer	317	-119	1132	1013	3.2
Vern Schoolmeester	69	49	230	279	4.0
Jim Nesvold	69	186	12	198	2.8
Gary Hyde	60	192	0	192	3.2
Mike Koltun	34	81	0	81	2.4
Clayton Sonnenschein	33	45	0	45	1.3
Jim Macik	15	30	0	30	2.0
LeRoy Benson	18	29	0	29	1.6
Reed Sanderson	8	11	0	11	1.4
Ed Maras	1	7	0	7	7.0
Pat Durkin	4	4	0	4	1.0
Dave Glasrud	5	-6	0	-6	

## KICKOFF RETURNS

	No.	Yds.	Ave.	TD	Long
Vern Schoolmeester	14	309	22.0	0	28
Reed Sanderson	13	251	19.3	0	52
Mike Koltun	3	63	21.0	0	24
Jim Macik	3	54	18.0	0	31
Gary Hyde	2	40	20.0	0	26
Clayton Sonnenschein	2	33	16.5	0	20
Dave Glasrud	1	20	20.0	0	20
Jack Rohrs	2	17	8.5	0	10
LeRoy Benson	1	15	15.0	0	15
Jim Nesvold	1	7	7.0	0	7
Ed Maras	1	7	7.0	0	7

## SCORING

	TD	Conversion Made			Conversion Att.			FG	Total
		Kick	Run	Catch	Kick	Run	Pass		
Ed Maras	4	0	0	0	0	0	0	0-0	24
Mike Koltun	3	0	0	0	0	0	0	0-0	18
Bob Nelson	0	12	0	0	14	0	0	1-3	15
Gary Hyde	2	0	0	0	0	0	0	0-0	12
Reed Sanderson	2	0	0	0	0	0	0	0-0	12
Jim Nesvold	1	0	0	0	0	0	0	0-0	6
Jim Macik	1	0	0	0	0	0	0	0-0	6
Vern Schoolmeester	1	0	0	0	0	0	1	0-0	6
Ron Meyer	1	0	0	0	0	0	0	0-0	6
Jack Rohrs	1	0	0	0	0	0	0	0-0	6
*Team	0	0	0	0	0	1	0	0-0	0

\*resulted from high center pass—attempt by Nelson

## RUSHING

	No.	YG	YL	Net	Ave.	Long
Gary Hyde	60	212	20	192	3.2	14
Jim Nesvold	68	197	11	186	2.7	13
Mike Koltun	34	98	17	81	2.4	15
Vern Schoolmeester	12	106	57	49	4.0	83
Clayton Sonnenschein	33	68	23	45	1.3	9
Jim Macik	15	37	7	30	2.0	10
LeRoy Benson	18	34	5	29	1.6	6
Reed Sanderson	8	17	6	11	1.4	5
Ed Maras	1	7	0	7	7.0	7
Pat Durkin	1	4	0	4	4.0	4
Dave Glasrud	3	0	6	-6		0
Ron Meyer	63	116	235	-119		14

## PASSING

	Att.	Comp.	Int.	Yds.	TD	Long
Ron Meyer	254	114	13	1132	6	41
Vern Schoolmeester	57	19	5	230	1	46
Jim Nesvold	1	1	0	12	0	12
Pat Durkin	3	0	0	0	0	0
Dave Glasrud	2	0	0	0	0	0

## RECEIVING

	No.	Yds.	TD	Long
Jack Rohrs	37	267	1	20
Ed Maras	34	341	3	38
Mike Koltun	31	408	2	46
Reed Sanderson	10	152	0	41
C. Sonnenschein	7	49	0	18
Gary Hyde	4	37	0	17
LeRoy Benson	3	26	0	15
Dave Glasrud	2	31	0	25
Mike Gilbertson	2	24	0	17
Jim Macik	2	23	1	20
Terry Sorensen	1	9	0	9
Mike Buss	1	7	0	7

## INTERCEPTION RETURNS

	No.	Yds.	Long
Gene Vostad	3	37	20
Terry Sorensen	2	37	26
Mike Buss	2	7	6
Vern Schoolmeester	2	1	1
Jeff Chicoine	2	0	0
Ed Maras	1	15	15

## PUNTING

	No.	Yds.	Ave.	Long
Dave Glasrud	70	2527	36.1	63

## PUNT RETURNS

	No.	Yds.	Ave.	Long
Vern Schoolmeester .....	17	153	9.0	40
Terry Sorensen .....	6	49	8.1	22
Reed Sanderson .....	2	6	3.0	5
Tom Loquai* .....	1	5	5.0	5
Dave Porter .....	1	0		0

\* Blk. F.G. vs. Mont. St.

## 1965 SDSU TEAM STATISTICS

### FIRST DOWNS

	SDS	Opp.
Rushing .....	42	115
Passing .....	66	55
Penalty .....	9	9
<b>Total</b> .....	<b>117</b>	<b>179</b>

### RUSHING

	SDS	Opp.
Times rushed .....	316	534
Yards gained .....	896	2,513
Yards lost .....	387	222
NET GAIN .....	509	2,291
Gain per try .....	1.6	4.3
Ave. per game .....	50.9	229.1
Longest run .....	83TD	80TD

### PASSING

	SDS	Opp.
Attempted .....	317	179
Completed .....	134	83
Had intercepted .....	18	12
NET GAIN .....	1,374	1,146
Completion pct. ....	1,422	1,463
Gain per attempt .....	4.3	6.4
Ave. per completion .....	10.3	13.8
Ave. per game .....	137.4	114.6
Longest pass .....	46	57TD

### TOTAL OFFENSE

	SDS	Opp.
Plays (run, pass) ....	633	713
NET GAIN .....	1,883	3,437
Ave. per play .....	2.9	4.8
Ave. per game .....	188.3	343.7

### INTERCEPTIONS RETURNED

	SDS	Opp.
No. interceptions .....	12	18
Yards returned .....	97	194
Ave. per return .....	8.0	10.8
Longest return .....	26	36

### FUMBLES

	SDS	Opp.
Times fumbled .....	28	28
Fumbles lost .....	15	17

### PENALTIES

	SDS	Opp.
No. penalties .....	27	54
Yards penalized .....	272	508

### PUNTING

	SDS	Opp.
No. of punts .....	70	51
Yards punted .....	2,527	1,678
Had blocked .....	0	0
Ave. per punt .....	36.1	32.9
Longest punt .....	63	69

### PUNT RETURNS

	SDS	Opp.
No. returned .....	27	23
Yards returned .....	213	126
Ave. per return .....	8.8	5.4
Longest return .....	40	23

### KICKOFF RETURNS

	SDS	Opp.
No. returned .....	43	23
Yards returned .....	816	480
Ave. per return .....	18.9	20.8
Longest return .....	52	42

### SCORING

	SDS	Opp.
Touchdowns .....	16	35
by rushing .....	8	23
by passing .....	7	9
by intercept. return .....	0	2
by fumble return .....	1	1
Conversions .....	12-16	27-35
by kicking .....	12-14	26-31
by passing .....	0-1	0-0
by running .....	0-1	1-4
Field goals .....	1-3	3-8
Safeties .....	0	0

### SCORING BY QUARTERS

	1	2	3	4
SDS .....	28	30	32	21
Opp. ....	51	72	28	96

## STATE'S THOUSAND YARD CLUB (1,000 Yards or Better Total Offense in a Season)

Player	Year	Plays	Yards Rushing	Yards Passing	Total Offense
Ron Meyer, QB .....	1964	297	-181	1385	1204
Dean Koster, QB .....	1961	159	28	1147	1175
Warren Williamson, HB	1950	151	1014	89	1103
Jerry Welch, QB .....	1954	171	625	478	1103
Ron Meyer, QB .....	1963	165	-14	1091	1077
Pete Retzlaff, FB .....	1951	142	1016	0	1016
Ron Meyer, QB .....	1965	317	-119	1132	1013
Pete Retzlaff, FB .....	1952	137	1008	0	1008

# 1965 NCC INDIVIDUAL LEADERS

## PASSING

	G	Att.	*Comp.	Int.	Pct.	Yds.	TD
Corey Colehour, UND .....	6	172	88	5	.512	1212	8
<b>Ron Meyer, SDS .....</b>	<b>6</b>	<b>180</b>	<b>86</b>	<b>6</b>	<b>.478</b>	<b>846</b>	<b>6</b>
Gary Sandbo, Aug. ....	6	165	66	10	.400	936	9
Herb Larsen, Mor. ....	6	86	29	12	.337	349	1
Terry Hanson, NDS .....	6	52	28	7	.538	413	5
Dick Olin, SCI .....	6	69	26	7	.377	483	5
Jim Carlson, NDS .....	6	32	20	0	.625	277	2
Rich Myers, USD .....	6	46	18	2	.391	190	2
Don Schuldt, Mor. ....	6	36	14	4	.389	185	2
Jim Nixon, USD .....	6	47	11	7	.234	113	0

## RUSHING

	G	No.	*Yds.	Ave.
Randy Schultz, SCI ..	6	134	593	4.4
Ken Rota, NDS .....	6	102	474	4.6
Vance Conner, NDS ..	6	87	352	4.0
Ron Bergh, UND .....	6	93	327	3.5
Gary Sandbo, Aug. ...	6	81	227	2.8
Ken Kuchel, Mor. ...	6	44	215	4.9
Rich Mische, NDS ...	6	64	215	3.3
Steve Ohl, Mor. ....	6	59	187	3.2
Denny Turnure, Mor. .	6	56	188	3.3
Jerry Quaderer, UND .	6	45	180	4.0

## TOTAL OFFENSE

	G	Plays	*Yds.	Ave.
Gary Sandbo, Aug. .	6	246	1163	4.7
C. Colehour, UND .	6	195	1147	5.9
<b>Ron Meyer, SDS .....</b>	<b>6</b>	<b>224</b>	<b>752</b>	<b>3.3</b>
Dick Olin, SCI .....	6	112	558	4.9
Ken Rota, NDS .....	6	108	519	4.8
Randy Schultz, SCI .	6	134	493	3.6
Terry Hanson, NDS .	6	67	366	5.4
Herb Larsen, Mor. .	6	98	357	3.6
Vance Conner, NDS .	6	88	352	4.0
Ron Bergh, UND .....	6	93	327	3.5

## KICKOFF RETURNS

	G	No.	*Yds.
Jim O'Hern, Mor. ....	6	13	341
<b>V. Schoolmeester, SDS ..</b>	<b>6</b>	<b>12</b>	<b>275</b>
Maurice Boeding, USD ..	6	9	250
Deley Morgan, USD .....	6	12	195
Dean Libra, Aug. ....	6	9	180
Mike Belmont, NDS .....	6	7	136
Jerry Quaderer, UND .....	6	6	136
Dave Matthews, SCI .....	6	6	113
Terry Fox, SCI .....	6	7	98
Terry Hinz, Aug. ....	6	5	98

## PUNT RETURNS

	G	No.	*Yds.
Lowell Linderman, NDS .	6	15	135
Ron Bergh, UND .....	6	9	90
Dan Loose, NDS .....	6	6	74
Jim O'Hern, Mor. ....	6	4	67
Randy Schultz, SCI .....	6	8	66
Terry Fox, SCI .....	6	3	55
<b>V. Schoolmeester, SDS ..</b>	<b>6</b>	<b>11</b>	<b>51</b>
<b>Terry Sorensen, SDS .....</b>	<b>6</b>	<b>6</b>	<b>49</b>
Glen Gustafson, UND .....	6	6	43
Mark Osthus, Aug. ....	6	3	43

## RECEIVING

	G	*No.	Yds.	TD
Jack Rohrs, SDS .....	6	28	199	1
Ed Maras, SDS .....	6	24	224	3
Dave Lince, UND .....	6	23	260	2
<b>Mike Koltun, SDS .....</b>	<b>6</b>	<b>21</b>	<b>282</b>	<b>2</b>
K. Hoogensen, Mor. .	6	21	248	2
L. Linderman, NDS .....	6	19	293	4
Mike Ratzloff, Aug. .	6	18	235	4
W. Schwab, Aug. ....	6	17	256	2
Don Green, UND .....	6	16	216	1
Ken Rota, NDS .....	6	15	186	1
Don Wright, UND .....	6	15	262	3

## SCORING

	G	PAT			
		TD	2-1	FG	*TP
Ken Rota, NDS .....	6	8	0-0	0	48
Randy Schultz, SCI ..	6	8	0-0	0	48
Errol Mann, UND .....	6	0	0-14	5	29
Mike Ratzloff, Aug. .	6	4	1-0	0	26
Vance Conner, NDS ..	6	4	0-0	0	24
L. Linderman, NDS ..	6	4	0-0	0	24
<b>Ed Maras, SDS .....</b>	<b>6</b>	<b>4</b>	<b>0-0</b>	<b>0</b>	<b>24</b>
Mike Ahneman, NDS .	6	0	0-22	0	22

8 players tied, 18 points each

## PUNTING

(10 or more punts)

	G	No.	Yds.	*Ave.
John Conrad, UND .....	6	35	1266	36.2
<b>Dave Glasrud, SDS .....</b>	<b>6</b>	<b>44</b>	<b>1590</b>	<b>36.1</b>
J. Matanich, NDS .....	6	27	973	36.0
D. Turnure, Mor. ....	6	18	605	33.6
S. Wedgbury, SCI .....	6	28	932	33.3
Gary Baack, Aug. ....	6	25	799	31.9
Ron Resler, USD .....	6	30	936	31.2

\*decides leadership

# 1965 NCC TEAM STATISTICS

## PASSING

	G	Att.	Comp.	Pct.	Yds.	TD	*Ave.
UND .....	6	179	91	.508	1254	8	209.0
Aug. ....	6	175	71	.406	1034	10	172.3
<b>SDS .....</b>	<b>6</b>	<b>209</b>	<b>92</b>	<b>.440</b>	<b>916</b>	<b>6</b>	<b>152.7</b>
NDS .....	6	100	57	.570	847	9	141.2
SCI .....	6	83	33	.398	567	5	94.5
Mor. ....	6	126	43	.341	534	3	89.0
USD .....	6	125	39	.312	417	2	69.5

## TOTAL OFFENSE

	G	Plays	Yds.	*Ave.
NDS	6	450	2171	361.8
UND	6	417	1937	322.8
Aug.	6	429	1746	291.0
SCI	6	384	1570	261.7
Mor.	6	386	1466	244.3
SDS	6	406	1154	192.3
USD	6	303	723	120.5

## TOTAL DEFENSE

	G	Plays	Yds.	*Ave.
NDS	6	355	688	114.7
UND	6	397	1256	209.3
SCI	6	369	1284	214.0
Mor.	6	366	1480	246.7
Aug.	6	390	1893	315.5
SDS	6	418	1990	331.7
USD	6	490	2176	362.7

## RUSHING

	G	Plays	Yds.	*Ave.
NDS	6	350	1324	220.7
SCI	6	301	1003	167.2
Mor.	6	270	932	155.3
Aug.	6	254	712	118.7
UND	6	238	683	113.8
USD	6	178	306	51.0
SDS	6	197	238	39.7

## SCORING

	G	TD	PAT			TP	*Ave.
			(2-1)	FG	S		
NDS	6	32	1-22	0	3	222	37.0
UND	6	19	0-14	5	0	143	23.8
SCI	6	19	0-16	0	0	130	21.7
Mor.	6	16	1-10	0	0	108	18.0
Aug.	6	15	1-13	0	0	105	17.5
SDS	6	12	0-9	1	0	84	14.0
USD	6	4	1-3	0	0	29	4.8

## RUSHING DEFENSE

	G	Plays	Yds.	*Ave.
NDS	6	175	96	16.0
UND	6	229	393	65.5
SCI	6	235	609	101.5
Mor.	6	240	687	114.5
Aug.	6	256	892	148.7
USD	6	329	1149	191.5
SDS	6	324	1372	228.7

## PASS DEFENSE

	G	Att.-Comp.	Yds.	*Ave.
NDS	6	180-60	592	98.7
SDS	6	94-41	618	103.0
SCI	6	134-52	675	112.5
Mor.	6	126-60	793	132.2
UND	6	168-66	863	143.8
Aug.	6	134-67	1001	166.8
USD	6	161-80	1027	171.2

\*decides leadership

## 1965 NCC ALL-CONFERENCE TEAM

### OFFENSIVE TEAM:

Ends: LOWELL LINDERMAN, NDS; Butch Lince, UND  
 Tackles: Merle Masonholder, SCI; Gary Benson, NDS  
 Guards: RAY PEDERSEN, SCI; Roger Nash, MOR  
 Center: Ralph Soltis, UND  
 Quarterback: COREY COLEHOUR, UND  
 Halfbacks: KEN ROTA, NDS; Randy Schultz, SCI  
 Fullback: Rich Mische, NDS  
 Most Valuable—Lineman: Lince; Back: Schultz

### DEFENSIVE TEAM:

Ends: Steve Irgens, NDS; Dale Henningsen, MOR  
 Tackles: Dwayne Crozier, MOR; Walt Odegaard, NDS  
 Middle Guard: Gene Gebhards, NDS  
 Linebackers: ROGER BONK, UND; Loren Buser, SCI; Ardell Wiegandt, NDS  
 Deep Backs: Ron Hanson, NDS; Stan Wright, UND; JOHN McNALLY, UND

(Names capitalized indicate 1966 returnees)

## FINAL 1965 NCC STANDINGS

Team	W	L	T	Pct.	Pts.	Opp. Off. Def.		
						Pts.	Rk*	Rk*
North Dakota State	6	0	0	1.000	222	38	1	1
North Dakota	5	1	0	.833	143	47	2	2
State College of Iowa	4	2	0	.667	130	82	4	3
Morningside	3	3	0	.500	108	120	5	4
Augustana	1	4	1	.250	105	131	3	5
South Dakota State	1	4	1	.250	84	149	6	6
South Dakota	0	6	0	.000	29	254	7	7

\*Based on position in total offense, total defense.

# NORTH CENTRAL CONFERENCE

School	Enrollment*	Location	Population
South Dakota State University	5,000	Brookings, S. D.	11,400
Augustana College	1,800	Sioux Falls, S. D.	65,466
University of South Dakota	4,600	Vermillion, S. D.	6,102
North Dakota State University	5,000	Fargo, N. D.	48,500
University of North Dakota	6,800	Grand Forks, N. D.	36,000
State College of Iowa	7,100	Cedar Falls, Iowa	21,195
Morningside College	1,400	Sioux City, Iowa	89,159

\*Estimated

## NCC RECORDS

### TEAM

- Scoring:** Best game ave. season—41.2 pts., SDS, 1954.
- Total Offense:** Best game ave. season—421.2 yds., SDS, 1961.
- Rushing:** Highest game ave. season—358.7 yds., SDS, 1951.
- Passing:** Best game ave. season—217.2 yds., SCI, 1954.
- Total Defense:** Smallest ave. yield season—114.7 yds., NDSU, 1965.
- Rushing Defense:** Smallest ave. yield season—16 yds., NDSU, 1965.
- Passing Defense:** Smallest ave. yield season—26.8 yds., NDSU, 1953.
- Victories:** Most for season—6, USD, 1951; SCI, 1960; SDS, 1963; NDSU, 1965 (all 6-0-0).

### INDIVIDUAL

- Scoring:** Most points season—72, Warren Williamson, SDS, 1950.
- Total Offense:** Most yds. season—1,254, Ralph Capitani, SCI, 1953.
- Rushing:** Most net yds. game—253, Randy Schultz, SCI vs. SDS, 1963.  
Most net yds. season—757, Dan Boals, SCI, 1962.
- Passing:** Most net yds. season—1,212, Corey Colehour, UND, 1965 (compl. 88 of 182).  
Most completions season—88, Corey Colehour, UND, 1965 (1,212 yds.)
- Receiving:** Most yds. gained season—677, Ken Hoogensen, Mor., 1964.  
Most catches season—44, Ken Hoogensen, Mor., 1964.
- Kicking:** Best ave. season (over 10 kicks)—43.6 yds., Wayne Ailts, USD, 1956.
- Kickoff Returns:** Most yds. season, 367, Reed Sanderson, SDS, 1964 (17 runbacks).
- Punt Returns:** Most yds. season, 248, Gary Boner, SDS, 1962 (17 returns).
- Cumulative Punt, Kickoff Returns:** Most yds. season, 442, Reed Sanderson, SDS, 1964 (27 returns—10 punts, 75 yds., 17 kickoffs, 367 yds.).

## BOX SCORE ON NCC GRID TITLES

Team	Won	Tie	Last Title
<b>SOUTH DAKOTA STATE</b>	<b>9</b>	<b>5</b>	<b>1963</b>
North Dakota	8	2	1964
State College of Iowa	6	6	1964
North Dakota State	3	2	1965
Morningside	2	1	1956
South Dakota	2	3	1951
Augustana	1	1	1959
*Creighton	0	2	1927

\*No longer member of conference.

# NCC FOOTBALL CHAMPIONSHIPS

1922—South Dakota State	1946—Iowa State Teachers
1923—Morningside	1947—Iowa State Teachers and South Dakota U.
1924—South Dakota State	1948—Iowa State Teachers
1925—Creighton and North Dakota State	1949—South Dakota State and Iowa State Teachers
1926—South Dakota State	1950—South Dakota State
1927—Creighton and South Dakota U.	1951—South Dakota U.
1928—North Dakota U.	1952—Iowa State Teachers
1929—North Dakota U.	1953—South Dakota State
1930—North Dakota U.	1954—South Dakota State and Morningside
1931—North Dakota U.	1955—South Dakota State
1932—North Dakota State	1956—Morningside
1933—South Dakota State	1957—South Dakota State
1934—North Dakota U.	1958—North Dakota U.
1935—North Dakota State	1959—Augustana
1936—North Dakota U.	1960—Iowa State Teachers (now State College of Iowa)
1937—North Dakota U.	1961—South Dakota State and State College of Iowa
1938—South Dakota U.	1962—South Dakota State and State College of Iowa
1939—South Dakota State, South Dakota U., North Dakota U.	1963—South Dakota State
1940—Iowa State Teachers	1964—State College of Iowa, North Dakota, North Dakota State
1941—Iowa State Teachers	1965—North Dakota State
1942—Iowa State Teachers and Augustana	
1943-45—no conference competition	

## HOBO DAY RESULTS

(Won 32; Lost 15; Tied 5)

SDS	Opponents	
1912—	6 Yankton	3
1913—	36 School of Mines	0
1914—	14 North Dakota	3
1915—	0 South Dakota	7
1916—	14 North Dakota	7
1917—	21 N. D. State	14
1918—	No Game — WW I	
1919—	9 North Dakota	7
1920—	14 Hamline	0
1921—	27 North Dakota	14
1922—	7 South Dakota	7 tie
1923—	27 Creighton	20
1924—	10 South Dakota	3
1925—	0 Creighton	19
1926—	0 South Dakota	0 tie
1927—	44 Morningside	7
1928—	13 South Dakota	0
1929—	6 North Dakota	7
1930—	13 South Dakota	6
1931—	6 North Dakota	34
1932—	0 South Dakota	0 tie
1933—	18 North Dakota	2
1934—	19 South Dakota	0
1935—	6 North Dakota	6 tie
1936—	0 South Dakota	6
1937—	20 Wichita	6
1938—	0 South Dakota	7
1939—	14 North Dakota	13
1940—	0 South Dakota	26
1941—	15 North Dakota	33
1942—	0 South Dakota	7
1943—	(Two Army Special Training Teams played 6-6 tie)	
1944—	6 SDS ERC (Army)	0
1945—	25 Hamline	0
1946—	26 Augustana	6
1947—	7 South Dakota	26
1948—	20 Augustana	6
1949—	27 South Dakota	25
1950—	21 North Dakota	21 tie
1951—	6 South Dakota	26
1952—	60 North Dakota	6
1953—	13 St. John's (Minn.)	26
1954—	34 North Dakota	20
1955—	27 South Dakota	7
1956—	14 North Dakota	13
1957—	21 South Dakota	13
1958—	12 North Dakota	30
1959—	12 South Dakota	7
1960—	23 North Dakota	27
1961—	34 South Dakota	6
1962—	26 North Dakota	0
1963—	61 South Dakota	0
1964—	28 North Dakota	35
1965—	30 South Dakota	14
Scoring totals —		
SDS 892; Opp. 578		

# SOUTH DAKOTA STATE FOOTBALL HISTORY

## FULL SEASON RECORD

## NCC RECORD

Year	W-L-T	Pct.	TP	OP	W-L-T	TP	OP	Place	Coach
1889	0-0-1	.500	6	6	No Conference	Play	.....	Unavailable	
1897	0-1-0	.000	0	22	No Conference	Play	.....	Unavailable	
1898	1-1-1	.500	68	11	No Conference	Play	.....	Unavailable	
1899	3-1-0	.750	90	62	No Conference	Play	.....	Unavailable	
1900	4-1-0	.800	128	23	No Conference	Play	.....	Unavailable	
1901	3-2-0	.600	102	44	No Conference	Play	.....	Mr. Morrison	
1902	3-2-0	.600	67	21	No Conference	Play	.....	L. L. Gilkey	
1903	1-2-0	.333	28	95	No Conference	Play	.....	Unavailable	
1904	4-2-1	.643	90	27	No Conference	Play	.....	J. Harris Werner	
1905	2-3-0	.400	74	122	No Conference	Play	.....	Wm. M. Blaine	
1906	3-1-0	.750	52	34	No Conference	Play	.....	Wm. Juneau	
1907	5-2-0	.714	108	42	No Conference	Play	.....	Wm. Juneau	
1908	3-3-1	.500	56	61	No Conference	Play	.....	Wm. Juneau	
1909	1-3-0	.250	61	28	No Conference	Play	.....	J. M. Saunderson	
1910	4-2-2	.625	76	64	No Conference	Play	.....	J. M. Saunderson	
1911	4-4-0	.500	60	89	No Conference	Play	.....	Frederick Johnson	
1912	2-3-1	.417	46	136	No Conference	Play	....	Harry "Buck" Ewing	
1913	5-3-0	.625	147	82	No Conference	Play	....	Harry "Buck" Ewing	
1914	5-2-0	.714	93	60	No Conference	Play	....	Harry "Buck" Ewing	
1915	5-1-1	.786	163	7	No Conference	Play	....	Harry "Buck" Ewing	
1916	4-2-0	.667	100	76	No Conference	Play	....	Harry "Buck" Ewing	
1917	5-1-0	.833	149	84	No Conference	Play	....	Harry "Buck" Ewing	
1918	No Games—World War I								
1919	4-1-1	.750	78	20	No Conference	Play	.....	C. A. "Jack" West	
1920	4-2-1	.643	66	27	No Conference	Play	.....	C. A. "Jack" West	
1921	7-1-0	.875	255	38	No Conference	Play	.....	C. A. "Jack" West	
1922	5-2-1	.688	202	57	4-1-1	111	37 1	.....	C. A. "Jack" West
1923	3-4-0	.429	121	85	2-3-0	78	51 4	.....	C. A. "Jack" West
1924	6-1-0	.857	91	28	5-0-0	75	16 1	.....	C. A. "Jack" West
1925	2-3-2	.400	20	45	1-1-2	13	25 5	.....	C. A. "Jack" West
1926	8-0-3	.864	157	24	3-0-2	56	14 1	.....	C. A. "Jack" West
1927	5-3-1	.611	189	89	2-2-0	90	36 3	.....	C. A. "Jack" West
1928	9-1-0	.900	230	25	3-1-0	53	19 2	.....	T. C. "Cy" Kasper
1929	5-4-1	.550	237	55	2-1-1	50	7 2	.....	T. C. "Cy" Kasper
1930	2-6-1	.278	48	197	1-3-0	13	64 4	.....	T. C. "Cy" Kasper
1931	6-3-0	.667	194	78	2-2-0	33	44 2	.....	T. C. "Cy" Kasper
1932	2-5-1	.313	70	96	1-2-1	32	31 4	.....	T. C. "Cy" Kasper
1933	6-3-0	.667	118	73	4-0-0	66	15 1	.....	T. C. "Cy" Kasper
1934	6-4-0	.600	189	72	2-2-0	65	19 4	R. H. "Red" Threlfall	
1935	4-4-1	.500	123	92	1-3-1	39	48 T-3	R. H. "Red" Threlfall	
1936	3-6-1	.350	51	116	1-4-1	19	59 7	R. H. "Red" Threlfall	
1937	4-5-0	.444	102	147	2-3-0	44	58 6	R. H. "Red" Threlfall	
1938	3-5-0	.375	69	109	2-3-0	48	76 4	.....	Jack Barnes
1939	7-2-0	.778	141	95	4-1-0	68	53 T-1	.....	Jack Barnes
1940	4-3-1	.563	78	57	2-3-1	16	50 5	.....	Jack Barnes
1941	2-5-0	.286	32	131	1-5-0	18	131 7	.....	Thurlo McCrady
1942	4-4-0	.500	65	92	3-3-0	45	64 4	.....	Thurlo McCrady
1943	No Games—World War II								
1944	1-1-0	.500	13	27	No Conference	Play	.....	Thurlo McCrady	
1945	1-4-1	.250	51	144	No Conference	Play	.....	Thurlo McCrady	
1946	3-3-2	.500	131	76	2-1-2	52	18 3	.....	Thurlo McCrady
1947	4-5-0	.444	123	211	3-1-0	60	38 3	.....	Ralph Ginn
1948	4-6-0	.400	107	203	2-4-0	53	127 T-4	.....	Ralph Ginn
1949	7-3-0	.700	183	175	5-1-0	129	90 T-1	.....	Ralph Ginn
1950	9-0-1	.950	381	116	5-0-1	220	81 1	.....	Ralph Ginn
1951	8-1-1	.850	311	105	4-1-1	168	84 2	.....	Ralph Ginn
1952	4-4-1	.500	287	230	3-2-1	215	153 T-3	.....	Ralph Ginn
1953	5-3-1	.611	247	186	5-0-1	208	75 1	.....	Ralph Ginn
1954	7-2-0	.778	338	151	5-1-0	247	111 T-1	.....	Ralph Ginn
1955	6-2-1	.813	197	114	5-0-1	157	62 1	.....	Ralph Ginn
1956	4-5-0	.444	137	212	3-3-0	116	119 T-4	.....	Ralph Ginn
1957	6-2-1	.722	185	119	5-0-1	152	75 1	.....	Ralph Ginn
1958	4-5-0	.444	123	158	3-3-0	98	111 T-3	.....	Ralph Ginn
1959	2-7-0	.222	80	153	2-4-0	68	76 6	.....	Ralph Ginn
1960	5-4-1	.550	170	135	2-3-1	107	81 T-4	.....	Ralph Ginn
1961	8-2-0	.800	376	97	5-1-0	221	59 T-1	.....	Ralph Ginn
1962	7-2-1	.750	238	70	5-0-1	149	33 T-1	.....	Ralph Ginn
1963	9-1-0	.900	278	166	6-0-0	191	74 1	.....	Ralph Ginn
1964	2-8-0	.200	170	243	2-4-0	121	123 T-4	.....	Ralph Ginn
1965	1-8-1	.150	111	247	1-4-1	84	149 T-5	.....	Ralph Ginn
Totals:	285-197-35	.585	8927	6382	121-76-21	3848	2656		



# SDSU FOOTBALL RECORDS

## RUSHING—Individual

Most times carried 1 game—30 by Joe Thorne vs State College of Iowa, 1961  
Most times carried 1 season—174 by Joe Thorne, 1961  
Most yards net gain 1 game—200 by Joe Thorne vs Morningside, 1961  
Most yards net gain 1 season—1016 by Pete Retzlaff, 1951  
Most yards net gain 2 seasons—2024 by Pete Retzlaff, 1951-52  
Best average for 1 season—112 yards per game by Pete Retzlaff, 1952  
Most times carried career—426 by Joe Thorne, 1959-61  
Most yards net gain career—2156 by Joe Thorne, 1959-61

## RUSHING—Team

Most times carried 1 game—84 vs Augustana, 1952  
Most times carried 1 season—624 in 1951  
Most yards net gain 1 game—532 vs Augustana, 1951  
Most yards net gain 1 season—3685 in 1951  
Fewest net yards 1 game—minus 17 vs Nebraska, 1963  
Fewest net yards season—509 in 1965

## PASSING—Individual

Most passes attempted one game—38 by Ron Meyer vs NDSU and UND, 1965  
Most passes attempted one season—254 by Ron Meyer, 1965  
Most passes attempted career—598 by Ron Meyer, 1963-65  
Most passes completed one game—23 by Ron Meyer vs Arkansas State, 1963  
Most passes completed season—114 (of 254) by Ron Meyer, 1965  
Most passes completed career—290 (of 598) by Ron Meyer, 1963-65  
Most passes had intercepted one game—3 by Herb Bartling vs North Dakota, 1950; Virg Riley vs SCI, 1952; Phil Edwards vs St. John's, 1953; Jerry Welch vs Marquette, 1953; Nig Johnson vs Montana State, 1956; John Meek vs South Dakota, 1958; Ron Meyer vs North Dakota State, 1963; Meyer vs Drake, 1964; Meyer vs North Dakota, 1965  
Most passes had intercepted one season—13 by Ron Meyer, 1965  
Most passes had intercepted career—27 by Ron Meyer, 1963-65  
Most net pass yards one game—289 by Ron Meyer vs Arkansas State, 1963  
Most net pass yards season—1,385 by Ron Meyer, 1964  
Most net pass yards career—3,608 by Ron Meyer, 1963-65  
Most touchdown passes one game—4 by Herb Bartling vs North Dakota State, 1949; Ron Meyer vs North Dakota State, 1963  
Most touchdown passes season—19 by Ron Meyer, 1963  
Most touchdown passes career—41 by Ron Meyer, 1963-65

## PASSING—Team

Most passes attempted one game—44 vs North Dakota State, 1965  
Most passes attempted season—317 in 1965  
Most passes completed one game—23 vs Arkansas State, 1963  
Most passes completed season—134 in 1965  
Most passes had intercepted one game—4 vs SCI, 1952; St. John's, 1953; Arizona, 1956; Montana State, 1958  
Most passes had intercepted season—18 in 1965  
Fewest passes had intercepted season—4 in 1963 (10 games); 1955 9 games  
Most net pass yards one game—289 vs Arkansas State, 1963  
Most net pass yards season—1,419 in 1964  
Most touchdown passes one game—5 vs North Dakota, 1957; South Dakota, 1961  
Most touchdown passes season—23 in 1963

## RECEIVING

Most passes caught one game—11 by Wayne Rasmussen vs Arkansas State, 1963  
Most passes caught season—37 by Jack Rohrs in 1965  
Most passes caught career—89 by Ed Maras, 1963-65  
Most pass yards one game—171 by Dal Eisenbraun vs SCI, 1956 (7 cgt., 3 TD)  
Most pass yards season—470 by Roger Fischens, 1961  
Most pass yards career—1,098 by Ed Maras, 1963-65  
Most touchdown passes caught one game—4 by Don Bartlett vs NDSU, 1949  
Most touchdown passes caught season—7 by Wayne Rasmussen, 1963  
Most touchdown passes caught career—16 by Wayne Rasmussen, 1961-63  
Longest scoring pass—80 yds., Nig Johnson to Dal Eisenbraun vs SCI, 1956

## TOTAL OFFENSE—Individual

Most attempts one game—46 by Ron Meyer vs Augustana; North Dakota State; North Dakota, 1965  
Most attempts season—317 by Ron Meyer, 1965  
Most attempts career—779 by Ron Meyer, 1963-65  
Most yards one game—316 by Ron Meyer vs Arkansas State, 1963  
Most yards season—1,204 by Ron Meyer, 1964  
Most yards career—3,294 by Ron Meyer, 1963-65

## TOTAL OFFENSE—Team

Most yards 1 game—638 vs Bemidji Teachers, 1951  
Most yards 1 season—4,377 in 1951  
Number of plays run 1 game—99 vs Augustana, 1952  
Number of plays run 1 season—733 in 1951

## **PUNTING—Individual**

Most punts 1 game—12 by Dave Glasrud (31.7 ave.) vs N. D. State, 1964  
Most punts season—70 by Dave Glasrud (36.1 ave.), 1965  
Longest punt—68 yards by Bob Bresee vs South Dakota, 1951  
Best Ave. season (min. 25)—36.9 yds. (31 kicks) by Len Spanjers, 1957

## **PUNTING—Team**

Most punts 1 game—12 vs North Dakota State (31.7 ave.), 1964  
Most punts season—70 for 36.1 ave. in 1965  
Most punts had blocked 1 season—2 in 1950; 1951; 1952  
Best Ave. 1 game (min. 3) 45.0 yds. (4 kicks) vs South Dakota, 1958  
Best Ave. season—36.4 yds. (32 kicks) in 1950  
Worst Ave. season—30.1 yds. (44 kicks) in 1960

## **SCORING—Individual**

Most touchdowns season—14 by Warren Williamson, 1950  
Most field goals season—9 (of 18) by John Stone, 1962—(Includes 2 blkd.)  
Most points kicking season—51 by John Stone (24 PAT, 9 FG), in 1962  
Most points kicking career—84 by John Stone (55 PAT, 9 FG), 1960-62  
Most scoring 1 game—24 by Don Bartlett vs North Dakota State, 1949; Pete Retzlaff vs St. Cloud Teachers, 1952  
Most scoring 1 season—84 by Warren Williamson, 1950  
Most scoring career—221 by Jerry Welch, 1951-54  
Most conversion kicks season—36 by \*George Medchill, 1950; Dick Craddock, 1951 (\*attempt 51)  
Best conversion percentage—.878 (36 of 41) by Dick Craddock, 1951

## **SCORING—Team**

Most scoring 1 game—85 vs Columbus, 1922  
Most scoring 1 season—381 in 1950  
Largest margin of victory—85-0 vs Columbus, 1922

## **PASS INTERCEPTION RETURNS—Individual**

Most interceptions 1 game—3 by Buck Osborne vs St. Cloud, 1952; Daryl Martin vs North Dakota, 1962  
Most interceptions 1 season—7 by Wayne Rasmussen, 1963  
Most interceptions career—12 by Wayne Rasmussen, 1961-63  
Most yds. return 1 game—85 by Roger Eischens vs Toledo, 1962  
Longest return—85 yds. by Roger Eischens (TD) vs Toledo, 1962  
Most yds. return 1 season—93 by Ken Ashmore (4 ret.), 1954  
Most yds. return career—110 by Wayne Rasmussen, 1961-63

## **PASS INTERCEPTIONS—Team**

Most interceptions 1 game—6 vs Augustana, 1950; St. Cloud, 1952  
Most interceptions 1 season—20 in 1950  
Most yds. return 1 game—140 vs Morningside (4 ret.), 1961  
Most yds. return 1 season—349 in 1964 (17 ret.)

## **PUNT RETURNS—Individual**

Longest runback—80 yds. TD by Dudley Melichar vs North Dakota State, 1947  
Most returns 1 season—24 by Gary Boner, 1962  
Most yds. return 1 season—389 by Gary Boner, 1962  
Most yds. return career—675 by Jerry Welch, 1951-54—(41 ret., 16.0 ave.)

## **PUNT RETURNS—Team**

Most runbacks 1 game—8 vs St. Cloud, 1961  
Most runbacks season—44 in 1961 (407 yds. ret.)  
Most yds. ret. game—128 vs St. Cloud in 1961  
Most yds. ret. season—572 (41 ret.) in 1962  
Best return ave. season—15.1 (18 ret.) in 1955

## **KICKOFF RETURNS—Individual**

Most runbacks 1 game—9 by Jerry Welch vs Iowa State, 1952  
Most runbacks season—31 by Reed Sanderson, 1964  
Most runbacks career—55 by Reed Sanderson, 1963-65  
Most yds. return 1 game—258 by Jerry Welch vs Iowa State, 1952 (9 ret.)  
Most yds. return season—647 by Reed Sanderson, 1964  
Most yds. return career—1,120 by Reed Sanderson (55 ret.), 1963-65  
Longest return—95 yds. (TD) by Jerry Welch vs Iowa State, 1952

## **KICKOFF RETURNS—Team**

Most runbacks 1 game—10 (164 yds.) vs Arizona, 1956  
Most runbacks season—45 in 1964  
Most yds. ret. 1 game—258 vs Iowa State, 1952  
Most yds. ret. season—883 in 1964  
Best ret. ave. season—23.5 (27 ret.) in 1957

## DEFENSE

Fewest yds. rushing by opp. 1 game—2 by Mankato State, 1954  
 Fewest yds. rushing by opp. season—1061 in 1955 (9 games)  
 Most yds. rushing by opp. 1 game—442 by Montana State, 1959  
 Most yds. rushing by opp. season—2604 in 1964 (10 games)  
 Fewest yds. passing by opp. season—481 in 1960  
 Most yds. passing by opp. 1 game—212 by St. Olaf, 1950  
 Most yds. passing by opp. season—1,146 in 1965  
 Most passes compl. by opp. 1 game—17 by Parsons in 1965  
 Most passes compl. by opp. season—83 in 1965  
 Most TD passes by opp. 1 game—4 by Iowa State, 1952; SCI, 1952; Arizona, 1956  
 Most TD passes by opp. season—12 in 1952 (9 games)  
 Fewest TD passes by opp. season—2 in 1951 (10 games); 1959 (9 games)  
 Fewest net yds. by opp. 1 game—53 by Mankato State, 1954  
 Fewest net yds. by opp. season—1688 in 1955 (9 games)  
 Most net yds. by opp. 1 game—606 by Arizona, 1956  
 Most net yds. by opp. season—3,437 in 1965 (10 games)  
 Most total first downs by opp. 1 game—30 by Arizona, 1956  
 Fewest total first downs by opp. 1 game—3 by South Dakota, 1962  
 Most first downs rushing by opp. 1 game—21 by Montana State, 1959  
 Fewest first downs rushing by opp. 1 game—1 by SCI, 1955  
 Most first downs passing by opp. 1 game—12 by Parsons in 1965  
 Most first downs by penalty by opp. 1 game—3 by Montana State, 1962; South Dakota, 1963; SCI, 1964  
 Most yds. opp. penalized 1 game—118 on Montana State, 1957  
 Most points by opp. 1 game—86-6 by Kansas, 1947  
 Most points by opp. season—247 in 1965 (10 games)  
 Most TDs by opp. 1 game—9 by Arizona, 1956

## MISCELLANEOUS

Longest sustained drive—99 yds. 2'6" vs South Dakota U., 1955  
 Longest scoring scrimmage run—91 yards by Jerry Welch vs St. Thomas, 1954  
 Most yards kickoff and punt returns 1 season—722 by Reed Sanderson, 1964 (12 punts—75 yds., 31 k'off—647 yds.)  
 Most games won 1 season—9 in 1928, 1950, 1963  
 Most punts blocked 1 season—5 in 1957  
 Longest consecutive game scoring streak—50—last 3 games in 1949 through first 2 games in 1956  
 Longest field goal—42 yards by Bob Nelson vs South Dakota, 1965  
 Most first downs by penalty game—4 vs Augustana in 1965  
 Most first downs by penalty season—9 in 1962, 1965

## CAREER RECORDS OF SDSU COACHES

Period	Coach	Seasons	W	L	T	Pct.	Pts.	Opp. Pts.
1901	Mr. Morrison	1	3	2	0	.600	102	44
1902	L. L. Gilkey	1	3	2	0	.600	67	21
1904	J. Harrison Werner	1	4	2	1	.643	90	27
1905	William M. Blaine	1	2	3	0	.400	74	122
1906-08	William Juneau	3	11	6	1	.639	216	137
1909-10	J. M. Saunderson	2	5	5	2	.500	137	60
1911	Frederick Johnson	1	4	4	0	.500	60	
1912-17	Harry "Buck" Ewing	6	26	12	2	.675	698	445
1919-27	C. A. "Jack" West	9	44	17	9	.693	1,179	413
1928-33	T. C. "Cy" Kasper	6	30	22	3	.573	897	524
1934-37	R. H. "Red" Threlfall	4	17	19	2	.474	465	427
1938-40	Jack Barnes	3	14	10	1	.580	288	261
1941-46	Thurlo McCrady	5	11	17	3	.403	292	470
1947-65	Ralph Ginn	19	102	70	9	.588	4,042	3,091

## TEN BIGGEST JACKRABBIT SCORES

(Against Collegiate Foes)

1922	Columbus College	85-0
1961	St. Cloud State	73-0
1915	Yankton College	72-0
1929	*Western Union	72-0
1954	Augustana College	68-0
1927	Huron College	67-0
1954	Mankato State	66-0
1917	Gustavus Adolphus	64-0
1928	Dakota Wesleyan	63-0
1946	Manitoba U.	61-0
1963	South Dakota U.	61-0

\*Now known as Westmar College

## WORST JACKRABBIT DEFEATS

1947	Kansas U. ....	6-86
1903	North Dakota State .....	0-85
1905	Minnesota U. ....	0-81
1912	South Dakota U. ....	7-73
1917	Minnesota U. ....	0-64
1956	Arizona U. ....	0-60
1945	State College of Iowa .....	7-58
1930	Wisconsin U. ....	7-58
1963	Nebraska U. ....	7-58
1899	Dakota Wesleyan .....	0-57
1965	State College of Iowa .....	0-41

## MOST COMBINED POINTS

92	Kansas U. (6-86) .....	1947
85	North Dakota State (0-85) .....	1903
85	Columbus College (85-0) .....	1922
82	South Dakota U. (54-28) .....	1950
81	Minnesota U. (0-81) .....	1905
81	State College of Iowa (34-47) .....	1952
80	South Dakota U. 7-73) .....	1912
76	Iowa State U. (19-57) .....	1952
74	North Dakota (53-21) .....	1957
73	Morningside (34-39) .....	1954
73	St. Cloud State (73-0) .....	1961

## FUTURE JACKRABBIT SCHEDULES

### 1967

(Five Home Games)

- Sept. 16—Minnesota-Duluth at Brookings
- Sept. 23—Idaho State U. at Pocatello
- Sept. 30—North Dakota State at Brookings
- Oct. 7—Morningside at Sioux City
- Oct. 14—North Dakota at Grand Forks
- Oct. 21—South Dakota at Brookings
- Oct. 28—SCI at Brookings
- Nov. 4—Drake U. at Brookings
- Nov. 11—Augustana at Sioux Falls
- Nov. 18—U. of Tampa at Tampa

### 1968

(Five Home Games)

- Sept. 14—Weber State at Brookings
- Sept. 21—North Dakota State at Fargo
- Sept. 28—Morningside at Brookings
- Oct. 5—SCI at Cedar Falls
- Oct. 12—North Dakota at Brookings
- Oct. 19—South Dakota at Vermillion
- Oct. 26—Youngstown U. at Youngstown
- Nov. 2—Augustana at Brookings
- Nov. 9—Idaho State U. at Brookings
- Nov. 16—Drake U. at Des Moines

### 1969

(Five Home Games)

- Sept. 13—Weber State at Ogden, Utah
- Sept. 20—Drake U. at Brookings
- Sept. 27—Morningside at Sioux City
- Oct. 4—SCI at Brookings
- Oct. 11—North Dakota at Grand Forks
- Oct. 18—South Dakota at Brookings
- Oct. 25—Youngstown U. at Brookings
- Nov. 1—Augustana at Sioux Falls
- Nov. 8—North Dakota State at Brookings
- Nov. 15—Arizona State Col. at Flagstaff

# ALL-TIME RECORD WITH ALL OPPONENTS (1889-1965)

Opponents	GP	W	L	T	Opponents	GP	W	L	T
Arizona .....	1	0	1	0	Michigan State .....	1	0	1	0
Arkansas State .....	2	1	1	0	Minnesota .....	6	0	6	0
Augustana .....	21	17	3	1	Minnesota 'B' .....	1	0	1	0
Bemidji State .....	4	3	1	0	Minot Teachers .....	1	0	1	0
Bradley U. ....	1	0	1	0	Montana State .....	10	2	8	0
Buena Vista .....	3	2	1	0	Moorhead State .....	3	3	0	0
Carleton .....	4	2	2	0	Morningside .....	40	27	9	4
Catholic U. ....	1	0	1	0	Nebraska .....	1	0	1	0
Central (Ia.) .....	1	1	0	0	Nebraska Wesleyan .....	1	0	0	1
Cincinnati .....	1	0	1	0	North Dakota .....	45	19	22	4
Colorado St. Col. ....	7	6	1	0	North Dakota St. ....	52	31	16	5
Colorado St. U. ....	1	0	1	0	Northern (S.D.) .....	12	12	0	0
Columbus College .....	4	2	0	2	Northwest Missouri .....	1	1	0	0
Concordia .....	2	0	1	1	Oklahoma City U. ....	1	0	1	0
Creighton .....	10	6	3	1	Omaha U. ....	7	5	1	1
Dakota Wesleyan .....	23	12	9	2	Parsons (Iowa) .....	1	0	1	0
DePaul U. ....	2	0	2	0	Pipestone (City) .....	1	1	0	0
Des Moines U. ....	1	1	0	0	Pipestone High .....	1	1	0	0
Detroit U. ....	2	1	1	0	S. D. State Army .....	1	1	0	0
Drake U. ....	6	1	5	0	Sioux Falls (City) .....	2	0	2	0
Duquesne .....	1	0	1	0	Sioux Falls High .....	1	1	0	0
Emporia (Kan.) St. ....	1	1	0	0	So. Dakota Mines .....	8	5	2	1
Flandreau .....	5	5	0	0	South Dakota .....	57	23	28	6
Flandreau Indians .....	4	3	1	0	Southern (S.D.) .....	2	2	0	0
Fresno State .....	1	0	1	0	St. Cloud .....	6	5	1	0
General Beadle .....	4	3	0	1	St. John's .....	1	0	1	0
Gustavus Adolphus .....	2	2	0	0	St. Louis U. ....	2	1	1	0
Hamline U. ....	5	4	1	0	St. Norbert .....	2	1	1	0
Hawaii U. ....	1	1	0	0	St. Olaf .....	4	3	1	0
Huron College .....	25	22	3	0	St. Regis .....	1	1	0	0
Iowa State .....	2	0	2	0	St. Thomas .....	5	3	2	0
Iowa, St. Col. of .....	26	12	12	2	Toland's .....	1	1	0	0
Kansas State .....	2	0	2	0	Toledo .....	2	1	1	0
Kansas U. ....	1	0	1	0	Trinity .....	1	1	0	0
LaCrosse State .....	3	2	1	0	Watertown .....	1	1	0	0
Loras .....	3	0	3	0	Wayne (Mich.) .....	1	1	0	0
Loyola .....	2	0	1	1	*Western Union .....	2	2	0	0
Luther .....	1	1	0	0	West Texas State .....	1	0	1	0
Macalester .....	2	1	0	1	Wichita .....	5	1	4	0
Madison High .....	1	1	0	0	Wisconsin .....	9	1	8	0
Manitoba U. ....	1	1	0	0	Yankton College .....	14	9	4	0
Mankato State .....	5	3	2	0	Youngstown .....	1	0	1	0
Marquette .....	5	0	5	0					
Michigan Normal .....	2	1	1	0					

\* Now known as Westmar

## SDSU SCORES OF LAST DECADE

### 1956 (W—4; L—5)

Montana State .....	14	33
Northwest Missouri .....	7	0
Arizona U. ....	0	60
Augustana .....	20	21
North Dakota U. ....	14	13
South Dakota U. ....	14	19
North Dakota State .....	9	26
Morningside .....	28	13
Iowa Teachers .....	31	27

137      212

### 1957 (W—6; L—2; T—1)

Montana State .....	6	13
Iowa Teachers .....	23	20
Drake .....	7	25
Augustana .....	16	0
North Dakota U. ....	53	21
South Dakota U. ....	21	13
North Dakota State .....	32	14
Morningside .....	7	7
Mankato State .....	20	6

185      119

### 1958 (W—4; L—5)

Drake .....	12	6
Marquette .....	7	18
Montana State .....	6	23
Augustana .....	20	6
North Dakota U. ....	12	30
South Dakota U. ....	7	28
North Dakota State .....	20	33
Morningside .....	26	6
Iowa Teachers .....	13	8

123      158

### 1959 (W—2; L—7)

Montana State .....	0	27
Colorado State .....	0	22
Kansas State .....	12	28
Augustana .....	0	13
North Dakota U. ....	6	0
South Dakota U. ....	12	7
North Dakota State .....	6	8
Morningside .....	32	34
Iowa Teachers .....	12	14

80      153

1960 (W—5; L—4; T—1)		
Bemidji State .....	22	6
Kansas State .....	6	20
Montana State .....	20	14
Augustana .....	20	21
North Dakota U. ....	23	27
South Dakota U. ....	28	7
North Dakota State .....	14	14
Morningside .....	22	0
Iowa Teachers .....	0	12
Colorado State .....	15	14
	170	135

1963 (W—9; L—1)		
Montana State .....	9	6
Nebraska .....	7	58
Colorado State .....	54	14
Augustana .....	28	8
U. of North Dakota .....	7	6
U. of South Dakota .....	61	0
N. D. State U. ....	40	25
State College of Iowa ..	27	13
Morningside College .....	28	22
Arkansas State .....	17	14
	278	166

1961 (W—8; L—2)		
Bemidji State .....	34	8
Colorado State .....	36	13
St. Cloud State .....	73	0
Montana State .....	12	17
Augustana .....	41	14
North Dakota U. ....	13	14
South Dakota U. ....	34	6
N. D. State U. ....	41	12
Morningside .....	56	0
State College of Iowa ..	36	13
	376	97

1964 (W—2; L—8)		
Montana State .....	14	46
Fresno State .....	14	30
Augustana .....	27	14
N. D. State U. ....	13	20
U. of North Dakota .....	28	35
U. of South Dakota .....	7	10
Morningside .....	32	21
State Col. of Iowa .....	14	23
Drake U. ....	15	37
Mankato State .....	6	7
	170	243

1962 (W—7; L—2; T—1)		
U. of Toledo .....	25	14
Arkansas State Col. ....	7	9
Montana State Col. ....	10	14
Augustana College .....	28	7
U. of North Dakota .....	26	0
U. of South Dakota .....	24	0
N. D. State U. ....	17	6
State College of Iowa ..	13	13
Morningside College .....	41	7
Colo. State College .....	47	0
	238	70

1965 (W—1; L—8; T—1)		
Montana State .....	0	22
Parsons (Iowa) .....	0	10
Augustana .....	14	14
North Dakota State .....	13	41
North Dakota .....	7	14
South Dakota .....	30	14
Morningside .....	20	25
State College of Iowa ..	0	41
Colorado State Univ. ....	20	52
Mankato State .....	7	14
	111	247

## JACKRABBIT AWAY-GAME ITINERARY

MONTANA STATE UNIVERSITY (Saturday, Sept. 10)—Leave Brookings Friday via charter airline. Stay at Park Hotel in Great Falls. Return after game Saturday night.

UNIVERSITY OF MINNESOTA (DULUTH) (Saturday, Sept. 17)—Leave Brookings Friday by charter bus. Stay at St. Cloud, Minn., Friday night. Stay at Duluth Hotel Saturday night. Return Sunday.

NORTH DAKOTA STATE UNIVERSITY (Saturday, Oct. 1)—Depart Brookings Saturday by charter bus. Stay at F&M Hotel in Moorhead, Minn., Saturday night. Return Sunday.

SOUTH DAKOTA (Saturday, Oct. 22)—Leave Brookings Saturday by charter bus. Return after game.

STATE COLLEGE OF IOWA (Saturday, Oct. 29)—Leave Brookings Friday by charter bus. Stay Friday night at Gold Key Motel, Hampton, Iowa. Return after game Saturday night.

COLORADO STATE COLLEGE (Saturday, Nov. 5)—Depart Brookings Friday by bus to Sioux Falls. Charter flight to Denver, Colo. Bus from Denver to Greeley. Stay at Lamplighter Motel in Greeley Friday night. Return to Denver Saturday after game. Evening flight from Denver to Sioux Falls, bus from Sioux Falls to Brookings.



## SDSU Marching Jackrabbit Band Adds Zip to Home Football Games

They don't do the "frug," the "monkey" nor the "hitchhike," but their rousing marches and smart formations provide extra spark for South Dakota State's Jackrabbits and top halftime shows for State's football partisans.

One of the best Upper Midwest university bands, the Marching Jackrabbits, 125 strong, appear at all home games and will perform at a Minnesota Vikings professional game this fall for the fifth consecutive year. Fine marching bands are traditional at SDSU, dating back to the famous units of the late Carl "Christy" Christensen, director from 1911 to 1954. Complementing the band are five majorettes, two drum majors and about 30 alternate musicians. In foreground of the above picture are the Statesmen, 100-man SDSU vocal group.




### Warren Hatfield, director of bands

A 1952 graduate of State College of Iowa, he was appointed director of bands at State in 1961, after serving four years as a high school music director and four years as a bandsman in the U. S. Air Force. Hatfield earned his master's degree in 1959 at the University of Iowa, and has just returned from a year's sabbatical leave at Iowa, studying for his doctorate. During that time he was assistant director of Iowa's band on a three-month tour of the Soviet Union and Europe. He and his wife, Gretchen, are parents of two children.



### John Colson, associate director

Joining State's staff last year, he served as band director during Warren Hatfield's sabbatical leave. Colson earned his bachelor's degree in 1955 and his master's degree the following year at the University of Iowa. Before coming to SDSU he directed high school bands in Iowa and Colorado. He and his wife, Nancy, are parents of three sons.



## SOUTH DAKOTA STATE UNIVERSITY

South Dakota State University is beginning its 82nd year of continuous service to South Dakota and the region. Founded by act of the Territorial Legislature passed on February 21, 1881, the first building was erected in 1883 and classes began September 24, 1884.

SDSU, the state's land-grant institution, is the largest institution of higher education in the state with a fall enrollment predicted at 5,000. It is one of 68 land-grant institutions established under the Morrill Act of 1862.

The University campus is ornamented with many varieties of beautiful trees and shrubs, and laid out with necessary walks and drives. Adjoining to the east are the horticulture gardens, and to the north, northeast, and northwest are the college farms.

Approximate value of equipment and the University's physical plant, which includes over 70 buildings, is \$40-million. The University owns a total of 1,580 acres in the Brookings area. When the substations and Camp Lakodia are included the total acreage is 4,591.

The University is composed of six colleges—Agriculture and Biological Sciences, Engineering, Home Economics, Nursing, Pharmacy, Arts and Science—and the General Registration Division. Graduate studies are offered and advanced degrees awarded in a variety of fields.

SDSU is the first institution in the state to hold full accreditation for doctoral programs from the North Central Association of Colleges and Secondary Schools. Full accreditation for Ph.D. study is offered in agronomy, animal science, agricultural economics and plant pathology. Preliminary accreditation is offered in chemistry and sociology.

Brookings, site of the University, is located in the eastern part of the state just 20 miles from the Minnesota border and 60 miles north of Sioux Falls, the state's largest city. The city is situated on the Chicago and Northwestern Railway, on U. S. Highways Number 14 and Number 77 and has regular airline service at the Brookings Municipal Airport.

Intercollegiate competition is carried on in eight sports—football, cross country, basketball, wrestling, indoor and outdoor track, baseball, golf and tennis. League titles are settled in each.

The University is a charter member of the North Central Intercollegiate Athletic Conference joining in 1921.



# JACKRABBIT ATHLETIC STAFF

South Dakota State University: Area Code 605, 692-6111

## ATHLETIC DIRECTOR

Stan Marshall (SDSU '50)  
Ext. 474 Home: 692-5296

## TICKET MANAGER

Harry Forsyth (SDSU '51)  
Ext. 420 Home: 692-5910

## FACULTY REPRESENTATIVE

Herbert B. MacDougal (Miami, O. '27)  
Ext. 225 Home: 692-2666

## SPORTS INFORMATION EDITOR

Ken Schaack (SDSU '62)  
Ext. 364 Home: 693-3839

## HEAD FOOTBALL COACH AND ASSOCIATE ATHLETIC DIRECTOR

Ralph Ginn (Tarkio '31)  
Ext. 450 Home: 692-4293

## BACKFIELD COACH

Ervin Huether (Yankton '43)  
Ext. 461 Home: 692-4076

## LINE COACH

Roger Eischens (SDSU '62)  
Ext. 450 Home: 692-5477

## FRESHMAN COACH

Warren Williamson (SDSU '51)  
Ext. 491 Home: 692-4703

## ASSISTANT FOOTBALL COACH

Don Jacobsen (SDSU '61)  
Ext. 475 Home: 692-6821

## BASKETBALL AND TENNIS COACH

Jim Marking (SDSU '50)  
Ext. 475 Home: 692-5620

## ASSISTANT BASKETBALL AND GOLF COACH

Don Jacobsen

## TRAINER AND GYMNASTICS COACH

Pete Torino (BHTC '57)  
Ext. 491 Home: 692-6827

## TRACK AND CROSS COUNTRY COACH

Aubrey Dooley (Oklahoma State '61)  
No Phone Number

## WRESTLING COACH

Warren Williamson

## BASEBALL COACH

Ervin Huether

## ASSISTANT BASEBALL COACH

Harry Forsyth

## DIRECTOR, GRADUATE PROGRAM

Glenn E. Robinson (Monmouth '32)  
Ext. 368 Home: 692-2847

## EQUIPMENT MANAGER

John A. Johnson (SDSU '27)

## STADIUM AND GROUNDS STAFF

Mel Dahl, Milton Anderson

## TICKET INFORMATION

**SEASON TICKETS:** Reserved seats for the four University home games, \$12.

**HOBO DAY:** Oct. 15 vs. U. of North Dakota—All Seats Reserved—\$4 each.

**OTHER INDIVIDUAL GAMES:** Reserved seats \$3; General Admission \$2; High School students \$1; Grade School students (when accompanied by adult) \$.50.

**ADDRESS TICKET INQUIRIES TO:** Athletic Ticket Office, Gymnasium, South Dakota State University, Brookings, S. D. 57006  
Phone: 692-6111, Ext. 420.

## SDSU NEWS OUTLETS

### NEWSPAPER AND WIRE SERVICES

Sports Editor, The Register, Brookings  
Jim Meachen, South Dakota Collegian, SDSU, Brookings  
John Egan, Argus-Leader, Sioux Falls  
Harold Andersen, Associated Press, Sioux Falls  
Ron Larsen, United Press International, Sioux Falls  
Bud Brown, Public-Opinion, Watertown  
Dick Wood, Daily Plainsman, Huron  
Don Lindner, The Journal, Rapid City  
Larry Desautels, American-News, Aberdeen  
Jim Wilson, Republic, Mitchell  
John Wiebusch, NCC Writer, Tribune, Minneapolis, Minn.  
Alex Stoddard, The Journal, Sioux City, Iowa

### RADIO AND TELEVISION

Gene Platek, KBRK, Brookings  
Sports Director, KAGY, University Station, Brookings  
Jim Burt, KELO-TV, Sioux Falls  
Danny Olson, KSOO-TV, Sioux Falls

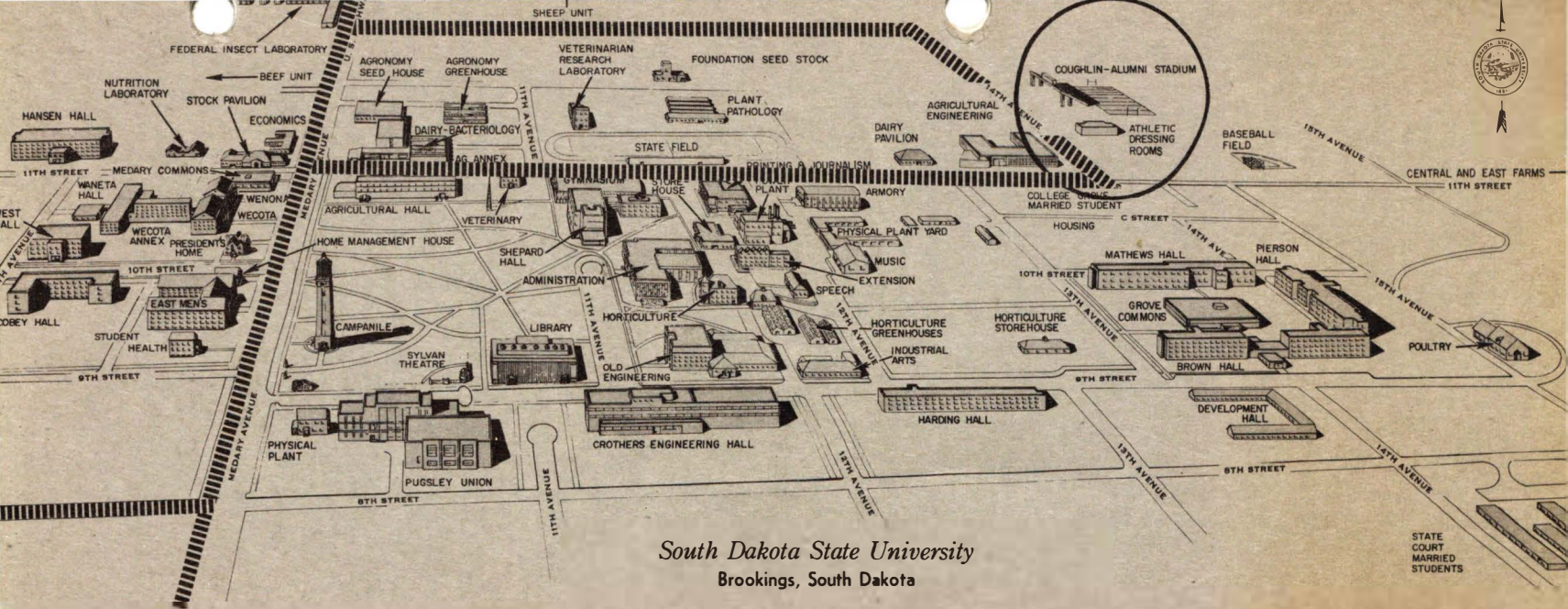
## SDSU HAS NEW SPORTS INFORMATION EDITOR

Ken Schaack, former news editor of the Watertown, S. D., Public Opinion, has assumed the position of sports information editor at South Dakota State. A 1962 SDSU journalism grad, he also has served as city reporter and sports editor at Watertown. Ken was sports editor on the Collegian, SDSU student newspaper, student assistant in the SDSU News Bureau, and sports and news assistant at Watertown during his undergraduate years. A native of Watertown, he is married to the former Karon Lampy, also of that city. They have no children.



## SOUTH DAKOTA STATE UNIVERSITY 1966 FOOTBALL BROCHURE

SDSU football brochures are printed annually by the State University Printing Laboratory. This issue compiled and written by Wayne Anderson, sports information assistant, and edited by Ken Schaack, sports information editor. Layout and art is by Dennis Holm, SDSU publications artist, and photography by Rick Farrar and Ron Ladegaard, of the SDSU Audio-Visual Center.



South Dakota State University  
 Brookings, South Dakota



STATE COURT MARRIED STUDENTS