


1967

\$1.00

**FOOTBALL  
NEWS NOTES**



**SOUTH DAKOTA  
STATE UNIVERSITY  
BROOKINGS**

## TO THE PRESS, RADIO AND TV

This book is designed to aid you as you write and talk about the 1967 South Dakota State University football team. Additional information available upon request to this office.

**PRESS BOX TICKETS** are required for everyone entering the press box—newsmen, cameramen and scouts. Requests for these tickets should be made as far as in advance as possible, and will be mailed or held, whichever is more convenient. When held they may be picked up at the window at the northwest corner of the stadium.

**RADIO:** After Sports Information Office confirms booth assignment, stations should order own loops from Brookings Telephone Co.

Please help us serve you best by advising well in advance of games you plan to attend. Women and children are not permitted in the press box.

**KEN SCHAACK**  
Sports Information Editor  
South Dakota State University  
University Station  
Brookings, S. D. 57006

### PHONES

Brookings Area Code: 605

Information Offices: 692-6111, Ext. 364, 365 or 366

Ken Schaack, Sports Information Editor; Home—693-3839

Dan Johnson, News Bureau Editor; Home—692-5461

Press Box—692-6111, Ext. 201



1967 Co-Captains: Clayton Sonnenshein, fullback (left), Ray Macri, tackle



# QUICK FACTS ON THE UNIVERSITY

**LOCATION:** Brookings, S. D.; population 11,400; 60 miles north of Sioux Falls.

**FOUNDED:** 1881—South Dakota State College of Agriculture and Mechanic Arts; 1964—South Dakota State University.

**ENROLLMENT:** 5,100 (1,600 women)—fall estimates.

**PRESIDENT:** Dr. H. M. Briggs

**CONFERENCE:** North Central Intercollegiate Athletic Conference (charter member joining in 1921).

**NICKNAME:** Jackrabbits. **COLORS:** Yellow and Blue.

**STADIUM:** Coughlin-Alumni (1962).

**STADIUM CAPACITY:** 10,500.

## INDEX

Jackrabbit Athletic Staff	44
Jackrabbit Athletic Staff	40
Lettermen Returning, Lost	21
News Outlets	Inside Back Cover
<b>North Central Conference</b>	
1966 All-NCC Team	32
All-Time Records	33
Composite Schedule	24
Box Score on Titles	33
Final Standings, 1966	32
Football Championships	34
Member School Data	33
Statistics, 1966	31-32
<b>Quick Facts on SDSU</b>	1
<b>Pronunciation Guide</b>	22-23
<b>Prospects for 1967</b>	6
<b>Records</b>	
Against 1967 Opponents	27-28
All-Time with All Opponents	40
All Sports Listing	10
Career Coaching Records	38
Hobo Day Scores	34
1966 Records of Jacks, '67 Foes	28
Scores of Last Decade	41
SDSU All-Time, Individual and Team	36-38
Top 10 SDSU, Opponent Scores	38-39
Varsity-Alumni Series	9
<b>Results</b>	
Varsity, 1966	2
Bunny, 1966	2
Varsity-Alumni, 1967	9
<b>Review of 1966 Season</b>	7-9
<b>Rosters of 1967 Players</b>	
Alphabetical	21
Numerical	22-23
<b>Schedules</b>	
Varsity, 1967	2
Bunny, 1967	2
Varsity, 1968-70	39
<b>SDSU Football History</b>	35
<b>Sketches</b>	
Ex-Jackrabbits in the NFL	25
Marching Jackrabbit Band	42
Players of 1967	12-21
Press Box Facilities	26
SDSU Coaches and Staff	4-5
SDSU Officials	3
The University	43
<b>Squad Breakdown</b>	26
<b>Statistics, 1966</b>	29-30
<b>Thousand Yard Club</b>	30
<b>Ticket Information</b>	Inside Back Cover
<b>Travel Itinerary</b>	40

## 1967 FOOTBALL SCHEDULE

Sept. 16	Minnesota-Duluth at Brookings (Shrine Benefit).....	2 p.m. CDT
Sept. 23	Idaho State U. at Pocatello .....	1:30 p.m. MDT
Sept. 30	N. D. State at Brookings (Beef Bowl) .....	2 p.m. CDT
Oct. 7	Morningside at Sioux City.....	8 p.m. CDT
Oct. 14	U. of N. D. at Grand Forks.....	1:30 p.m. CDT
Oct. 21	U. of S. D. at Brookings (Hobo Day) .....	2 p.m. CDT
Oct. 28	U. of N. Ia., Brookings (Parents Day) .....	2 p.m. CDT
Nov. 4	Drake U. at Brookings (Monogram Day) .....	1:30 p.m. CST
Nov. 11	Augustana College at Sioux Falls .....	1:30 p.m. CST
Nov. 18	U. of Tampa at Tampa.....	7:30 p.m. EST

## 1966 RESULTS

		SDS	OPP.
Sept. 10	Montana State U. at Great Falls.....	6	41
Sept. 17	U. of Minn. (Duluth Branch) at Duluth .....	27	0
Sept. 24	Colorado State U. at Brookings .....	14	45
Oct. 1	North Dakota State U. at Fargo.....	6	35
Oct. 8	Morningside College at Brookings.....	21	41
Oct. 15	U. of North Dakota at Brookings.....	0	43
Oct. 22	U. of South Dakota at Vermillion .....	22	18
Oct. 29	State College of Iowa at Cedar Falls.....	7	13
Nov. 5	Colorado State College at Greeley.....	7	31
Nov. 11	Augustana College at Brookings.....	19	13
Overall: W-3; L-7; T-0. NCC: W-2; L-4 T-0		129	280

## SDSU FRESHMAN FOOTBALL

### 1967 BUNNY SCHEDULE

- Oct. 7—Intra-squad game at Brookings, 2 p.m.  
 Oct. 13—Augustana College at Brookings, 2 p.m.  
 Oct. 20—University of South Dakota at Brookings, 2 p.m.  
 Oct. 27—North Dakota State U. at Fargo, 1 p.m.  
 Nov. 3 or 4—University of South Dakota at Vermillion, 1:30 p.m.


### 1966 BUNNY RESULTS

SDS		OPP.
25	Augustana College .....	6
42	Morningside College .....	7
0	North Dakota State U. ....	49
0	U. of South Dakota .....	49
67	Won 2, Lost 2	111

## SDSU OFFICIALS

### **Dr. H. M. Briggs, president**

Enthusiastic fan at SDSU athletic events, Dr. Briggs is serving his ninth year as president. A native Iowan, he was recipient of the first national scholarship given by packing magnate Thomas E. Wilson, and earned his B.S. degree at Iowa State in 1933. He earned his M.S. from North Dakota Agricultural College in 1935, and his Ph.D. three years later at Cornell University. Aware of the important role of intercollegiate athletics in the life of the university, he says the University's goal "is to strive for a better future through teaching, research and service." He and his wife, Lillian, are parents of a son, Dinus, 27, and daughter, Janice, 16.




### **H. B. MacDougal, NCC faculty representative**

A math professor and former head of department, Herbert B. MacDougal has been faculty representative to the North Central Conference for 12 years. A 1927 graduate of Miami (Ohio) University, he has been a SDSU faculty member ever since earning his M.S. in 1929 from Iowa. "Mac" was a tennis coach for more than 25 years. He and wife, Eloise, are parents of three married children, Mrs. Mary Mott and twins Harold and Herbert.




### **Stanley J. (Stan) Marshall, director of athletics**

A 1950 SDSU grad, he's in his third year as director of athletics and physical education. He earned 2 football and 3 track letters at State, and served as SDSU line coach from 1957-63, with a year's sabbatical leave to work on his Ph.D. at Springfield (Mass.) College. Marshall, 40, was head coach at Wayne State University, Detroit, in 1964 and led the school to the Presidents' Athletic Conference grid title. He was prep coach at Groton, Centerville and Hot Springs, S. D., from 1950-55, and head football and track coach the next 2 years at Jamestown (N. D.) College. He earned a M.A. degree at Iowa in 1953. He and his wife, Nona, are parents of daughter, Virginia, 18, and sons Mike, 16, and Charles, 12.



### **Merl A. Hamak, athletic business manager**

Former South Dakota State University athlete, Merl A. Hamak, 27, was appointed acting athletic business manager this year. He replaced Harry Forsyth, who is on a one-year sabbatical leave to work on his doctorate at Springfield College, Springfield, Mass. Hamak earned his B.S. in 1962 with a major in mathematics and minor in science. He received his master's degree in physical education this spring. From 1962 through 1966, he taught and coached at Pipestone, Minn. Hamak lettered in track at SDSU in 1959, 1961 and 1962. He and his wife, Janice, have no children.



## SDSU COACHES AND STAFF

### Ralph Ginn, head coach



Dean of the NCC grid coaches, Ralph Ginn begins his 21st season at State. Twice named regional small college coach-of-the-year (1961, 1963), he has guided Jackrabbit teams to 105 wins, 77 losses and 9 ties in 20 years—his teams have won more than 35 per cent of all football victories in SDSU's history. His Jackrabbit teams have won or shared nine NCC titles. Last year was only the eighth time in 20 seasons he has failed to produce a winner. After graduating in 1931 from Tarkio (Mo.) College, he coached at Tarkio High School, Wayne (Neb.) State College and Brookings High School before joining the SDSU staff. Ginn, 60, earned his M.A. at Missouri in 1941. He and his wife, Helen, are parents of a son, R. Arnold, coach and teacher at Peoria, Ill., and daughter, Lynda (Mrs. Lynn Rasmussen), Brookings.

### Roger Eischens, assistant coach




Beginning his third year as assistant football coach is 25-year-old Roger Eischens, former star athlete at SDSU and native of Canby, Minn. Twice an All-NCC end, he was an assistant coach at Wayne State under SDSU Athletic Director Stan Marshall in 1964. The three-year regular end also was a top wrestler at State, placing 3rd in the 191-pound class in the 1963 NCAA College Division mat tourney. The '63 grad earned a master's degree here in 1964. He will handle the defensive coaching chores.

### David S. Kragthorpe, assistant coach



In his first year at SDSU, David S. Kragthorpe came to Brookings from the University of Montana where he served as first assistant in football. He is a former professional football player, playing one year for the New York Giants before entering the United States Navy. He received his bachelor of science and master of education degrees from Utah State University in 1955 and 1963, respectively. He graduated from Mound High School, Minn., in 1951. While at Utah State as an undergraduate, he received honorable All-American mention in football. He was an All-Skyline tackle for USU in 1953 and 1954. He also coached at Idaho Falls and Wyandotte, Mich. Kragthorpe will be helping mainly with the units on offense. He and his wife, Barbara, have two children, Kurt, 6, and Steven, 2.


### Ervin Huether, assistant coach



Beginning his 18th year as a football coach, Erv Huether joined the SDSU staff in 1949 as frosh football coach. He has been baseball coach since 1950, and his diamond crews won consecutive NCC titles in 1965 and 1966. A 1943 Yankton (S. D.) College grad, he earned a master's degree at Minnesota in 1950. He coached at Bowdoin and Bates Colleges in Maine and in the Navy before coming to State. He will be handling the freshman squad this year. He and wife, Beverly, have three children, Brenda, 18, Mary, 17, and David, 10.


### **Richard Newman, assistant coach**

After a year as a graduate assistant at South Dakota State University, Newman was added to the football staff this summer. He attended Colorado State College from 1962-1966 where he received his B.A. degree. He lettered three years in football at Colorado State. He attended the Public High School in Geneva, Neb., where he was all-conference in football and basketball for two years. He also received all-state honorable mention as a prepster in 1961. He and his wife, Cheryl Ann, have no children.




### **Jim Booher, trainer**

Jim was added to the staff this summer. A 1965 graduate of Nebraska Wesleyan, he received physical therapy training at the Mayo Clinic School of Physical Therapy. He also acted as trainer for Mayo High School while getting his physical therapist rating. He graduated from Asholand, Neb., High School in 1961 where he lettered in football, basketball and track. While at Nebraska Wesleyan, he lettered in basketball and track. In 1962 he was the high jump champion at the Howard Wood Relays. He was a member of the Nebraska Wesleyan team which came within two points of the Jackrabbits' 1963 National Champion basketball squad. Booher is married and has one child.



### **Johnny Johnson, equipment manager**

A 1927 SDSU graduate who earned 3 football letters, John A. Johnson is in his 24th year as manager of athletic supplies and equipment. He was frosh coach at State in 1933-34, after coaching at Howard and Redfield. He came back to stay, after a 10-year absence, in 1944.



### **Mel Dahl and Milton Anderson, stadium and grounds**

Mel Dahl is grounds foreman for the Physical Education Department, and is responsible for keeping playing fields and playing grounds in shape for practice and games. He joined the staff in 1961. Assisting him is Milton Anderson, who joined the staff in 1964.

## 1967 JACKRABBIT PROSPECTS

Practically every Jackrabbit football season has opened on an optimistic note and the 1967 grid year will be no different.

Coach Ralph Ginn expects his '67 grid edition to have more and balance than last year's squad which fashioned out a 3-7 record.

However, Ginn, a veteran of 20 seasons in the North Central Conference, knows a good season depends on many factors in addition to self improvement.

Some 24 lettermen will spearhead Jackrabbit hopes this season. A young squad last year, the Jacks have matured a year. However, they are still a young squad with 33 of the 44 members being either sophomores or juniors.

Coach Ginn and his assistants were pleased with spring practice, especially with the way the squad moved the ball on offense.

The Jacks backfield on offense is pretty much back intact, headed by fullback Darwin Gonnerman and halfback Jim "Tod" Macik.

The pair led SDSU rushing game last year. Gonnerman gained 552 net yards for the season and Macik 471. A spirited fullback, Gonnerman averaged 3.5 yards per carry and Macik 5.4. Gonnerman led the league in punt returns and was second in kickoff returns.

Macik, who presents a great break-a-way threat, tallied 54 points for the Jacks last year. He also helped with the punting chores.

Perhaps the biggest loss from the 1966 squad was revealed this spring when Bob Hoeg, a starting halfback, was advised not to participate in football.

After a pair of mild concussions, one last fall and another this spring, Hoeg was advised, following a check-up, to end his grid career.

The 5-9, 180-pounder, was third in total rushing for the Jacks with a 4.6 average per carry and always a threat to pick up the needed yardage for the first down.

Hoeg, who started at fullback last year and later switched to halfback, perhaps followed his blockers and found the holes in the defensive line as well or better than any back on the squad.

Expected to help at the halfback slots are juniors Jon Naujokas and Monty Frazier and sophomores Tom Settje and Dick Magnuson.

Naujokas, a top defensive back last year, showed well in spring ball as a wingback on offense. Frazier is the speedster of the squad and may have a great football future.

Settje, an all-around athlete, has good speed and desire. Magnuson may be used either on offense or defense.

A big question lies at quarterback for the Jacks. Battling for the starting assignment will probably be junior Tom Anderson and sophomore Tom Ball.

Anderson was hobbled by injuries last year, but showed signs of being a top-notch quarterback. Ball show potential this spring, but lacks experience.

The Jacks interior line will be anchored by seniors Wayne Onken, 228, and Tom Hamlin, 231. Both men could be considered among the top linemen in conference.

Eight lettermen were lost via graduation, including several who had key parts in victories posted last season.

The end spot was hit the hardest. Gone are ends Mike Buss, Terry Sorensen and Rick Dietz. Showing the most potential this spring to fill in at end are sophomores Clyde Hagen, 6-3½, 221; and Terry Hagin, 6-2, 181; and junior John Thomas, 6-4½, 196. Thomas, a starter also on the basketball team, is in his first year of collegiate football.

Also gone from 1966 squad are Dave Porter, a defensive stalwart; Gary Hyde, fullback; Bob Nelson, kicking specialist; and Pat Durkin, quarterback.

Co-captains Ray Macri, a rugged defensive tackle and Clayton Sorenschein, reserve fullback and fine defensive back, should give the Jacks good leadership.



## REVIEW OF 1966 SEASON

### MONTANA STATE 41, SOUTH DAKOTA STATE 6

Great Falls, Mont., Sept. 10—Montana State rolled for three touchdowns in the second quarter and a total of 41 points to defeat a young South Dakota State squad 41-6. The Jackrabbits were blanked in their scoring drives for over 59 minutes before Tom Anderson hit Tod Macik with a 24-yard touchdown pass with 38 seconds to play.

Statistics	SDS	MS
First downs .....	6	22
Rushing net .....	49	327
Passing net .....	86	67
Passes .....	8-17	4-14
Punts, average .....	8-32	5-27
Fumbles lost .....	2	1
Yards penalized .....	65	35
S. D. State .....	0 0 0	6-6
Montana State .....	3 21 10	7-41

**Scoring**

MS—Stenrud 23 field goal; MS—Bain 15 pass from Erickson (Stenrud kicked); MS—Erickson 8 run (Stenrud kicked); MS—Hass 3 run (Stenrud kicked); MS—Hass 59 run (Stenrud kicked); Stenrud 16 field goal; MS—Urza 1 run (Stenrud kicked); SDS—Macik 24 pass from Anderson (kick failed).

### SOUTH DAKOTA STATE 27, U. OF MINN., DULUTH BRANCH 0

Duluth, Minn., Sept. 17—Junior halfback Tod Macik ran for 142 yards and two touchdowns in 12 carries as the Jackrabbits shutout the University of Minnesota, Duluth Branch 27-0. Macik's first score was on an 81-yard run.

Statistics	SDS	UMD
First downs .....	17	16
Rushing net .....	301	91
Passing net .....	112	116
Passes .....	9-14	13-26
Punts, average .....	3-31	7-34.7
Fumbles lost .....	3	1
Yards penalized .....	57	5
S. D. State .....	0 14 6	7-27
U. of Minn. ....	0 0 0	0-0

**Scoring**

SDS—Macik 81 run (Nelson kicked); SDS—Helm 26 pass from Anderson (Nelson kicked); SDS—Macik 4 run (kick failed); SDS—Sorenson 6 pass from Durkin (Nelson kicked).

### COLORADO STATE U. 45, SOUTH DAKOTA STATE 14

Brookings, S. D., Sept. 24—Five players scored seven touchdowns as Colorado State ran over the Jacks in their home opener at Coughlin-Alumni Stadium, 45-14. The high point of the cold Saturday afternoon for State fans was Tod Macik's 75-yard touchdown run in the first quarter.

Statistics	SDS	CSU
First downs .....	12	18
Rushing yardage .....	385	214
Passing yardage .....	47	119
Passes .....	5-15	6-16
Punts, average .....	6-32.5	4-26
Fumbles lost .....	3	1
Yards penalized .....	27	75
S. D. State .....	7 0 0	7-14
Colorado State .....	13 20 6	6-45

**Scoring**

CSU—Reed 16 run (Wolfe kicked); CSU—Reed 63 run (kick failed); SDS—Macik 75 run (Nelson kicked); CSU—Henderson 39 run (Wolfe kicked); CSU—Pack 19 pass from Wolfe (Lavan kicked); CSU—Henderson 33 pass from Wolfe (Lavan kicked); CSU—Henderson 33 pass from Wolfe (Lavan kicked); CSU—Morgan 4 pass from Katsock (kick blocked); SDS—Sorenson 17 pass from Durkin (Nelson kicked); CSU—Richardson 29 interception return (kick failed).

### NORTH DAKOTA STATE 35, SOUTH DAKOTA STATE 6

Fargo, N. D., Oct. 1—South Dakota State was stifled on the ground and gained only 70-aerial yards as the North Dakota State Bison, number one nationally ranked small college team, whipped the Jackrabbits 35-6. State's lone score came on sophomore halfback Darwin Gonnerman's explosive 95-yard punt return late in the first quarter.

Statistics	SDS	NDS
First downs .....	5	21
Rushing yardage .....	0	258
Passing yardage .....	70	124
Passes .....	9-22	7-19
Punts, average .....	12-31.2	4-38
Fumbles lost .....	1	0
Yards penalized .....	53	30
S. D. State .....	6 0 0	0-6
N. D. State .....	7 14 0	14-35

**Scoring**

NDS—Hasbargen 14 run (Blazie kicked); SDS—Gonnerman 95 punt return (kick failed); NDS—Nevils 38 run (Blazie kicked); NDS—Hasbargen 1 run (Blazie kicked); NDS—Hasbargen 1 run (Blazie kicked); NDS—Nevils 5 run (Blazie kicked).

## MORNINGSIDE 41, SOUTH DAKOTA STATE 41

Brookings, S. D., Oct. 8—Morningside quarterback Don Zeleznak completed 11 of 20 passes for 200 yards and three touchdowns and ran for two more touchdowns as Morningside College won over the Jackrabbits 41-21. State played even ball and outscored Morningside 14-6 in the second half after the Maroons had scored twice in the first quarter three times in the second period for a 35-7 halftime bulge.

Statistics	SDS	MORN.
First downs .....	13	15
Rushing yardage .....	111	154
Passing yardage .....	123	200
Passes .....	10-24	11-20
Punts, average .....	4-33.5	4-26.7
Fumbles lost .....	3	4
Yards penalized .....	24	30
S. D. State .....	7 0 7	7-21
Morningside .....	14 21 0	6-41

### Scoring

SDS—Sorenson 21 pass from Anderson (Nelson kicked); MORN—Knief 15 pass from Zeleznak (Gipple kicked); MORN.—Kuchel 34 pass from Zeleznak (Gipple kicked); MORN.—Zeleznak 4 run (Gipple kicked); MORN.—Knief 12 pass from Zeleznak (Gipple kicked); MORN.—Schwaalz 24 interception return (Gipple kicked); SDS—Macik 12 pass from Durkin (Nelson kicked); SDS—Gonnerman 1 run (Nelson kicked); MORN.—Zeleznak 11 run (kick failed).

## NORTH DAKOTA U. 43, SOUTH DAKOTA STATE 0

Brookings, S. D., Oct. 15—Highly touted University of North Dakota ruined South Dakota's Hobo Day aspirations and added a bit of prestige to their national small college rating with a 43-0 showing over the Jacks. Corey Colehour tossed 18 of 39 passes good for 291 yards and three touchdowns and Errol Mann booted field goals of 41, 31, and 27 yards. The heads-up Sioux intercepted two Jackrabbit passes and returned both for scores.

Statistics	SDS	UND
First downs .....	9	19
Rushing yardage .....	58	78
Passing yardage .....	79	310
Passes .....	10-16	20-42
Punts, average .....	7-28.9	3-37
Fumbles lost .....	4	1
Yards penalized .....	0	35
S. D. State .....	0 0 0	0-0
University of N. D. ....	7 20 13	3-43

### Scoring

UND — Bugge 56 interception return (Mann kicked); UND—Toftey 20 interception return (Mann kicked); UND—Quaderer 50 pass from Colehour (Mann kicked); UND—Mann 41 field goal; UND—Mann 31 field goal; UND—Conrad 16 pass from Colehour (Mann kicked); UND—Porinsch 22 pass from Colehour (kick failed); UND—Mann 27 field goal.

## SOUTH DAKOTA STATE 22, SOUTH DAKOTA U. 18

Vermillion, S. D., Oct. 22—The season became a partial success for coach Ralph Ginn when his fired-up Jackrabbits, behind the gifted toe of senior Bob Nelson, beat the University of South Dakota in the Coyotes' homecoming game, 22-18. Nelson kicked three field goals and a conversion as State went on from a 12-6 halftime lead to edge the University for the sixth time in the last seven meetings.

Statistics	SDS	USD
First downs .....	17	12
Rushing net .....	255	105
Passing net .....	24	154
Passes .....	3-13	11-17
Punts, average .....	5-34.2	5-28
Fumbles lost .....	0	2
Yards penalized .....	17.5	35
S. D. State .....	3 9 7	3-22
Univ. of S. D. ....	0 6 6	6-18

### Scoring

SDS—Nelson 25 field goal; USD—Hultgren 22 run (kick failed); SDS—Nelson 21 field goal; SDS—Gonnerman 9 pass from Anderson (kick blocked); SDS—Macik 4 run (Nelson kicked); USD—Mahan 41 pass from Kuhr (kick failed); USD—Stuart 3 pass from Kuhr (kick failed); SDS—Nelson 39 field goal.

## U. OF NORTHERN IOWA 13, SOUTH DAKOTA STATE 7

Cedar Falls, Iowa, Oct. 29—A pair of field goals and a 68-yard touchdown drive by the University of Northern Iowa Panthers led to a 13-7 victory over the Jackrabbits. Holding the ball most of the second half, the Jacks were thwarted twice within the 20 yard line of UNI, once by an interception on the seven.

Statistics	SDS	UNI
First downs .....	8	17
Rushing net .....	126	199
Passing net .....	78	53
Passes .....	7-15	4-15
Punts, average .....	8-30.2	9-40.2
Fumbles lost .....	2	1
Yards penalized .....	20	25
S. D. State .....	7 0 0	0-7
UNI .....	3 10 0	0-13

### Scoring

SDS—Macik 4 run (Nelson kicked); UNI—Malloy 25 field goals; UNI—Malloy 26 field goal; UNI—Mulholland 1 run (Malloy kicked).

## COLORADO STATE 31, SOUTH DAKOTA STATE 7

Greeley, Colo., Nov. 5—Colorado State signal-caller Jim Sanger tossed touchdown passes of 27, 37, and 49 yards to lead his team to a 31-7 romp over the Jackrabbits. The error-plagued Jacks lost two fumbles, one interception, and were penalized 78 yards in the contest.

Statistics	SDS	CSC
First downs .....	12	15
Rushing net .....	113	85
Passing net .....	109	197
Passes .....	13-29	9-18
Punts, average .....	6-39	6-33.3
Fumbles lost .....	2	0
Yards penalized .....	78	10
S. D. State .....	0 0 0	7-7
Colorado State Col. ..	7 10 7	7-31

**Scoring**  
 CSC—Holmes 17 run (Rohloff kicked); CSC—Clinkscales 27 pass from Sanger (Rohloff kicked); CSC—Rohloff 23 field goal; CSC—Clinkscales 49 pass from Sanger (Rohloff kicked); CSC—Galacia 37 pass from Sanger (Rohloff kicked); SDS—Sorensen 13 pass from Anderson (Nelson kicked).

## SOUTH DAKOTA STATE 19, AUGUSTANA 13

Brookings, S. D., Nov. 5—The season ended on a sweet note for Coach Ralph Ginn as his Jackrabbits beat Augustana 19-13. Tod Macik ran the opening kickoff back 85 yards for a touchdown. The Jacks trailed 13-7 at the halftime break but came back with two touchdowns in the second half for the win. Defensive back Clayton Sonnenschein was the key to State's victory, intercepting two Viking passes in the second half.

Statistics	SDS	AUG
First downs .....	11	19
Rushage yardage .....	151	269
Passing yardage .....	54	52
Passes .....	6-13	7-19
Punts, average .....	4-27	1-33
Fumbles lost .....	1	1
Yards penalized .....	4-50	3-15
S. D. State .....	7 0 6	6-19
Augustana .....	6 7 0	0-13

**Scoring**  
 SDS—Macik 85 kickoff return (Bob Nelson kick); AUG—George 11 pass from Sandbo (kick failed); AUG—George 54 run (Busselman kicked); SDS—Buss 5 pass from Anderson (kick failed); SDS—Macik 16 run (kick failed).

## VARSITY DEFEATS ALUMNI, 14-12

Led by former All-North Central Conference quarterback Dean Koster the Alumni squad nearly toppled the SDSU Varsity in the annual spring game May 13.

Koster completed 18 of 35 passes for 239 yards, more than the combined yardage of passing and rushing for the Varsity squad.

Darwin Gonnerman once again led the Varsity attack, tallying 42 yards in 17 carries. Bob Hoeg added 29 yards in 12 carries. Gonnerman scored on a two-yard run in the first quarter and John Thomas added six points in the fourth quarter on a 7-yard pass from Scott Crowther.

The Alumni squad scored in the second quarter on a one-yard plunge by Gary Hyde and in the fourth period on a 39-yard pass from Koster to Mike Plinske.

Statistics	A	V
First downs .....	13	6
Rushing net .....	22	129
Passing net .....	239	27
Passes .....	18-35	3-11
Punts, average .....	8-21	9-31
Fumbles lost .....	2	1
Yards penalized .....	25	10

	Score by Quarters			
Varsity .....	6	0	0	8-14
Alumni .....	0	6	0	6-12

**Series Results**  
 1957—Alumni 43, Varsity 19  
 1958—Varsity 28, Alumni 16  
 1959—Varsity 16, Alumni 8  
 1960—Alumni 18, Varsity 0  
 1961—Varsity 13, Alumni 0  
 1962—Varsity 17, Alumni 15  
 1963—Alumni 15, Varsity 7  
 1964—Varsity 15, Alumni 14  
 1965—Alumni 13, Varsity 0  
 1966—Varsity 27, Alumni 18  
 1967—Varsity 14, Alumni 12  
 Series: Varsity W-7; L-4

**Scoring**  
 V—Gonnerman 2-yard run (Gonnerman kick failed); A—Hyde 1-yard run (Stone kick failed); V—Thomas 7-yard pass from Crowther (Gonnerman run good); A—Plinske 39-yard pass from Koster (Peterson run failed).

## Jackrabbits Second On All Sports List

The South Dakota State University Jackrabbits finished second in North Central Conference in 1966-67 from a composite standpoint.

Based on seven points for a first place finish, six for second place and so on down the list, the Jackrabbits scored 42 points in the nine sports contested on a league level.

The Jacks won a title in cross country and seconds in wrestling, indoor track and baseball. Their lowest finish was a sixth in golf.

The composite conference picture (1 for first, 2 for second, etc.).

School—Event	FB	CC	BkB	Wr	IT	OT	BB	G	Ten	Pts.
University of Northern Iowa	3	2	2T	1	1	1	5	1	5T	50
South Dakota State	4T	1	4T	2	2	3	2	6	4	42
South Dakota U.	4T	4	4T	3	3	2	6	2	1	41
North Dakota U.	1T	5	1	6	5	6	1	3	3	40½
North Dakota State	1T	3	2T	5	4	4	7	4	5T	35½
Augustana	4T	x	4T	7	7	7	3	7	2	21
Morningside	7	x	7	4	6	5	4	5	7	19



**HONORED** — Warren Williamson presents Mrs. D. Arlington Eddy, supervisor at Grove Commons, a gift for 22 years of planning meals during fall grid camp.




**AWARD WINNERS**—Dave Porter, left, and Darwin Gonnerman, right, were award winners following the 1966 grid season. Porter was presented the Brookings Rotary Club's "Most Valuable Player" award. Gonnerman received the Joe Thorne Memorial award and the Collegian's "Most Valuable" award. Paul Roach, assistant football coach at the University of Wyoming, second from left, was guest speaker at the awards banquet. Third from left is head grid coach Ralph Ginn.




**SPRING WORKOUTS  
INCLUDE GAME  
AT PIERRE**




## JACKRABBIT SKETCHES



ALAN ALLEN—6-1, 185, 19, soph fullback. Parents are Mr. and Mrs. Wilbur Allen. Has good speed. Showed well in spring football. Should see his most action on defense as a linebacker. Civil Engineering major.




TOM ANDERSON—6-0, 180, 20, junior quarterback. Son of the Bernard Andersons. Father is Sioux City, Iowa, painting contractor. Hampered by injuries last year, but showed flashes of a good quarterback. Hit about 50 per cent of his passes. Has a lot of athletic ability. Coached at Sioux City Central by Bruce Pickford. Political Science major.



TOM BALL—6-2, 185, 19, soph quarterback. Son of Mr. and Mrs. Ralph Ball. Has nice size for quarterback. Came along well in spring ball. Is a good ball handler, but lacks experience. Physical Education major.




DUANE BARNES—6-2, 214, 20, junior guard. Parents are the Lester Barnes. Dad is store manager near Toronto. Played regular as a sophomore. With such experience he should have a good year. Converted high school back. Has good size and fair speed. Estelline High School coach was Ken Halsey. Engineering Physics major.




BOB BOZIED—5-10, 194, 20, junior quarterback. Son of the Naiem Bozieds of Brookings. Father owns gas station. Excellent competitor. Good football player who likes it rough. Played mostly as a linebacker last fall. Harry Gibbons was his high school coach. Physical Education major.


ALF CHICOINE—5-11, 185, 21, senior wingback. Parents are Mr. and Mrs. Roland Chicoine of Elk Point. Dad is a farmer. Should have a fine season after good junior year. Looked good on defense in spring practice. Coached in high school by Robert Timm. Agriculture Economics major.



MONTY FRAZIER—6-2, 189, 22, junior tailback. Son of Rev. and Mrs. Monty W. Frazier. Speedster who was hampered in spring practice by an injury. However, showed he was a good ball carrier. Run at tailback position this fall where he will give Jacks speed to outside. History major.




MARTY GARHART—5-11, 196, 21, junior guard. Parents are Mr. and Mrs. John M. Garhart of St. Onge, S. D. Graduated from Spearfish High School. Needs experience and appears he will be used mostly on offense. Art major.



GREG GIMBEL—5-10, 220, 20, junior tackle. Parents are the Reinhold Gimbels of Freeman. A real fireplug who likes action. Very agile for his size. Had a good sophomore year after making the varsity in spring ball. Menno High School coach was Ervin Ptak. Physical Education major.




DAVID GIRARD—5-11, 170, 22, senior wingback. Son of Mr. and Mrs. Raymond Girard of Elk Point. Dad is county highway department employee. Played well on defense last year until he was injured. Looked real good this spring. High school coach was Robert Timm. Printing Management major.



## JACKRABBIT SKETCHES




DARWIN GONNERMAN—5-10, 194, 20, junior fullback. Son of Mrs. Josie Gonnerman of Adrian, Minn. Mother school lunch cook. One of the top fullbacks in the North Central Conference. Definitely is upholding the school's tradition of great fullbacks. High School coach: Gary Chamely. Pre-veterinary major.




JOHN GREIN—5-11, 187, 20, junior quarterback. Led the team in tackling last fall. Excellent linebacker who likes hardnosed football. Son of the Reinhardt Greins of Lakefield, Minn. Dad is farmer. High School coach was Joe Bride. Mathematics major.



CLYDE HAGEN—6-3½, 221, 19, sophomore tight-end. Parents are the Harold A. Hagens of Webster. All-around athlete with great potential. Had surgery on knee in June and should be ready for a fine season. Strong, big man. Physical Education major.




TERRY HAGIN—6-2, 181, 19, sophomore split-end. Son of the Jim Hagins of Bridgewater. One of the top scholars on the team. Has great moves as a receiver on offense. Good hands and fair speed. Civil Engineering major.



TOM HAMLIN—6-2, 231, 21, senior tackle. Parents are Howard Hamlins of Highmore. Father is county highway superintendent. Came into own last season, playing both on offense and defense. Should have another fine year. High school coach: Jerry Wingen. Mathematics major.




DENNIS HANSEN—6-2, 202, 21, senior guard. Son of Mr. and Mrs. Carl F. Hansen of Edgar, Neb. Is a good defensive player. Strong and will probably be used as a defensive end. Sutton High School coach was Warner G. Carlson. Agriculture Economics major.




FLASH HELM—5-11, 184, 20, junior split-end. Parents are the Marlon Helms of Hayfield, Minn. Dad is policeman. A defensive halfback who came on strong at end of season last fall. Expected to pick up where left off last year. High school coach: Sheridan Jaeche. Foreign Language major.




RICHARD HORAK—5-11, 201, 20, junior guard. Son of the William Horaks of Worthington, Minn. Dad's in Minnesota Civil Service. Logged a lot of playing time last fall and is a real competitor. Fine student. High school coach: Milt Osterberg. Civil Engineering major.




ROBERT KENDALL—5-11, 191, 19, sophomore center. Parents are Mr. and Mrs. Robert Kendall of Waterloo, Iowa. Really likes the game of football and is a fine competitor. Slated for duty as a linebacker on defense. Major undecided.



TOM KREGER—5-11, 200, 20, junior guard. Son of Mr. and Mrs. Dorsey Kreger of Clear Lake. Dad is electric cooperative line superintendent. Had a good spring. Has all tools to be top football player. Richard James was his high school coach. Physical Education major.



## JACKRABBIT SKETCHES



**JAMES LANGER**—6-1½, 218, 19, sophomore tackle. Son of Mr. and Mrs. Alex J. Langer of Royalton, Minn. Former high school fullback who has made a good adjustment to the line. Excellent speed. Has shown well on blocking. Economics major.



**RON LARSEN**—6-3, 214, 21, senior tackle. Parents are the Alfred Larsens of Veblen. One of eight two-year lettermen on the squad. Is a good team player. Webster High School coach was Marv Rasmussen. Father is a blacksmith. Biology major.



**TONY LORENZ**—6-1, 202, 20, junior guard. Son of Mrs. Phyllis Lorenz of Lemmon. Mother is housewife. Makes a lot of tackles. Had a fine sophomore year at middle-guard. Very strong and has good lateral movement. High school coach: Fran Heinen. Industrial Arts major.




**JIM (TOD) MACIK**—5-10, 194, 20, senior tail-back. Parents are the Marvin Maciks of Hector, Minn. Father is heavy equipment operator. Capable to register the long runs. Real tough runner who was hampered part of last season by an injury. High school coach was Robert Hage. Physical Education major.




**RAY MACRI**—6-0, 211, 21, senior tackle. Son of Mrs. Ethel Macri, Chicago, Ill. Mother is cashier. Good leader. Outstanding defensive tackle. Plays best when the going gets tough. Coached by Lou Guida and Joe Magee at Chicago Mendel Catholic High. Economics major.


RICHARD MAGNUSON—6-2, 184, 19, sophomore tail-back. Parents are Mr. and Mrs. Richard J. Magnuson Sr. of Primghar, Iowa. One of the best all-around athletes at South Dakota State. Can do many things right on the football field. Is a fine defensive back. Industrial Arts major.




CRAIG MANSFIELD—6-2, 196, 19, sophomore tight-end. Son of Mr. and Mrs. Con Mansfield of Sioux City. Agile and quick for his size. Looked very good as a defensive end this past spring. Engineering major.




MARK MENTE—6-1½, 198, 19, sophomore split-end. Parents are Mr. and Mrs. Kenneth Mente of RRI, Tipton, Iowa. Is a real steady football player. Appears to have a good future in football. Agriculture Operations major.




TERRY MOE—5-11, 194, 19, sophomore guard. Son of the Warren L. Moes of St. Onge, S. D. Attended high school at Spearfish where played football as a back. Showed best as a linebacker this spring. Agriculture Engineering major.




JON NAUJOKAS—5-11, 188, 20, junior wingback. Parents are Mr. and Mrs. Jonas Naujokas of Bird Island, Minn. Was best at defensive halfback last year, but showed well as an offensive halfback this spring. High School coach was Jim Denevan, Physical Education major.




## JACKRABBIT SKETCHES




WAYNE ONKEN—6-2, 228, 20, senior tackle. Son of the Carl Onkens of Slayton, Minn. Missed last half of '66 season and has been hampered by injuries most of his collegiate career. Big, strong. Should be ready to go this fall. High School coach was Norman Ahrendt. Animal Science major.



BRYAN PEEKE—6-1, 186, 22, senior guard. Son of the A. P. Peekes of Volga. Dad is doctor. Fast, slashing type line-backer. Likes to play defense and is a good tackler. High school coach was Harry Prendergast. Physical Education major.



GLEN REINER—6-2½, 220, 19, sophomore tackle. Parents are Mr. and Mrs. Alvin Reiner of Tripp. Has the size and desire to become a good college football player. Lacks experience, but could have a good year. Mechanical Agriculture major.




TOM ROCKERS—6-3½, 201, 20, junior tight-end. Son of Mr. and Mrs. Harold Rockers of Austin, Minn. Father is meat packing firm employee. One of the top lineman. Hard-nosed and quick. Austin Pacelli High School coach was William Martin. Physical Education major.




TIM ROTH—6-2, 231, 19, sophomore tackle. Parents are Mr. and Mrs. Roland Roth of Madison, Minn. Should be in there fighting for a starting spot. He likes to play defense. Is big and strong. Wildlife major.




TOM SETTJE—5-10½, 171, 19, sophomore wingback. Son of Mr. and Mrs. Virgil Settje of Milbank. Can do many things on the football field. Might be best all-around half-back on the squad. Good speed and much desire. Electrical Engineering major.




CLAYTON SONNENSCHNEIN—6-0, 183, 21, senior fullback. Parents are Earl Sonnenscheins of Pierre. Good leader. Came into his own as defensive back later part of 1966 season. Averaged 32.4 yards per punt last season. Pierre Riggs High coach: Phil Trautner. Economics major.



RAY SPELLMAN—6-2, 202, 19, sophomore fullback. Son of Mr. and Mrs. Patrick Jones of Lemmon. Big, strong football player. Was at fullback on freshman squad. Has potential. Political Science major.




EMIL (SKIP) STANEC—5-11, 190, sophomore tail-back. Parents are Mr. and Mrs. Emil Stanec of Martin. Has lot of spirit. Should be a good defensive halfback. Shows promise, but needs experience. Animal Science major.



JOHN THOMAS—6-4½, 196, 20, junior split-end. Son of the Rev. and Mrs. Roger Thomas of Onida. Went to high school at Alexandria. Came out for college ball first time this spring and showed excellent talent. Excellent attitude and fine leader. Could be very fine end. physical Education major.



## JACKRABBIT SKETCHES



KENNETH VAHLE—6-0, 197, 20, junior guard. Son of Mrs. Alice Vahle of Stanton, Neb. Rugged player. Works best as a linebacker. High School coach was Fred Letheby. Played fullback in high school. Animal Science major.




GENE VOSTAD—6-2, 218, 21, senior center. Son of Mrs. Lillian Vostad, teacher at Volga. Big, strong center. Has many abilities. Coaches are expecting much from Gene this fall. Regular as a junior. High School coach was Harry Prendergast. Physical Education major.



BUTCH WHITE—6-1, 222, 19, sophomore center. Parents are Mr. and Mrs. C. E. White of Canton. Lacks experience. Shows best promise on defense. Good athletic ability. Physical Education major.




RODNEY WIPF—6-0, 200, 19, sophomore center. Son of Mr. and Mrs. Ernest Wipf of Huron. Hindered by injuries and missed spring grid practice. Has good ability and should develop with experience. Physical Education major.



JOHN POST—Second year as team manager. He is son of Mrs. John Post of Tyndall. Mother is clinic receptionist. Senior majoring in Physical Therapy.

MICHAEL GANNON—Son of Mr. and Mrs. Leo Gannon of Provo, he is in his first year as team manager. Father is school superintendent at Provo. Freshman Journalism major.



## ALPHABETICAL ROSTER

45	Allen, Alan.....	fb	68	Lorenz, Tony.....	g
15	Anderson, Tom.....	qb	28	Macik, Tod.....	tb
14	Ball, Tom.....	qb	74	Macri, Ray.....	t
69	Barnes, Duane.....	g	38	Magnuson, Richard...	tb-wb
16	Bozied, Bob.....	qb	80	Mansfield, Craig.....	te
26	Chicoine, Jeff.....	wb	86	Mente, Mark.....	se-te
22	Frazier, Monty.....	tb	65	Moe, Terry.....	g
64	Garhart, Marty.....	g	36	Naujokas, Jon.....	wb
76	Gimbel, Greg.....	t	78	Onken, Wayne.....	t
34	Girard, David.....	wb	55	Peeke, Bryan.....	c
48	Gonnerman, Darwin.....	fb	71	Reiner, Glen.....	t
18	Grein, John.....	qb	87	Rockers, Tom.....	te
88	Hagen, Clyde.....	te	77	Roth, Tim.....	t
82	Hagin, Terry.....	se	35	Settje, Tom.....	wb
79	Hamlin, Tom.....	t	44	Sonnenschein, Clayton...	fb
62	Hansen, Dennis.....	g	46	Spellman, Ray.....	fb
85	Helm, Flash.....	se	25	Stanec, Emil.....	tb
66	Horak, Richard.....	g	89	Thomas, John.....	se
24	Kendall, Robert.....	c	61	Vahle, Kenneth.....	g
70	Kreger, Tom.....	g	52	Vostad, Gene.....	c
	Langer, James.....	t	58	White, Butch.....	t
	Larsen, Ron.....	t	56	Wipf, Rodney.....	c

## LETTERMEN RETURNING — 24

Ends—Flash Helm (1), Tom Rockers (1); Tackles—Ron Larsen (2), Ray Macri (2), Wayne Onken (2), Tom Hamlin (2), Greg Gimbel (1); Guards—Tom Kreger (1), Kenneth Vahle (1), Dennis Hansen (1), Richard Horak (1), Tony Lorenz (1), Duane Barnes (1); Centers—Gene Vostad (2), Bryan Peeke (1); Fullbacks—Clayton Sonnenschein (2), Darwin Gonnerman (1); Halfbacks—Jeff Chicoine (2), Jim "Tod" Macik (2), David Girard (1), Jon Naujokas (1); Quarterbacks—Tom Anderson (1); Bob Bozied (1); John Grein (1).

## LETTERMEN LOST — 8

Ends—Mike Buss (3), Terry Sorensen (3), Rick Dietz (1); Centers—Bob Nelson (3), Dave Porter (2); Fullback—Gary Hyde (3); Halfback—Bob Hoeg (1); Quarterback—Pat Durkin (3).

# NUMERICAL VARSITY ROSTER

No.	Name	Position	Ht.	Wt.	Age	Class	Major	Hometown (High School)
14	Tom Ball	QB	6-0	185	19	Soph.	Civil Engineering	Madelia, Minn.
15	Tom Anderson*	QB	6-0	180	19	Jr.	Political Science	Sioux City (Central)
16	Bob Bozied*	QB	5-10	194	20	Jr.	Physical Education	Brookings
18	John Grein*	QB	5-11	187	20	Jr.	Mathematics	Lakefield, Minn.
22	Monty Frazier	TB	6-2	189	22	Jr.	History	Philadelphia, Pa. (Barthram)
25	Emil Stanec	TB	5-11	190	20	Soph.	Animal Science	Martin
26	Jeff Chicoine**	WB	5-11	185	21	Sr.	Agricultural Economics	Elk Point
28	Jim "Tod" Macik**	TB	5-10	194	20	Sr.	Physical Education	Hector, Minn.
34	David Girard*	WB	5-11	170	22	Sr.	Printing Management	Elk Point
35	Tom Settje	WB	5-10½	171	19	Soph.	Electrical Engineering	Milbank
36	Jon Naujokas*	WB	5-11	188	20	Jr.	Physical Education	Bird Island, Minn.
38	Richard Magnuson	TB-WB	6-2	188	19	Soph.	Industrial Arts	Primghar, Iowa
44	Clayton Sonnenschein (c-c)**	FB	6-0	183	21	Sr.	Economics	Pierre (Riggs)
45	Alan Allen	FB	6-1	185	19	Soph.	Civil Engineering	Madelia, Minn.
46	Ray Spellman	FB	6-2	202	19	Soph.	Political Science	Lemmon
48	Darwin Gonnerman*	FB	5-10	194	20	Jr.	Pre-Veterinary	Adrian, Minn.
52	Gene Vostad**	C	6-2	218	21	Sr.	Physical Education	Volga
54	Robert Kendall	C	5-11	191	19	Soph.	Undecided	Waterloo, Iowa
55	Bryan Peeke*	C	6-1	186	22	Sr.	Physical Education	Volga
56	Rodney Wipf	C	6-0	200	19	Soph.	Physical Education	Huron
58	Butch White	C	6-1	222	19	Soph.	Physical Education	Canton
60	Tom Kreger*	G	5-11	200	20	Jr.	Physical Education	Clear Lake
61	Kenneth Vahle*	G	6-0	197	20	Jr.	Animal Science	Stanton, Neb.
62	Dennis Hansen*	G	6-1	202	21	Sr.	Agricultural Economics	Edgar, Neb.
64	Marty Garhart	G	5-11	196	21	Jr.	Art	St. Onge (Spearfish)
65	Terry Moe	G	5-11	194	19	Soph.	Agricultural Engineering	Spearfish
66	Richard Horak*	G	5-11	201	20	Jr.	Civil Engineering	Worthington, Minn.
68	Tony Lorenz*	G	6-1	202	20	Jr.	Industrial Arts	Lemmon
69	Duane Barnes*	G	6-2	214	20	Jr.	Engineering Physics	Estelline
70	Ron Larsen**	T	6-3	214	21	Sr.	Biology	Webster
71	Glen Reiner	T	6-2	220	19	Soph.	Mechanized Agriculture	Tripp
74	Ray Macri** (c-c)	T	6-0	211	19	Sr.	Economics	Chicago, Ill. (Mendel)
75	James Langer	T	6-1½	218	19	Soph.	Economics	Royalton, Minn.
76	Greg Gimbel*	T	5-10	220	20	Jr.	Physical Education	Menno
77	Tim Roth	T	6-2	231	19	Soph.	Wildlife	Madison, Minn.
78	Wayne Onken**	T	6-2	228	20	Sr.	Animal Science	Slayton, Minn.
79	Tom Hamlin**	T	6-2	231	21	Sr.	Mathematics	Highmore
80	Craig Mansfield	TE	6-2	196	19	Soph.	Engineering	Sioux City (Riverside)
82	Terry Hagin	SE	6-2	181	19	Soph.	Civil Engineering	Bridegwater
85	Flash Helm*	SE	5-11	184	20	Jr.	Foreign Languages	Hayfield, Minn.
86	Mark Mente	SE-TE	6-1½	198	19	Soph.	Agricultural Operations	Tipton, Iowa
87	Tom Rockers*	TE	6-3½	201	20	Jr.	Physical Education	Austin, Minn. (Pacelli)
88	Clyde Hagen	TE	6-3½	221	19	Soph.	Physical Education	Webster
89	John Thomas	SE	6-4½	196	20	Jr.	Physical Education	Onida (Alexandria)

\*Denotes letters earned.

(cc): Co-captains.

Team Managers: John Post, Jr., Tyndall

Mike Gannon, Igloo

## PRONUNCIATION GUIDE

Coach Ginn	G as in Gun	Grein	Grine	Naujokas	Nah-OH-kiss
Coach Eischens	EYE-shuns	Kreger	KREE-ger	Onken	ON-kin
Coach Huether	HEAT-er	Lorenz	Lor-ENZ	Sonnenschein	SON-in-shine
Bozied	Bo-ZAYED	Macik	MAH-sic	Vahle	Valley
Chicoine	CHEEQwon	Macri	MAC-ree	Vostad	VAW-sted





**Pete Retzlaff**

Retires From Pro Ranks After 11 Seasons

## 1967 COMPOSITE NCC TEAMS' SCHEDULES

### September

9—N. Mich. at UNI  
NDSU at Mont. State  
UND at N. Arizona

16—Duluth at SDSU  
UNI at W. Illinois  
NDSU at Omaha  
Montana at UND  
G. Adolphus at Augie  
Lincoln U. at Morn.  
Wayne St. at USD

23—SDSU at Idaho St.  
UNI at NDSU  
Morn. at UND  
Aug. (RI) at Augie  
USD at Montana U.

30—NDSU at SDSU  
UND at UNI  
Augie at USD  
Morn. at Omaha

### October

7—SDSU at Morn.  
Milwaukee at NDSU  
UND at USD

Augie at UNI  
14—SDSU at UND  
NDSU at Augie  
UNI at Drake  
Morn. at USD  
21—USD at SDSU  
UND at NDSU  
Augie at Hiram Scott  
UNI at Morn.  
28—UNI at SDSU  
USD at NDSU  
UND at Montana State  
Morn. at Augie

### November

4—Drake at SDSU  
NDSU at Morn.  
Augie at UND  
USD at UNI  
11—SDSU at Augie  
N. Michigan at UND  
USD at Drake  
St. Cloud at Morn.  
E. Michigan at UNI  
18—SDSU at Tampa, Fla.

## Ex-Jackrabbits in NFL Prove Value of Small-College Players

Who says small-college football players can't make it in the "big-time"? South Dakota State has had 16 former gridgers go on to play in the National Football League, including four who were drafted and 12 free agents (the NFL draft was begun in 1939). The NFL has drafted 12 other ex-Jackrabbits who did not play.

Best-known ex-Stater in the NFL was Pete Retzlaff, 11-year veteran end for the Philadelphia Eagles. Acquired by the Eagles from Detroit in 1956 for the standard waiver price of \$100, Pete went on to become one of the league's top receivers. "It was the best \$100 the Eagles ever spent," according to General Manager Vince McNally. Retzlaff's best season was 1965 when he hauled down 66 passes for 1,190 yards and 10 TDs (third in the league). He was named to the all-NFL team, played in the Pro Bowl and was named Pro Player of the Year. Retzlaff ranks third among all-time NFL pass receivers with 452 pass receptions for 7,412 yards.

Wayne Rasmussen, drafted in 1964 by the Detroit Lions, is a former State gridder currently playing pro ball. A defensive back, he had a fine year last year with the Lions.

Retzlaff, Rasmussen, Meyer and Dominic Klawitter, center for the Chicago Bears in 1956 (an injury cut short his career), are the NFL players who were drafted. SDSU has produced almost half (15 or 36) of the NFL draftees from the North Central Conference, according to a survey by NFL publicity officials. Next in line are UND with five; NDSU and USD, each with four; SCI and Augustana, each with two; and Morningside with one.

Quarterback Ron Meyer, drafted in 1965 by the Chicago Bears, is the latest former Jackrabbit to try out in the big league. End Ed Maras also was drafted in 1965 by the Green Bay Packers, but declined in favor of a pro baseball contract with the Baltimore Orioles.

### Former SDSU Gridgers Who Played in the NFL

Paul Sheeks, 1921-22, Akron  
 Eldon Erickson, 1922, Minneapolis  
 John Beasey, 1924, Green Bay  
 Weert Englemann, 1930-33, Green Bay  
 Raymond Jenison, 1931, Green Bay  
 Joseph Crakes, 1933, Cincinnati  
 Israel Ginsberg, 1935, Boston  
 Alfred Arndt, 1935, Pittsburgh, Boston  
 Paul Miller, 1936-38, Green Bay  
 Mark Barber, 1937, Cleveland  
 Robert Pylman, 1938-39, Philadelphia  
 Douglas Eggers, 1954-57, Baltimore; 1958, Chicago Cardinals  
 Dominic Klawitter, 1956, Chicago Bears  
 Pete Retzlaff, 1956, Detroit; 1956-66, Philadelphia  
 Wayne Rasmussen, 1964-66, Detroit  
 Ron Meyer, 1966, Pittsburgh Steelers

### Former SDSU Gridgers Drafted by the NFL

'39 Bob Riddell, end, Philadelphia  
 '51 Harry Gibbons, back, Detroit  
 Dick Peot, tackle, Detroit  
 '53 Pete Retzlaff, back-end, Detroit  
 '55 Jerry Welch, back, Baltimore  
 '56 Dominic Klawitter, center, Chicago Bears  
 '57 Harwood Hoeft, end, Baltimore  
 '58 Wayne Haensel, tackle, New York  
 '59 Leroy Bergan, tackle, Baltimore  
 '61 Leland Bondhus, tackle, Green Bay  
 '62 Joe Thorne, back, Green Bay  
 Ron Frank, tackle, San Francisco  
 '64 Wayne Rasmussen, defensive back, Detroit  
 '66 Ron Meyer, quarterback, Chicago  
 Ed Maras, end, Green Bay

## SQUAD BREAKDOWN

### By Age

Nineteen .....	16
Twenty .....	17
Twenty-one .....	8
Twenty-two .....	3
(Ave. age 19.5)	

### By Class

Sophomores .....	17
Juniors .....	16
Seniors .....	11

### By States

South Dakota .....	24
Minnesota .....	12
Iowa .....	2
Nebraska .....	1
Illinois .....	1
Pennsylvania .....	1

(6 states represented)

## Assistants Help Regular Football Coaching Staff

The regular Jackrabbit football staff is aided each year by a number of assistants.

Helping with the grid chores this year will be Mike Roach, student assistant; James Steinberg, Alex Lindquist and James Vacura, all graduate assistants; and Jerry Ommen, assistant in football.

Graduate assistants helping James Booher, SDSU trainer, are Lloyd Kolker and Douglas Duffy.

Vacura, a 1957-58-59 football letterman at SDSU, will be helping with varsity backs. He has been teaching and coaching at Heron Lake, Minn., since graduation from SDSU.

Roach, Steinberg, Linquist and Ommen will all help with the freshman football squad. Roach is a student at SDSU. Steinberg graduated from Wisconsin State, Stevens Point, Wis., in 1966. He has been coaching at Shiocton High School, Wis.

Lindquist is a 1967 graduate of Wayne State, Detroit, Mich. Ommen graduated from Westmar College in 1965 and has been coaching at Anthon, Ohio.

Kolker and Duffy graduated this year from Westmar College and Concordia College, respectively.

## Coughlin-Alumni Stadium Has Outstanding Press Box Facilities

Coughlin-Alumni Stadium's Press Box is "home" for up to 50 newsmen, photographers, coaches, scouts, statisticians and halftime free-coffee-and-hot dog gourmets at South Dakota State's home football games. Constructed along with the 10,500-seat stadium in 1962, the \$23,000 facility is 100 feet long and 10 feet deep. It has six three-man booths and four two-man booths, plus a 40-foot working area with a capacity for 24 persons. State University was the only college in the nation in 1964 to earn the "Press Box Merit Award" from the Football Writers Association of America for providing "outstanding press box working facilities."



# RECORD AGAINST 1967 OPPONENTS

## U. OF MINNESOTA (DULUTH)

	SDS	MD
1966	27	0

## IDAHO STATE U.

(First meeting)

## N. D. STATE U.

	SDS	NDSU
1903	0	85
1908	11	5
1909	5	11
1910	6	3
1911	14	3
1913	7	6
1915	21	0
1917	21	14
1919	0	0
1920	27	7
1921	54	0
1922	13	0
1923	13	14
1924	14	0
1925	3	3
1926	21	0
1927	34	0
1928	27	6
1929	0	0
1930	0	24
1931	7	0
1932	6	12
1933	13	7
1934	38	0
1935	6	7
1936	0	7
1937	13	6
1938	6	13
1939	6	0
1940	7	0
1941	0	25
1942	14	0
1946	0	6
1947	7	0
1948	7	6
1949	33	13
1950	60	0
1951	7	7
1952	14	48
1953	32	14
1954	50	13
1955	33	7
1956	9	26
1957	32	14
1958	20	33
1959	6	8
1960	14	14
1961	41	12
1962	17	6
1963	40	25
1964	13	20
1965	13	41
1966	6	35

861                      606  
W—31; L—17; T—5

## MORNINGSIDE

	SDS	MORN.
1922	48	0
1923	24	26
1924	34	0
1926	21	6
1927	44	7
1928	13	7
1929	38	0
1930	0	13
1931	20	0
1932	26	6
1933	21	6
1934	7	13
1935	12	6

1936	0	13
1937	0	7
1938	14	13
1939	34	13
1940	6	6
1941	3	0
1942	3	0
1946	0	0
1947	13	0
1948	13	18
1949	27	20
1950	31	7
1951	28	26
1952	39	25
1953	31	29
1954	34	39
1955	21	21
1956	28	13
1957	7	7
1958	26	6
1959	32	34
1960	22	0
1961	56	0
1962	41	7
1963	28	22
1964	32	21
1965	20	25
1966	21	41

918                      503  
W—27; L—10; T—4

## U. OF NORTH DAKOTA

	SDS	UND
1906	5	4
1907	6	24
1914	14	3
1915	0	0
1916	14	7
1917	13	6
1919	9	7
1920	3	6
1921	27	14
1922	6	16
1923	6	12
1924	7	6
1926	6	0
1928	0	6
1929	6	7
1930	0	21
1931	6	34
1932	0	13
1933	18	2
1934	0	6
1935	6	6
1936	6	33
1938	0	37
1939	14	13
1940	0	6
1941	15	33
1942	8	19
1948	6	31
1949	0	19
1950	21	21
1951	21	12
1952	60	6
1953	13	13
1954	34	20
1955	14	6
1956	14	13
1957	53	21
1958	12	30
1959	6	0
1960	23	27
1961	13	14
1962	26	0
1963	7	6
1964	28	35
1965	7	14
1966	0	43

553                      672  
W—19; L—23; T—4

## U. OF SOUTH DAKOTA

	SDS	USD
1889	6	6
1900	0	17
1901	0	22
1902	0	10
1904	6	6
1905	0	17
1906	0	22
1910	0	33
1911	6	15
1912	7	73
1914	0	12
1915	0	7
1919	13	6
1920	3	7
1921	9	0
1922	7	7
1923	7	0
1924	10	3
1925	7	0
1926	0	0
1927	12	16
1928	13	0
1929	6	0
1930	13	6
1931	0	10
1932	0	0
1933	0	6
1933	14	0
1934	19	0
1935	2	7
1936	0	6
1937	2	12
1938	0	7
1939	7	21
1940	0	26
1941	0	40
1942	0	7
1946	20	0
1947	7	26
1948	0	33
1949	27	25
1950	54	28
1951	6	26
1952	21	21
1953	25	0
1954	20	19
1955	27	7
1956	14	19
1957	21	13
1958	7	28
1959	12	7
1960	28	7
1961	34	6
1962	24	0
1963	61	0
1964	7	10
1965	30	14
1966	22	18
	636	734

W-24; L-28; T-6

## U. OF NORTHERN IOWA

(Formerly SCI)

	SDS	UNI
1935	13	22
1936	13	0
1937	0	33
1940	2	12
1941	0	21

1942	0	38
1945	7	58
1946	6	6
1948	7	33
1949	14	13
1950	34	13
1951	48	6
1952	34	6
1953	52	17
1954	41	27
1955	34	20
1956	31	8
1957	23	14
1958	13	12
1959	12	13
1960	0	13
1961	36	13
1962	13	23
1963	27	41
1964	14	
1965	0	
1966	7	

481

559

W-12; L-13; T-2

## DRAKE U.

	SDS	DU
1945	0	34
1948	0	47
1949	0	40
1957	7	25
1958	12	6
1964	15	37
	34	189

W-1; L-5; T-0

## AUGUSTANA

	SDS	AUG.
1931	49	0
1946	26	6
1947	33	12
1948	20	6
1949	28	0
1950	20	12
1951	58	7
1952	47	6
1953	55	0
1954	68	0
1955	28	0
1956	20	21
1957	16	0
1958	20	6
1959	0	13
1960	20	
1961	41	
1962	28	
1963	28	
1964	27	14
1965	14	14
1966	19	13

665

180

W-18; L-3; T-1

## U. OF TAMPA

(First meeting)

## 1966 RECORDS OF JACKRABBITS, 1967 FOES

	W	L	T	PCT.	TP	OP
Drake University	8	2	0	.800	277	164
North Dakota State	8	2	0	.800	252	151
North Dakota U.	7	2	0	.788	296	130
Augustana College	5	4	0	.556	184	188
Minnesota-Duluth	5	3	1	.625	166	105
South Dakota U.	5	5	0	.500	225	160
University of Northern Iowa	4	5	0	.444	121	141
University of Tampa	4	5	0	.444	140	212
Morningside College	3	6	0	.333	153	234
Idaho State U.	3	6	0	.333	105	201
South Dakota State	3	7	0	.300	129	280

# 1966 SDSU INDIVIDUAL STATISTICS

## TOTAL OFFENSE

	Plays	Yds. Rush	Yds. Pass	Net Gain	Play Ave.
Darwin Gonnerman .....	159	552	0	552	3.5
Tom Anderson .....	156	-54	576	522	3.3
Jim "Tod" Macik .....	87	471	0	471	5.4
Bob Hoeg .....	81	379	0	379	4.6
Pat Durkin .....	76	-59	236	177	2.3
Dan Schmidt .....	34	83	0	83	2.4
Gary Hyde .....	7	14	0	14	2.0
Oran Sattler .....	2	9	0	9	4.5
Jon Naujokas .....	1	1	0	1	1.0
Clayton Sonnenschein .....	14	-7	0	-7	—
Bob Bozied .....	5	-1	0	-1	—
*Team .....	1	-10	0	-10	—

\*Resulted from high center pass

## KICKOFF RETURNS

	No.	Yds.	Ave.	TD	Long
Darwin Gonnerman .....	31	725	23.4	0	51
Jim "Tod" Macik .....	5	165	33.0	1	85
Jon Naujokas .....	7	130	18.5	0	25
Bob Hoeg .....	4	55	13.8	0	22
Terry Sorensen .....	1	8	8.0	0	8
Flash Helm .....	1	7	7.0	0	7
Mike Buss .....	3	3	1.0	0	3

## SCORING

	TD	Conversion Made			Conversion Att.			FG	Total
		Kick	Run	Catch	Kick	Run	Pass		
Jim "Tod" Macik .....	9	0	0	0	0	0	0	0-0	54
Terry Sorensen .....	4	0	0	0	0	0	0	0-0	24
Bob Nelson .....	0	12	0	0	17	0	0	3-6	21
Darwin Gonnerman .....	3	0	0	0	0	0	0	0-0	18
Mike Buss .....	1	0	0	0	0	0	0	0-0	6
Flash Helm .....	1	0	0	0	0	0	0	0-0	6
Pat Durkin .....	0	0	0	0	0	0	1	0-0	0

## RUSHING

	No.	YG	YL	Net	Ave.	Long
Darwin Gonnerman .....	159	598	46	552	3.5	37
Jim "Tod" Macik .....	87	498	27	471	5.4	81
Bob Hoeg .....	81	389	10	379	4.6	76
Dan Schmidt .....	34	90	7	83	2.4	10
Gary Hyde .....	7	17	3	14	2.0	7
Oran Sattler .....	2	9	0	9	4.5	6
Jon Naujokas .....	1	1	0	1	1.0	1
Clayton Sonnenschein .....	14	28	35	-7	—	7
Bob Bozied .....	3	2	3	-1	—	2
Tom Anderson .....	40	78	132	-54	—	14
Pat Durkin .....	16	11	70	-59	—	4

## PASSING

	Att.	Comp.	Int.	Yds.	TD	Long
Tom Anderson .....	116	55	8	576	6	30
Pat Durkin .....	60	25	7	236	3	35
Bob Bozied .....	2	0	0	0	0	0

## RECEIVING

	No.	Yds.	TD	Long
Terry Sorensen .....	22	278	4	35
D. Gonnerman .....	22	129	1	11
Mike Buss .....	15	156	1	24
Bob Hoeg .....	9	84	0	29
Flash Helm .....	4	69	1	26
Rick Dietz .....	4	23	0	9
J. "Tod" Macik .....	3	67	2	31
Dan Schmidt .....	1	6	0	6

## PUNTING

	No.	Yds.	Ave.	Long
C. Sonnenschein .....	53	1718	32.4	50
J. "Tod" Macik .....	10	323	32.3	58

## INTERCEPTION RETURNS

	No.	Yds.	Long
Flash Helm .....	2	31	17
Jeff Chicoine .....	3	2	2
Clayton Sonnenschein .....	2	30	18
Bob Bozied .....	1	44	44
John Grein .....	1	20	20
Dave Girard .....	1	18	18
Rick Dietz .....	1	3	3
Jon Naujokas .....	1	0	0

## PUNT RETURNS

	No.	Yds.	Ave.	Long
Darwin Gonnerman .....	16	233	14.6	95'
Jim "Tod" Macik .....	2	21	10.5	13
Greg Gimbel .....	1	12	12.0	12
Flash Helm .....	1	4	4.0	4
Bob Hoeg .....	1	2	2.0	2
Jon Naujokas .....	1	0		

## 1966 SDSU TEAM STATISTICS

### FIRST DOWNS

	SDS	Opp.
Rushing .....	76	111
Passing .....	30	54
Penalty .....	4	9
Total .....	110	174

### RUSHING

	SDS	Opp.
Times rushed .....	445	498
Yards gained .....	1721	2355
Yards lost .....	343	404
NET GAIN .....	1378	1951
Gain per try .....	3.1	3.9
Ave. per game .....	138	195

### PASSING

	SDS	Opp.
Attempted .....	178	206
Completed .....	80	92
Had intercepted .....	15	12
NET GAIN .....	812	1392
Gain per attempt .....	4.6	6.8
Ave. per completion .....	10.2	15.1
Ave. per game .....	81.2	139.2

### TOTAL OFFENSE

	SDS	Opp.
Plays (run, pass) .....	623	704
NET GAIN .....	2190	3343
Ave. per play .....	3.5	4.7
Ave. per game .....	219	334.3

### INTERCEPTIONS RETURNED

	SDS	Opp.
No. interceptions .....	12	15
Yards returned .....	148	258
Ave. per return .....	12.3	17.2
Longest return .....	56	44

### FUMBLES

	SDS	Opp.
Times fumbled .....	37	19
Fumbles lost .....	21	11

### PENALTIES

	SDS	Opp.
No. penalties .....	39	39
Yards penalized .....	391.5	295

### PUNTING

	SDS	Opp.
No. of punts .....	63	48
Yards punted .....	2041	1600
Had blocked .....	1	2
Ave. per punt .....	32.4	33.3
Longest punt .....	58	56

### PUNT RETURNS

	SDS	Opp.
No. returned .....	22	19
Yards returned .....	272	175
Ave. per return .....	12.4	9.2
Longest return .....	95	34

### KICKOFF RETURNS

	SDS	Opp.
No. returned .....	52	26
Yards returned .....	1093	443
Ave. per return .....	21	17
Longest return .....	85	33

### SCORING

	SDS	Opp.
Touchdowns .....	18	38
by rushing .....	7	21
by passing .....	9	16
by interception return .....	0	1
by punt return .....	1	0
by kickoff return .....	1	0
Conversions .....	12-18	28-38
by kicking .....	12-17	28-38
by passing .....	0-1	0-0
by running .....	0-0	0-0
Field goals .....	3-6	8
Safeties .....	0	0

### SCORING BY QUARTERS

	1	2	3	4
SDS .....	37	23	26	43
Opp. ....	60	129	42	49

## STATE'S THOUSAND YARD CLUB

(1,000 Yards or Better Total Offense in a Season)

Player	Year	Plays	Yards Rushing	Yards Passing	Total Offense
Ron Meyer, QB .....	1964	297	-181	1385	1204
Dean Koster, QB .....	1961	159	28	1147	1175
Warren Williamson, HB .....	1950	151	1014	89	1103
Jerry Welch, QB .....	1954	171	625	478	1103
Ron Meyer, QB .....	1963	165	-14	1091	1077
Pete Retzlaff, FB .....	1951	142	1016	0	1016
Ron Meyer, QB .....	1965	317	-119	1132	1013
Pete Retzlaff, FB .....	1952	137	1008	0	1008



# 1966 NCC INDIVIDUAL LEADERS

## PASSING

	G	Att.	Comp.*	Int.	Pct.	Yds.	TD
Corey Colchour, UND	6	216	116	5	.537	1555	13
Zeleznaek, Morn	6	137	68	12	.496	834	6
Sandbo, Aug.	6	143	60	8	.419	745	7
Terry Hanson, NDS	6	125	57	10	.456	867	9
Jim Nixon, USD	6	110	46	5	.418	429	6
Ed Mulholland, SCI	6	94	35	2	.372	465	1
Dick Olin, SCI	6	66	31	1	.469	443	4
Tom Anderson, SDS	6	70	31	6	.442	236	3
Pat Durkin, SDS	6	32	14	3	.437	122	1
Glenn Kuhr, USD	6	23	13	1	.565	151	2

## RUSHING

	G	No.	Yds.	Ave.
John Biezuns, USD	6	89	401	66.8
Terry Fox, SCI	6	100	393	65.5
L. Hultgren, USD	6	76	364	60.6
J. Quaderer, UND	6	79	361	60.1
Mark Osthus, Aug.	6	88	328	54.6
D. Gonnerman, SDS	6	96	313	52.1
R. Thomsen, SCI	6	83	298	49.6
Pete Porinsh, UND	6	72	289	48.1
Ken Rota, NDS	6	71	275	45.8
Steve George, Aug.	6	60	271	45.1

## TOTAL OFFENSE

	G	Plays	Yards*
C. Colchour, UND	6	243	1436
Gary Sandbo, Aug.	6	224	1003
Terry Hanson, NDS	6	166	955
Don Zeleznaek, Morn.	6	176	773
Jim Nixon, USD	6	150	614
Terry Fox, SCI	6	110	485
Ed Mulholland, SCI	6	127	428
Dick Olin, SCI	6	77	427
John Biezuns, USD	6	89	401
Larry Hultgren, USD	6	77	377

## KICKOFF RETURNS

	G	Plays	Yards*
Dan Duskin, Morn.	6	24	495
D. Gonnerman, SDS	6	17	377
Mike Renner, Aug.	6	17	313
Lon Scriven, SCI	6	15	273
Tod Macik, SDS	6	3	123
Jerry Quaderer, UND	6	4	107
Jon Naujokas, SDS	6	6	107
Jerry Hebert, UND	6	5	106
Steve George, Aug.	6	2	101
Larry Hultgren, USD	6	7	101

## PUNT RETURNS

	G	No.	Yards*
D. Gonnerman, SDS	6	11	176
L. Hultgren, USD	6	10	144
Dan Duskin, Morn.	6	10	99
Dan Loose, NDS	6	14	91
Ron Bergh, UND	6	8	86
Lon Scriven, SCI	6	12	72
Glen Nevils, NDS	6	4	49
Bill Predovich, UND	6	10	47
Tim Mahan, USD	6	8	46

## RECEIVING

	G	No.*	Yds.	Ave.
G. Knief, Morn.	6	36	376	3
Predovich, UND	6	34	419	2
M. Renner, Aug.	6	27	333	1
Terry Fox, SCI	6	26	417	3
Pete Porinsh, UND	6	24	356	6
Tim Mahan, USD	6	22	296	2
J. Conrad, UND	6	19	289	2
Hester, UND	6	18	206	1
Ratzloff, Aug.	6	15	202	4
Gonnerman, SDS	6	15	110	1

## SCORING

	G	TD	PAT	1-2	FG	TP*
P. Porinsh, UND	6	10	0-0	0	60	
E. Mann, UND	6	0	22-0	10	52	
J. Biezuns, USD	6	5	6-1	1	41	
Quaderer, UND	6	6	0-0	0	36	
S. George, Aug.	6	5	0-1	0	32	
Terry Fox, SCI	6	5	0-0	0	30	
Tod Macik, SDS	6	5	0-0	0	30	
Ken Rota, NDS	6	5	0-0	0	30	
Ratzloff, Aug.	6	4	0-1	0	26	
Hasbargen, NDS	6	4	0-0	0	24	
G. Nevils, NDS	6	4	0-0	0	24	

## PUNTING

	G	No.	Yds.	Ave.*
(Minimum 10 kicks)				
John Conrad, UND	6	25	1021	40.8
Dick Miller, SCI	6	30	1215	40.5
Greg Dahl, Morn.	6	35	1375	39.2
Gary Baack, Aug.	6	30	1124	37.4
Lynn King, SCI	6	17	583	34.2
Joe Collins, USD	6	28	945	34.1
Ted Jacobs, NDS	6	20	650	32.5
Sonnenschein, SDS	6	32	1019	31.8

## INTERCEPTIONS

	G	No.*	Yards
Bill Smith, SCI	6	5	81
Jim Moreland, Aug.	6	4	136
D. Christensen, Morn.	6	3	69
Lynn King, SCI	6	3	24
Don Abbott, USD	6	3	1

(9 others tied at 2 each)

\* DENOTES LEADERSHIP

# 1966 NCC TEAM STATISTICS

## PASSING

	G	Att.	Comp.	Pct.	Yds.	TD	Ave.*
UND	6	222	119	.536	1654	14	275.6
SCI	6	170	71	.417	1000	6	166.6
Morn.	6	152	75	.493	893	6	148.8
NDS	6	127	57	.448	867	9	144.5
Aug.	6	147	61	.415	731	7	121.8
USD	6	137	61	.445	637	8	106.1
SDS	6	103	45	.436	458	4	76.3

## TOTAL OFFENSE

	G	Plays	Yds.	Ave.*
UND .....	6	451	2297	382.8
NDS .....	6	435	1965	327.5
SCI .....	6	446	1827	304.5
Aug. ....	6	417	1693	282.1
USD .....	6	481	1683	280.5
Morn. ....	6	370	1394	232.3
SDS .....	6	371	1159	193.1

## TOTAL DEFENSE

	G	Plays	Yds.	Ave.*
NDS .....	6	361	1026	171.0
UND .....	6	418	1544	257.3
SCI .....	6	396	1663	277.1
USD .....	6	438	1676	279.3
SDS .....	6	421	1959	
Morn. ....	6	417	1982	
Aug. ....	6	420	2177	

## RUSHING

	G	Plays	Yds.	Ave.*
NDS .....	6	306	1098	183.0
USD .....	6	244	1046	174.3
Aug. ....	6	270	962	160.3
SCI .....	6	276	827	137.8
SDS .....	6	268	701	116.8
UND .....	6	229	643	107.1
Morn. ....	6	218	501	83.5

## SCORING

	G	TD	PAT			TP	Ave.*
			(1-2)	FG	Sf.		
UND	6	25	22-0	10	0	204	34.0
NDS	6	19	17-1	1	0	136	22.6
USD	6	18	6-1	1	1	123	20.5
SCI	6	13	9-2	5	1	108	18.0
Aug.	6	14	8-3	2	0	104	17.3
Morn.	6	13	12-0	2	0	90	15.0
SDS	6	10	6-0	3	0	75	12.5

## RUSHING DEFENSE

	G	Plays	Yds.	Ave.*
NDS .....	6	198	221	36.8
UND .....	6	258	823	137.1
USD .....	6	270	858	143.0
SCI .....	6	259	900	150.0
Morn. ....	6	272	937	156.1
Aug. ....	6	267	973	162.1
SDS .....	6	289	1066	177.6

## PASS DEFENSE

	G	Att.-Comp.	Yds.	Ave.*
UND	6	160-64	721	120.1
SCI	6	137-58	763	127.1
NDS	6	163-74	805	134.1
USD	6	168-76	818	136.3
SDS	6	132-60	893	148.8
Morn.	6	145-80	1045	174.1
Aug.	6	153-87	1204	200.6

\*DENOTES LEADERSHIP

## 1966 NCC ALL-CONFERENCE TEAM

### OFFENSIVE TEAM

Ends: \*LOWELL LINDERMAN, NDS; Andy Knudson, NDS  
 Tackles: Jim Silliman, AUG; Bob Hunter, NDS  
 Guards: \*RAY PEDERSEN, SCI; Bob Sciacca, NDS  
 Center: Dave Sagness, UND  
 Quarterback, \*COREY COLEHOUR, UND  
 Halfbacks: Terry Fox, SCI; Pete Porinsh, UND  
 Fullback: John Biezuns, USD  
 Flanker: Gayle Knief, MOR  
 Most Valuable Back—Colehour

### DEFENSIVE TEAM

Linebacker: \*ROGE BONK, UND; Don Abbott, USD; Mike Ahnenman, NDS, Rick Price, SCI  
 Backs: Rudy Baranko, NDS; Bob Toftey, UND; Dave Merkle, USD  
 Lineman: Jim Rupert, MOR; WALT ODEGAARD, NDS; Matt Vukelich, NDS; Wayne Welter, UND; Mike Gerlach, UND  
 Most Valuable Lineman—Abbott  
 (Names capitalized indicate returnees; \* indicates two-year returnees)

## FINAL 1966 NCC STANDINGS

	W	L	Pts.	OVERALL				Opp.
				Opp.	W	L	Pts.	
North Dakota U.....	5	1	204	65	7	2	296	130
North Dakota State.....	5	1	136	76	8	2	252	151
State College of Iowa.....	4	2	108	81	4	5	121	141
South Dakota U.....	2	4	123	104	5	5	225	160
Augustana .....	2	4	104	160	5	4	184	188
South Dakota State.....	2	4	75	163	3	7	129	280
Morningside .....	1	5	90	191	3	6	153	234

## NORTH CENTRAL CONFERENCE

School	Enrollment	Location	Population
South Dakota State University.....	5,013	Brookings, S. D.....	11,400
Augustana College.....	2,007	Sioux Falls, S. D. ....	65,466
University of South Dakota.....	4,250	Vermillion, S. D. ....	6,102
North Dakota State University.....	5,400	Fargo, N. D.....	48,500
University of North Dakota.....	7,075	Grand Forks, N. D. ..	39,000
University of Northern Iowa.....	7,418	Cedar Falls, Iowa.....	26,000
Morningside College.....	1,400	Sioux City, Iowa.....	89,159

## NCC RECORDS

### TEAM

- Scoring:** Best game ave. season—41.2 pts., SDS, 1954  
**Total Offense:** Best game ave. season—421.2 yds., SDS, 1961  
**Rushing:** Highest game ave. season—358.7 yds., SDS, 1951  
**Passing:** Best game ave. season—217.2 yds., UNI, 1954  
**Total Defense:** Smallest ave. yield season—114.7 yds., NDSU, 1965  
**Rushing Defense:** Smallest ave. yield season—16 yds., NDSU, 1965  
**Passing Defense:** Smallest ave. yield season—26.8 yds., NDSU, 1953  
**Victories:** Most for season—6, USD, 1951; UNI, 1960; SDS, 1963; NDSU, 1965 (all 6-0-0).

### INDIVIDUAL

- Scoring:** Most points season—72, Warren Williamson, SDS, 1950.  
**Total Offense:** Most yds. season—1,436, Corey Colehour, UND, 1966.  
**Rushing:** Most net yds. game—253, Randy Schultz, UNI vs. SDS, 1963.  
 Most net yds. season—757, Dan Boals, UNI, 1962  
**Passing:** Most net yds. season—1,555, Corey Colehour, UND, 1966  
 (completed 116 of 216)  
 Most completions season—116, Corey Colehour, UND, 1966 (1,555 yds.)  
**Receiving:** Most yds. gained season—677, Ken Hoogensen, Mor., 1964.  
 Most catches season—44, Ken Hoogensen, Mor., 1964.  
**Punting:** Best ave. season (over 10 kicks)—43.6 yds., Wayne Ailts, USD, 1956  
**Kickoff Returns:** Most yds. season—495, Dan Duskin, Mor., 1966 (24 returns)  
**Punt Returns:** Most yds. season, 248, Gary Boner, SDS, 1962 (17 returns)  
**Cumulative Punt, Kickoff Returns:** Most yds. season—594, Dan Duskin, Mor., 1966 (34 returns—10 punts, 99 yds., 24 kickoffs, 495 yds.)

## BOX SCORE ON NCC GRID TITLES

Team	Won	Tie	Last Title
<b>SOUTH DAKOTA STATE</b> .....	<b>9</b>	<b>5</b>	<b>1963</b>
North Dakota .....	8	3	1966
University of Northern Iowa .....	6	6	1964
North Dakota State .....	3	3	1966
Morningside .....	2	1	1956
South Dakota .....	2	3	1951
Augustana .....	1	1	1959
*Creighton .....	0	2	1927

\*No longer member of conference.

## NCC FOOTBALL CHAMPIONSHIPS

1922—South Dakota State	1947—Iowa State Teachers and South Dakota U.
1923—Morningside	1948—Iowa State Teachers
1924—South Dakota State	1949—South Dakota State and Iowa State Teachers
1925—Creighton and North Dakota State	1950—South Dakota State
1926—South Dakota State	1951—South Dakota U.
1927—Creighton and South Dakota U.	1952—Iowa State Teachers
1928—North Dakota U.	1953—South Dakota State
1929—North Dakota U.	1954—South Dakota State and Morningside
1930—North Dakota U.	1955—South Dakota State
1931—North Dakota U.	1956—Morningside
1932—North Dakota State	1957—South Dakota State
1933—South Dakota State	1958—North Dakota U.
1934—North Dakota U.	1959—Augustana
1935—North Dakota State	1960—Iowa State Teachers (now State College of Iowa)
1936—North Dakota U.	1961—South Dakota State and State College of Iowa
1937—North Dakota U.	1962—South Dakota State and State College of Iowa
1938—South Dakota U.	1963—South Dakota State
1939—South Dakota State, South Dakota U., North Dakota U.	1964—State College of Iowa (now U. of Northern Iowa), North Dakota U., North Dakota State
1940—Iowa State Teachers	1965—North Dakota State
1941—Iowa State Teachers	1966—North Dakota State, North Dakota U.
1942—Iowa State Teachers and Augustana	
1943-45—no conference competition	
1946—Iowa State Teachers	

## HOBO DAY RESULTS

(Won 32; Lost 16; Tied 5)

SDS	Opponents	
1912—6	Yankton	3
1913—36	School of Mines	0
1914—14	North Dakota	3
1915—0	South Dakota	7
1916—14	North Dakota	7
1917—21	N. D. State	14
1918—No	Game — WW I	
1919—9	North Dakota	7
1920—14	Hamline	0
1921—27	North Dakota	14
1922—7	South Dakota	7 tie
1923—27	Creighton	20
1924—10	South Dakota	3
1925—0	Creighton	19
1926—0	South Dakota	0 tie
1927—44	Morningside	7
1928—13	South Dakota	0
1929—6	North Dakota	7
1930—13	South Dakota	6
1931—6	North Dakota	34
1932—0	South Dakota	0 tie
1933—18	North Dakota	2
1934—19	South Dakota	0
1935—6	North Dakota	6 tie
1936—0	South Dakota	6
1937—20	Wichita	6
1938—0	South Dakota	7
1939—14	North Dakota	13
1940—0	South Dakota	26
1941—15	North Dakota	33
1942—0	South Dakota	7
1943—(Two Army Special Training Teams played 6-6 tie)		
1944—6	SDS ERC (Army)	0
1945—25	Hamline	0
1946—26	Augustana	6
1947—7	South Dakota	26
1948—20	Augustana	6
1949—27	South Dakota	25
1950—21	North Dakota	21 tie
1951—6	South Dakota	26
1952—60	North Dakota	6
1953—13	St. John's (Minn.)	26
1954—34	North Dakota	20
1955—27	South Dakota	7
1956—14	North Dakota	13
1957—21	South Dakota	13
1958—12	North Dakota	30
1959—12	South Dakota	7
1960—23	North Dakota	27
1961—34	South Dakota	6
1962—26	North Dakota	0
1963—61	South Dakota	0
1964—28	North Dakota	35
1965—30	South Dakota	14
1966—0	North Dakota	43
Scoring totals—		
SDS 892; Opp. 621		

# SOUTH DAKOTA STATE FOOTBALL HISTORY

## FULL SEASON RECORD      NCC RECORD

Year	W-L-T	Pct.	TP	OP	W-L-T	TP	OP	Place	Coach
1889	0-0-1	.500	6	6	No Conference	Play	-----	-----	Unavailable
1890	0-1-0	.000	0	22	No Conference	Play	-----	-----	Unavailable
1898	1-1-1	.500	68	11	No Conference	Play	-----	-----	Unavailable
1899	3-1-0	.750	90	62	No Conference	Play	-----	-----	Unavailable
1900	4-1-0	.800	128	23	No Conference	Play	-----	-----	Unavailable
1901	3-2-0	.600	102	44	No Conference	Play	-----	-----	Mr. Morrison
1902	3-2-0	.600	67	21	No Conference	Play	-----	-----	L. L. Gilkey
1903	1-2-0	.333	28	95	No Conference	Play	-----	-----	Unavailable
1904	4-2-1	.643	90	27	No Conference	Play	-----	-----	J. Harris Werner
1905	2-3-0	.400	74	122	No Conference	Play	-----	-----	Wm. M. Blaine
1906	3-1-0	.750	52	34	No Conference	Play	-----	-----	Wm. Juneau
1907	5-2-0	.714	108	42	No Conference	Play	-----	-----	Wm. Juneau
1908	3-3-1	.500	56	61	No Conference	Play	-----	-----	Wm. Juneau
1909	1-3-0	.250	61	28	No Conference	Play	-----	-----	J. M. Sauderson
1910	4-2-2	.625	76	64	No Conference	Play	-----	-----	J. M. Sauderson
1911	4-4-0	.500	60	89	No Conference	Play	-----	-----	Frederick Johnson
1912	2-3-1	.417	46	136	No Conference	Play	-----	-----	Harry "Buck" Ewing
1913	5-3-0	.625	147	82	No Conference	Play	-----	-----	Harry "Buck" Ewing
1914	5-2-0	.714	93	60	No Conference	Play	-----	-----	Harry "Buck" Ewing
1915	5-1-1	.786	163	7	No Conference	Play	-----	-----	Harry "Buck" Ewing
1916	4-2-0	.667	100	76	No Conference	Play	-----	-----	Harry "Buck" Ewing
1917	5-1-0	.833	149	84	No Conference	Play	-----	-----	Harry "Buck" Ewing
1918	No Games—World War I								
1919	4-1-1	.750	78	20	No Conference	Play	-----	-----	C. A. "Jack" West
1920	4-2-1	.643	66	27	No Conference	Play	-----	-----	C. A. "Jack" West
1921	7-1-0	.875	255	38	No Conference	Play	-----	-----	C. A. "Jack" West
1922	5-2-1	.688	202	57	4-1-1	111	37 1	-----	C. A. "Jack" West
1923	3-4-0	.429	121	85	2-3-0	78	51 4	-----	C. A. "Jack" West
1924	6-1-0	.857	91	28	5-0-0	75	16 1	-----	C. A. "Jack" West
1925	2-3-2	.400	20	45	1-1-2	13	25 5	-----	C. A. "Jack" West
1926	8-0-3	.864	157	24	3-0-2	56	14 1	-----	C. A. "Jack" West
1927	5-3-1	.611	189	89	2-2-0	90	36 3	-----	C. A. "Jack" West
1928	9-1-0	.900	230	25	3-1-0	53	19 2	-----	T. C. "Cy" Kasper
1929	5-4-1	.550	237	55	2-1-1	50	7 2	-----	T. C. "Cy" Kasper
1930	2-6-1	.278	48	197	1-3-0	13	64 4	-----	T. C. "Cy" Kasper
1931	6-3-0	.667	194	78	2-2-0	33	44 2	-----	T. C. "Cy" Kasper
1932	2-5-1	.313	70	96	1-2-1	32	31 4	-----	T. C. "Cy" Kasper
1933	6-3-0	.667	118	73	4-0-0	66	15 1	-----	T. C. "Cy" Kasper
1934	6-4-0	.600	189	72	2-2-0	65	19 4	-----	R. H. "Red" Threlfall
1935	4-4-1	.500	123	92	1-3-1	39	48 T-3	-----	R. H. "Red" Threlfall
1936	3-6-1	.350	51	116	1-4-1	19	59 7	-----	R. H. "Red" Threlfall
1937	4-5-0	.444	102	147	2-3-0	44	58 6	-----	R. H. "Red" Threlfall
1938	3-5-0	.375	69	109	2-3-0	48	76 4	-----	Jack Barnes
1939	7-2-0	.778	141	95	4-1-0	68	53 T-1	-----	Jack Barnes
1940	4-3-1	.563	78	57	2-3-1	16	50 5	-----	Jack Barnes
1941	2-5-0	.286	32	131	1-5-0	18	131 7	-----	Thurlo McCrady
1942	4-4-0	.500	65	92	3-3-0	45	64 4	-----	Thurlo McCrady
1943	No Games—World War II								
1944	1-1-0	.500	13	27	No Conference	Play	-----	-----	Thurlo McCrady
1945	1-4-1	.250	51	144	No Conference	Play	-----	-----	Thurlo McCrady
1946	3-3-2	.500	131	76	2-1-2	52	18 3	-----	Thurlo MsCrady
1947	4-5-0	.444	123	211	3-1-0	60	38 3	-----	Ralph Ginn
1948	4-6-0	.400	107	203	2-4-0	53	127 T-4	-----	Ralph Ginn
1949	7-3-0	.700	183	175	5-1-0	129	90 T-1	-----	Ralph Ginn
1950	9-0-1	.950	381	116	5-0-1	220	81 1	-----	Ralph Ginn
1951	8-1-1	.850	311	105	4-1-1	168	84 2	-----	Ralph Ginn
1952	4-4-1	.500	287	230	3-2-1	215	153 T-3	-----	Ralph Ginn
1953	5-3-1	.611	247	186	5-0-1	208	75 1	-----	Ralph Ginn
1954	7-2-0	.778	338	151	5-1-0	247	111 T-1	-----	Ralph Ginn
1955	6-2-1	.813	197	114	5-0-1	157	62 1	-----	Ralph Ginn
1956	4-5-0	.444	137	212	3-3-0	116	119 T-4	-----	Ralph Ginn
1957	6-2-1	.722	185	119	5-0-1	152	75 1	-----	Ralph Ginn
1958	4-5-0	.444	123	158	3-3-0	98	111 T-3	-----	Ralph Ginn
1959	2-7-0	.222	80	153	2-4-0	68	76 6	-----	Ralph Ginn
1960	5-4-1	.550	170	135	2-3-1	107	81 T-4	-----	Ralph Ginn
1961	8-2-0	.800	376	97	5-1-0	221	59 T-1	-----	Ralph Ginn
1962	7-2-1	.750	238	70	5-0-1	149	33 T-1	-----	Ralph Ginn
1963	9-1-0	.900	278	166	6-0-0	191	74 1	-----	Ralph Ginn
1964	2-8-0	.200	170	243	2-4-0	121	123 T-4	-----	Ralph Ginn
1965	1-8-1	.150	111	247	1-4-1	84	149 T-5	-----	Ralph Ginn
1966	3-7-0	.300	129	280	2-4-0	75	163 T-4	-----	Ralph Ginn
Totals	288-204-35	.585	9056	6662	123-80-21	3923	2819		

# SDSU FOOTBALL RECORDS

## RUSHING—Individual

Most times carried 1 game—30 by Joe Thorne vs State College of Iowa, 1961  
Most times carried 1 season—174 by Joe Thorne, 1961  
Most yards net gain 1 game—200 by Joe Thorne vs Morningside, 1961  
Most yards net gain 1 season—1016 by Pete Retzlaff, 1951  
Most yards net gain 2 seasons—2024 by Pete Retzlaff, 1951-52  
Best average for 1 season—112 yards per game by Pete Retzlaff, 1952  
Most times carried career—426 by Joe Thorne, 1959-61  
Most yards net gain career—2156 by Joe Thorne, 1959-61

## RUSHING—Team

Most times carried 1 game—84 vs Augustana, 1952  
Most times carried 1 season—624 in 1951  
Most yards net gain 1 game—532 vs Augustana, 1951  
Most yards net gain 1 season—3685 in 1951  
Fewest net yards 1 game—minus 17 vs Nebraska, 1963  
Fewest net yards season—509 in 1965

## PASSING—Individual

Most passes attempted one game—38 by Ron Meyer vs NDSU and UND, 1965  
Most passes attempted one season—254 by Ron Meyer, 1965  
Most passes attempted career—598 by Ron Meyer, 1963-65  
Most passes completed one game—23 by Ron Meyer vs Arkansas State, 1963  
Most passes completed season—114 (of 254) by Ron Meyer, 1965  
Most passes completed career—290 (of 598) by Ron Meyer, 1963-65  
Most passes had intercepted one game—3 by Herb Bartling vs North Dakota, 1950; Virg Riley vs SCI, 1952; Phil Edwards vs St. John's, 1953; Jerry Welch vs Marquette, 1953; Nig Johnson vs Montana State, 1956; John Meek vs South Dakota, 1958; Ron Meyer vs North Dakota State, 1963; Meyer vs Drake, 1964; Meyer vs North Dakota, 1965  
Most passes had intercepted one season—13 by Ron Meyer, 1965  
Most passes had intercepted career—27 by Ron Meyer, 1963-65  
Most net pass yards one game—289 by Ron Meyer vs Arkansas State, 1963  
Most net pass yards season—1,385 by Ron Meyer, 1964  
Most net pass yards career—3,608 by Ron Meyer, 1963-65  
Most touchdown passes one game—4 by Herb Bartling vs North Dakota State, 1949; Ron Meyer vs North Dakota State, 1963  
Most touchdown passes season—19 by Ron Meyer, 1963  
Most touchdown passes career—41 by Ron Meyer, 1963-65

## PASSING—Team

Most passes attempted one game—44 vs North Dakota State, 1965  
Most passes attempted season—317 in 1965  
Most passes completed one game—23 vs Arkansas State, 1963  
Most passes completed season—134 in 1965  
Most passes had intercepted one game—4 vs SCI, 1952; St. John's 1953; Arizona, 1956; Montana State, 1958; Morningside, 1966  
Most passes had intercepted season—18 in 1965  
Fewest passes had intercepted season—4 in 1963 (10 games); 1955 9 games)  
Most net pass yards one game—289 vs Arkansas State, 1963  
Most net pass yards season—1,419 in 1964  
Most touchdown passes one game—5 vs North Dakota, 1957; South Dakota, 1963  
Most touchdown passes season—23 in 1963

## RECEIVING

Most passes caught one game—11 by Wayne Rasmussen vs Arkansas State, 1963  
Most passes caught season—37 by Jack Rohrs in 1965  
Most passes caught career—89 by Ed Maras, 1963-65  
Most pass yards one game—171 by Dal Eisenbraun vs SCI, 1956 (7 cgt., 3 TD)  
Most pass yards season—470 by Roger Eischens, 1961  
Most pass yards career—1,098 by Ed Maras, 1963-65  
Most touchdown passes caught one game—4 by Don Bartlett vs NDSU, 1949  
Most touchdown passes caught season—7 by Wayne Rasmussen, 1963  
Most touchdown passes caught career—16 by Wayne Rasmussen, 1961-63  
Longest scoring pass—80 yds., Nig Johnson to Dal Eisenbraun vs SCI, 1956

## TOTAL OFFENSE—Individual

Most attempts one game—46 by Ron Meyer vs Augustana; North Dakota State; North Dakota, 1965  
Most attempts season—317 by Ron Meyer, 1965  
Most attempts career—779 by Ron Meyer, 1963-65  
Most yards one game—316 by Ron Meyer vs Arkansas State, 1963  
Most yards season—1,204 by Ron Meyer, 1964  
Most yards career—3,294 by Ron Meyer, 1963-65

## TOTAL OFFENSE—Team

Most yards 1 game—638 vs Bemidji Teachers, 1951  
Most yards 1 season—4,377 in 1951  
Number of plays run 1 game—99 vs Augustana, 1952  
Number of plays run 1 season—733 in 1951

## PUNTING—Individual

Most punts 1 game—12 by Dave Glasrud (31.7 ave.) vs N. D. State, 1964; 12 by Clayton Sonnenschein (31.3 ave.) vs N. D. State, 1966  
Most punts season—70 by Dave Glasrud (36.1 ave.), 1965  
Longest punt—68 yards by Bob Bresee vs South Dakota, 1951  
Best Ave. season (min. 25)—36.9 yds. (31 kicks) by Len Spanjers, 1957

## PUNTING—Team

Most punts 1 game—12 vs North Dakota State (31.7 ave.), 1964; 12 vs North Dakota State (31.3 ave.) vs N. D. State, 1966  
Most punts season—70 for 36.1 ave. in 1965  
Most punts had blocked 1 season—2 in 1950; 1951; 1952  
Best Ave. 1 game (min. 3) 45.0 yds. (4 kicks) vs South Dakota, 1958  
Best Ave. season—36.4 yds. (32 kicks) in 1950  
Worst Ave. season—30.1 yds. (44 kicks) in 1960

## SCORING—Individual

Most touchdowns season—14 by Warren Williamson, 1950  
Most field goals season—9 (of 18) by John Stone, 1962—(Includes 2 blkd.)  
Most points kicking season—51 by John Stone (24 PAT, 9 FG), in 1962  
Most points kicking career—84 by John Stone (55 PAT, 9 FG), 1960-62  
Most scoring 1 game—24 by Don Bartlett vs North Dakota State, 1949; Pete Retzlaff vs St. Cloud Teachers, 1952  
Most scoring 1 season—84 by Warren Williamson, 1950  
Most scoring career—221 by Jerry Welch, 1951-54  
Most conversion kicks season—36 by \*George Medchill, 1950; Dick Craddock, 1951 (\*attempt 51)  
Best conversion percentage—878 (36 of 41) by Dick Craddock, 1951

## SCORING—Team

Most scoring 1 game—85 vs Columbus, 1922  
Most scoring 1 season—381 in 1950  
Largest margin of victory—85-0 vs Columbus, 1922

## PASS INTERCEPTION RETURNS—Individual

Most interceptions 1 game—3 by Buck Osborne vs St. Cloud, 1952; Daryl Martin vs North Dakota, 1962  
Most interceptions 1 season—7 by Wayne Rasmussen, 1963  
Most interceptions career—12 by Wayne Rasmussen, 1961-63  
Most yds. return 1 game—85 by Roger Eischens vs Toledo, 1962  
Longest return—85 yds. by Roger Eischens (TD) vs Toledo, 1962  
Most yds. return 1 season—93 by Ken Ashmore (4 ret.), 1954  
Most yds. return career—110 by Wayne Rasmussen, 1961-63

## PASS INTERCEPTIONS—Team

Most interceptions 1 game—6 vs Augustana, 1950; St. Cloud, 1952  
Most interceptions 1 season—20 in 1950  
Most yds. return 1 game—140 vs Morningside (4 ret.), 1961  
Most yds. return 1 season—349 in 1964 (17 ret.)

## PUNT RETURNS—Individual

Longest runback—95 yds. TD by Darwin Gonnerman vs N. D. State, 1966  
Most returns 1 season—24 by Gary Boner, 1962  
Most yds. return 1 season—389 by Gary Boner, 1962  
Most yds. return career—675 by Jerry Welch, 1951-54—(41 ret., 16.0 ave.)

## PUNT RETURNS—Team

Most runbacks 1 game—8 vs St. Cloud, 1961  
Most runbacks season—44 in 1961 (407 yds. ret.)  
Most yds. ret. game—128 vs St. Cloud in 1961  
Most yds. ret. season—572 (41 ret.) in 1962  
Best return ave. season—15.1 (18 ret.) in 1955

## KICKOFF RETURNS—Individual

Most runbacks 1 game—9 by Jerry Welch vs Iowa State, 1952  
Most runbacks season—31 by Reed Sanderson, 1964; 31 by Darwin Gonnerman, 1966  
Most runbacks career—55 by Reed Sanderson, 1963-65  
Most yds. return 1 game—258 by Jerry Welch vs Iowa State, 1952 (9 ret.)  
Most yds. return season—725 by Darwin Gonnerman, 1966  
Most yds. return career—1,120 by Reed Sanderson (55 ret.), 1963-65  
Longest return—95 yds. (TD) by Jerry Welch vs Iowa State, 1952

## KICKOFF RETURNS—Team

Most runbacks 1 game—10 (164 yds.) vs Arizona, 1956  
Most runbacks season—52 in 1966  
Most yds. ret. 1 game—258 vs Iowa State, 1952  
Most yds. ret. season—1093 in 1966  
Best ret. ave. season—23.5 (27 ret.) in 1957



## DEFENSE

Fewest yds. rushing by opp. 1 game—2 by Mankato State, 1954  
 Fewest yds. rushing by opp. season—1061 in 1955 (9 games)  
 Most yds. rushing by opp. 1 game—442 by Montana State, 1959  
 Most yds. rushing by opp. season—2604 in 1964 (10 games)  
 Fewest yds. passing by opp. season—481 in 1960  
 Most yds. passing by opp. 1 game—310 by UND, 1966  
 Most yds. passing by opp. season—1392 in 1966  
 Most passes compl. by opp. 1 game—20 by UND, 1966  
 Most passes compl. by opp. season—92 in 1966  
 Most TD passes by opp. one game—4 by Iowa State, 1952; SCI, 1952; Arizona, 1956  
 Most TD passes by opp. season—16 in 1966 (10 games)  
 Fewest TD passes by opp. season—2 in 1951 (10 games); 1959 (9 games)  
 Fewest net yds. by opp. 1 game—53 by Mankato State, 1954  
 Fewest net yds. by opp. season—1688 in 1955 (9 games)  
 Most net yds. by opp. 1 game—606 by Arizona, 1956  
 Most net yds. by opp. season—3,437 in 1965 (10 games)  
 Most total first downs by opp. 1 game—30 by Arizona, 1956  
 Fewest total first downs by opp. 1 game—3 by South Dakota, 1962  
 Most first downs rushing by opp. 1 game—21 by Montana State, 1959  
 Fewest first downs rushing by opp. 1 game—1 by SCI, 1955  
 Most first downs passing by opp. one game—12 by Parsons in 1965; 12 by UND in 1966  
 Most first downs by penalty by opp. one game—3 by Montana State, 1962; 3 by South Dakota, 1963; 3 by SCI, 1964; 3 by North Dakota State, 1966  
 Most yds. opp. penalized 1 game—118 on Montana State, 1957  
 Most points by opp. 1 game—86-6 by Kansas, 1947  
 Most points by opp. season—280 in 1966 (10 games)  
 Most TDs by opp. 1 game—9 by Arizona, 1956

## MISCELLANEOUS

Longest sustained drive—99 yds. 2'6" vs South Dakota U., 1955  
 Longest scoring scrimmage run—91 yards by Jerry Welch vs St. Thomas, 1954  
 Most yards kickoff and punt returns 1 season—722 by Reed Sanderson, 1964 (12 punts —75 yds., 31 kickoff—647 yds.)  
 Most games won 1 season—9 in 1928, 1950, 1963  
 Most punts blocked 1 season—5 in 1957  
 Longest consecutive game scoring streak—50—last 3 games in 1949 through first 2 games in 1956  
 Longest field goal—42 yards by Bob Nelson vs South Dakota, 1965  
 Most field goals game—3 by Frank Kelley, 1926; 3 by Bob Nelson vs South Dakota, 1966  
 Most first downs by penalty game—4 vs Augustana in 1965  
 Most first downs by penalty season—9 in 1962, 1965

## CAREER RECORDS OF SDSU COACHES

Period	Coach	Seasons	W	L	T	Pct.	Pts.	Opp. Pts.
1901	Mr. Morrison	1	3	2	0	.600	102	44
1902	L. L. Gilkey	1	3	2	0	.600	67	21
1904	J. Harrison Werner	1	4	2	1	.643	90	27
1905	William M. Blaine	1	2	3	0	.400	74	127
1906-08	William Juneau	3	11	6	1	.639	216	
1909-10	J. M. Saunderson	2	5	5	2	.500	137	
1911	Frederick Johnson	1	4	4	0	.500	60	89
1912-17	Harry "Buck" Ewing	6	26	12	2	.675	698	445
1919-27	C. A. "Jack" West	9	44	17	9	.693	1,179	413
1928-33	T. C. "Cy" Kasper	6	30	22	3	.573	897	524
1934-37	R. H. "Red" Threlfall	4	17	19	2	.474	465	427
1938-40	Jack Barnes	3	14	10	1	.580	288	261
1941-46	Thurlo McCrady	5	11	17	3	.403	292	470
1947-66	Ralph Ginn	20	105	77	9	.577	4,171	3,371

## TEN BIGGEST JACKRABBIT SCORES

(Against Collegiate Foes)

1922	Columbus College	85-0
1961	St. Cloud State	73-0
1915	Yankton College	72-0
1929	*Western Union	72-0
1954	Augustana College	68-0
1927	Huron College	67-0
1954	Mankato State	66-0
1917	Gustavus Adolphus	64-0
1928	Dakota Wesleyan	63-0
1946	Manitoba U.	61-0
1963	South Dakota U.	61-0

\*Now known as Westmar College

## WORST JACKRABBIT DEFEATS

1947	Kansas U. ....	6-86
1903	North Dakota State .....	0-85
1905	Minnesota U. ....	0-81
1912	South Dakota U. ....	7-73
1917	Minnesota U. ....	0-64
1956	Arizona U. ....	0-60
1945	State College of Iowa (now U. of Northern Iowa) .....	7-58
1930	Wisconsin U. ....	7-58
1963	Nebraska U. ....	7-58
1899	Dakota Wesleyan .....	0-57
1966	North Dakota U. ....	0-43
1965	State College of Iowa (now U. of Northern Iowa) .....	0-41

## MOST COMBINED POINTS

92	Kansas U. (6-86) .....	1947
85	North Dakota State (0-85) .....	1903
85	Columbus College (85-0) .....	1922
82	South Dakota U. (54-28) .....	1950
81	Minnesota U. (0-81) .....	1905
81	State College of Iowa (now U. of Northern Iowa) (34-47) .....	1952
80	South Dakota U. (7-73) .....	1912
76	Iowa State U. (19-57) .....	1952
74	North Dakota (53-21) .....	1957
73	Morningside (34-39) .....	1954
73	St. Cloud State (73-0) .....	1961

## FUTURE JACKRABBIT SCHEDULES

### 1968

(Five Home Games)

- Sept. 14—Weber State at Brookings
- Sept. 21—North Dakota State at Fargo
- Sept. 28—Morningside at Brookings
- Oct. 5—UNI at Cedar Falls
- Oct. 12—North Dakota at Brookings
- Oct. 19—South Dakota at Vermillion
- Oct. 26—Youngstown U. at Youngstown
- Nov. 2—Augustana at Brookings
- Nov. 9—Idaho State U. at Brookings
- Nov. 16—Drake U. at Des Moines

### 1969

(Five Home Games)

- Sept. 13—Weber State at Ogden, Utah
- Sept. 20—Drake U. at Brookings
- Sept. 27—Morningside at Sioux City
- Oct. 4—UNI at Brookings
- Oct. 11—North Dakota at Grand Forks
- Oct. 18—South Dakota at Brookings
- Oct. 25—Youngstown U. at Brookings
- Nov. 1—Augustana at Sioux Falls
- Nov. 8—North Dakota State at Brookings
- Nov. 15—Arizona State Col. at Flagstaff

### 1970

(Five Home Games)

- Sept. 12—College of St. Thomas at Brookings
- Sept. 19—Mankato State College—Away
- Sept. 26—University of Northern Iowa at Cedar Falls
- Oct. 3—(opponent not yet scheduled—Away)
- Oct. 10—North Dakota U. at Brookings
- Oct. 17—South Dakota U. at Vermillion
- Oct. 24—Augustana at Brookings
- Oct. 31—North Dakota State at Fargo
- Nov. 7—Morningside at Brookings
- Nov. 14—Montana University at Brookings

## ALL-TIME RECORD WITH ALL OPPONENTS (1889-1966)

Opponents	GP	W	L	T		GP	W	L	T
Arizona	1	0	1	0	Michigan State	1	0	1	0
Arkansas State	2	1	1	0	Minnesota	6	0	6	0
Augustana	22	18	3	1	Minnesota "B"	1	1	0	0
Bemidji State	4	3	1	0	Minnesota, Duluth Branch	1	1	0	0
Bradley U.	1	0	1	0	Minot Teachers	1	0	1	0
Buena Vista	3	2	1	0	Montana State	11	2	9	0
Carleton	4	2	2	0	Moorhead State	3	3	0	0
Catholic U.	1	0	1	0	Morningside	41	27	10	4
Central (Ia.)	1	1	0	0	Nebraska	1	0	1	0
Cincinnati	1	0	1	0	Nebraska Wesleyan	1	0	0	1
Colorado St. Col.	8	6	2	0	North Dakota	46	19	23	4
Colorado St. U.	2	0	2	0	North Dakota State	53	31	17	5
Columbus College	4	2	0	2	Northern (S.D.)	12	12	0	0
Concordia	2	0	1	1	Northwest Missouri	1	1	0	0
Creighton	10	6	3	1	Oklahoma City U.	1	0	1	0
Dakota Wesleyan	23	12	9	2	Omaha U.	7	5	1	1
DePaul U.	2	0	2	0	Parsons (Iowa)	1	0	1	0
Des Moines U.	1	1	0	0	Pipestone (City)	1	1	0	0
Detroit U.	2	1	1	0	Pipestone High	1	1	0	0
Drake U.	6	1	5	0	S. D. State Army	1	1	0	0
Duquesne	1	0	1	0	Sioux Falls (City)	2	0	2	0
Emporia (Kan.) St.	1	1	0	0	Sioux Falls High	1	1	0	0
Flandreau	5	5	0	0	S. Dakota Mines	8	5	2	1
Flandreau Indians	4	3	1	0	South Dakota	58	24	28	6
Fresno State	1	0	1	0	Southern (S. D.)	2	2	0	0
General Beadle	4	3	0	1	St. Cloud	6	5	1	0
Gustávus Adolphus	2	2	0	0	St. John's	1	0	1	0
Hamlin U.	5	4	1	0	St. Louis U.	2	1	1	0
Hawaii U.	1	1	0	0	St. Norbert	2	1	1	0
Huron College	25	22	3	0	St. Olaf	4	3	1	0
Iowa State	2	0	2	0	St. Regis	1	1	0	0
U. of North. Iowa	27	12	13	2	St. Thomas	5	3	2	0
Kansas State	2	0	2	0	Toland's	1	1	0	0
Kansas U.	1	0	1	0	Toledo	2	1	1	0
LaCrosse State	3	2	1	0	Trinity	1	1	0	0
Loras	3	0	3	0	Watertown	1	1	0	0
Loyola	2	0	1	1	Wayne (Mich.)	1	1	0	0
Luther	1	1	0	0	*Western Union	2	2	0	0
Macalester	2	1	0	1	West Texas State	1	0	1	0
Madison High	1	1	0	0	Wichita	5	1	4	0
Manitoba U.	1	1	0	0	Wisconsin	9	1	8	0
Mankato State	5	3	2	0	Yankton College	14	9	4	1
Marquette	5	0	5	0	Youngstown	1	0	1	0
Michigan Normal	2	1	1	0					

\*Now known as Westmar

### JACKRABBIT AWAY-GAME ITINERARY

IDAHO STATE UNIVERSITY (Saturday, Sept. 23)—Leave Brookings at 7:30 a.m. Friday by charter bus to Sioux Falls. Commercial airline from Sioux Falls to Pocatello. Stay at Bannock Hotel in Pocatello. Arrive home via same procedure 9:15 p.m. Sunday, Sept. 24.

MORNINGSIDE COLLEGE (Saturday, Oct. 7)—Leave Brookings at 2:30 p.m. Saturday by charter bus. Return after game and arrive home about 1:30 a.m. Sunday.

UNIVERSITY OF NORTH DAKOTA (Saturday, Oct. 14)—Leave Brookings 8:30 a.m. Friday by charter bus. Stay at Ryan Hotel. Return after game and arrive home at 11 p.m. Saturday.

AUGUSTANA COLLEGE (Saturday, Nov. 11)—Leave Brookings at 11 a.m. Saturday by charter bus. Return after game and arrive home about 8 p.m.

UNIVERSITY OF TAMPA (Saturday, Nov. 18)—Leave Brookings at 10:30 a.m. Friday by charter bus to Sioux Falls. Charter plane from Sioux Falls to Tampa. Stay at Hillsboro Hotel in Tampa. Return by plane to Sioux Falls and bus from Sioux Falls to Brookings. Arrive home about 9 p.m. Sunday.

# SDSU SCORES OF LAST DECADE

## 1957 (W—6; L—2; T—1)

Montana State	6	13
Iowa Teachers	23	20
Drake	7	25
Augustana	16	0
North Dakota U.	53	21
South Dakota U.	21	13
North Dakota State	32	14
Morningside	7	7
Mankato State	20	6
	<u>185</u>	<u>119</u>

## 1962 (W—7; L—2; T—1)

U. of Toledo	25	14
Arkansas State Col.	7	9
Montana State Col.	10	14
Augustana College	28	7
U. of North Dakota	26	0
U. of South Dakota	24	0
N. D. State U.	17	6
State College of Iowa	13	13
Morningside College	41	7
Colo. State College	47	0
	<u>238</u>	<u>70</u>

## 1958 (W—4; L—5)

Drake	12	6
Marquette	7	18
Montana State	6	23
Augustana	20	6
North Dakota U.	12	30
South Dakota U.	7	28
North Dakota State	20	33
Morningside	26	6
Iowa Teachers	13	8
	<u>123</u>	<u>158</u>

## 1963 (W—9; L—1)

Montana State	9	6
Nebraska	7	58
Colorado State	54	14
Augustana	28	8
U. of North Dakota	7	6
U. of South Dakota	61	0
N. D. State U.	40	25
State College of Iowa	27	13
Morningside College	28	22
Arkansas State	17	14
	<u>278</u>	<u>166</u>

## 1959 (W—2; L—7)

Montana State	0	27
Colorado State	0	22
Kansas State	12	28
Augustana	0	13
North Dakota U.	6	0
South Dakota U.	12	7
North Dakota State	6	8
Morningside	32	34
Iowa Teachers	12	14
	<u>80</u>	<u>153</u>

## 1964 (W—2; L—8)

Montana State	14	46
Fresno State	14	30
Augustana	27	14
N. D. State U.	13	20
U. of North Dakota	28	35
U. of South Dakota	7	10
Morningside	32	21
State Col. of Iowa	14	23
Drake U.	15	37
Mankato State	6	7
	<u>170</u>	<u>243</u>

## 1960 (W—5; L—4; T—1)

Bemidji State	22	6
Kansas State	6	20
Montana State	20	14
Augustana	20	21
North Dakota U.	23	27
South Dakota U.	28	7
North Dakota State	14	14
Morningside	22	0
Iowa Teachers	0	12
Colorado State	15	14
	<u>170</u>	<u>135</u>

## 1965 (W—1; L—8; T—1)


Montana State	0	22
Parsons (Iowa)	0	10
Augustana	14	14
North Dakota State	13	41
North Dakota	7	14
South Dakota	30	14
Morningside	20	25
State College of Iowa	0	41
Colorado State Univ.	20	52
Mankato State	7	14
	<u>111</u>	<u>247</u>

## 1961 (W—8; L—2)

Bemidji State	34	8
Colorado State	36	13
St. Cloud State	73	0
Montana State	12	17
Augustana	41	14
North Dakota U.	13	14
South Dakota U.	34	6
N. D. State U.	41	12
Morningside	56	0
State College of Iowa	36	13
	<u>376</u>	<u>97</u>

## 1966 (W—3; L—7; T—0)

Montana State U.	6	41
U. of Minn. (Duluth Branch)	27	0
Colorado State U.	14	45
North Dakota State	6	35
Morningside	21	41
U. of North Dakota	0	43
U. of South Dakota	22	18
State College of Iowa	7	13
Colorado State College	7	31
Augustana College	19	13
Totals	<u>129</u>	<u>280</u>



## SDSU Marching Jackrabbit Band Adds Zip to Home Football Games

One of the best Upper-Midwest university bands, the SDSU Marching Jackrabbit band appears at all home games, providing rousing marches and smart formations for State's football partisans.


The 155-member band is one of the most sought after in the North Central Conference. It will appear at a Minnesota Vikings professional game this fall for the sixth consecutive year. In the five previous appearances at Vikings' games, the Marching Jackrabbits have been on national television four times.

So far the band has received invitations to appear at Minnesota Vikings, Green Bay Packers and Winnipeg Blue Bombers games. The band is being considered by CBS as a representative of the Northern-state bands for one of the pro-bowl football games. Complementing the band are five majorettes, two drum majors and about 30 alternate musicians.




### Warren Hatfield, director of bands

A 1952 graduate of State College of Iowa, he was appointed director of bands at State in 1961, after serving four years as a high school music director and four years as a bandsman in the U. S. Air Force. Hatfield earned his master's degree in 1959 at the University of Iowa. While on a sabbatical leave at Iowa studying for his doctorate in 1965-66, he was assistant director of Iowa's band on a three-month tour of the Soviet Union and Europe. He and his wife, Gretchen, are parents of two children.



### John Colson, associate director

Joining State's staff in 1965, he served as band director during Warren Hatfield's sabbatical leave. Colson earned his bachelor's degree in 1955 and his master's degree the following year at the University of Iowa. Before coming to SDSU he directed high school bands in Iowa and Colorado. He and his wife, Nancy, are parents of three sons.



## **SOUTH DAKOTA STATE UNIVERSITY**

South Dakota State University is beginning its 83rd year of continuous service to South Dakota and the region. Founded by act of the Territorial Legislature passed on February 21, 1881, the first building was erected in 1883 and classes began September 24, 1884.

SDSU, the state's land-grant institution, is the largest institution of higher education in the state with a fall enrollment predicted at 5,100. It is one of 68 land-grant institutions established under the Morrill Act of 1862.

The University campus is ornamented with many varieties of beautiful trees and shrubs, and laid out with necessary walks and drives. Adjoining to the east are the horticulture gardens, and to the north, northeast, and northwest are the college farms.

Approximate value of equipment and the University's physical plant, which includes over 70 buildings, is \$40 million. The University owns a total of 1,580 acres in the Brookings area. When the substations and Camp Lakodia are included the total acreage is 4,591.

The University is composed of six colleges—Agriculture and Biological Sciences, Engineering, Home Economics, Nursing, Pharmacy, Arts and Science—and the General Registration Division. Graduate studies are offered and advanced degrees awarded in a variety of fields.

SDSU is the first institution in the state to hold full accreditation for doctoral programs from the North Central Association of Colleges and Secondary Schools. Full accreditation for Ph.D. study is offered in agronomy, animal science, agricultural economics and plant pathology. Preliminary accreditation is offered in chemistry and sociology.

Brookings, site of the University, is located in the eastern part of the state just 20 miles from the Minnesota border and 60 miles north of Sioux Falls, the state's largest city. The city is situated on the Chicago and Northwestern Railway, on U. S. Highways Number 14 and Number 77 and has regular airline service at the Brookings Municipal Airport.

Intercollegiate competition is carried on in eight sports—football, cross country, basketball, wrestling, indoor and outdoor track, baseball, golf and tennis. League titles are settled in each.

The University is a charter member of the North Central Intercollegiate Athletic Conference, joining in 1921.

# **JACKRABBIT ATHLETIC STAFF**

**South Dakota State University: Area Code 605, 692-6111**

**ATHLETIC DIRECTOR**  
Stan Marshall (SDSU '50)  
Ext. 474 Home: 692-5296

**ATHLETIC BUSINESS MANAGER**  
Merl A. Hamak (SDSU '62)  
Ext. 420 Home: 692-6716

**FACULTY REPRESENTATIVE**  
Herbert B. MacDougal (Miami, O. '27)  
Ext. 225 Home: 692-2666

**HEAD FOOTBALL COACH AND  
ASSOCIATE ATHLETIC DIRECTOR**  
Ralph Ginn (Tarkio '31)  
Ext. 450 Home: 692-4293

**ASSISTANT FOOTBALL COACH**  
Ervin Huether (Yankton '43)  
Ext. 461 Home: 692-4076

**ASSISTANT FOOTBALL COACH**  
Roger Eischens (SDSU '63)  
Ext. 450 Home: 692-5477

**ASSISTANT FOOTBALL COACH**  
David S. Kragthorpe (Utah '55)  
Ext. 450 Home: 692-9171

**ASSISTANT FOOTBALL COACH**  
Richard Newman (Colo. St. '66)  
Ext. 493 Home: 692-2283

**BASKETBALL COACH**  
Jim Marking (SDSU '50)  
Ext. 475 Home: 692-5620

**ASSISTANT BASKETBALL AND GOLF COACH**  
Don Jacobsen (SDSU '61)  
Ext. 475 Home: 692-6821

**COORDINATOR OF HEALTH EDUCATION  
AND GYMNASTIC COACH**  
Pete Torino (BHTC '57)  
Ext. 491 Home: 692-6827

**TRAINER**  
Jim Booher (Neb. Wesleyan '65)

**TRACK AND CROSS COUNTRY COACH**  
Aubrey Dooley (Oklahoma State '61)  
Ext. 461 Home: 692-4537

**COORDINATOR OF INTRAMURALS AND RECREATION;  
WRESTLING COACH**  
Warren Williamson (SDSU '51)  
Ext. 491 Home: 692-4703

**BASEBALL COACH**  
Ervin Huether

**COORDINATOR, GRADUATE PROGRAM, TENNIS COACH**  
Glenn E. Robinson (Monmouth '32)  
Ext. 368 Home: 692-2847

**EQUIPMENT MANAGER**  
John A. Johnson (SDSU '27)

**STADIUM AND GROUNDS STAFF**  
Mel Dahl, Milton Anderson



## TICKET INFORMATION

**SEASON TICKETS:** Reserved seats for the five University home games, \$15.

**HOBO DAY:** Oct. 21 vs. U. of South Dakota—All Seats Reserved—\$4

**PER INDIVIDUAL GAMES:** Reserved seats \$3; General Admission \$2; High School students \$1; Grade School students (when accompanied by adult) \$.50.

**ADDRESS TICKET INQUIRIES TO:** Athletic Ticket Office, Gymnasium, South Dakota State University, Brookings, S. D. 57006. Phone: 692-6111, Ext. 420.

## SDSU NEWS OUTLETS

### NEWSPAPER AND WIRE SERVICES

Sports Editor, The Register, Brookings  
Mike Atkins, South Dakota Collegian, SDSU, Brookings  
John Egan, Argus-Leader, Sioux Falls  
Harl Andersen, Associated Press, Sioux Falls  
Ron Larsen, United Press International, Sioux Falls  
Bud Brown, Public Opinion, Watertown  
Tom Tomashek, Daily Plainsman, Huron  
Don Lindner, The Journal, Rapid City  
Larry Desautels, American News, Aberdeen  
Jim Wilson, Republic, Mitchell  
Nolan Zavoral, NCC Writer, Tribune, Minneapolis, Minn.  
Alex Stoddard, The Journal, Sioux City, Iowa

### RADIO AND TELEVISION


Gene Platek, KBRK, Brookings  
Sports Director, KESD-FM, University Station, Brookings  
Jim Burt, KELO-TV, Sioux Falls  
Danny Olson, KSOO-TV, Sioux Falls

A five-man team keeps all the football statistics for Jackrabbit home games. Statistics, including a play-by-play, are given visiting newsmen after each quarter. Standing is Ken Schaaek, SDSU sports information editor. Others, front to back, are Dan Johnson, Chuck Cecil, Paul Jess and Neil Stueven.



## SOUTH DAKOTA STATE UNIVERSITY 1967 FOOTBALL BROCHURE

SDSU football brochures are printed annually by the State University Printing Laboratory. This issue compiled and edited by Ken Schaaek, sports information editor. Layout and art is by Dennis Hansen, SDSU publications artist, and photography by Ron Ladegaard, of the SDSU Audio-Visual Center.



Alumni Football Team - 1967

South Dakota State University  
University Station  
Brookings, South Dakota 57006

Non-Profit Org.  
U. S. Postage

PAID

Brookings, S. D.  
Permit 24