

# 1968 FOOTBALL



# FACTBOOK

SOUTH DAKOTA STATE UNIVERSITY

## TO THE PRESS, RADIO AND TV

This book is designed to aid you as you write and talk about the 1968 South Dakota State University football team. Additional information is available upon request to this office.

**PRESS BOX TICKETS** are required for everyone entering the box—newsmen, cameramen and scouts. Requests for these tickets should be made as far as in advance as possible, and will be mailed or held, whichever is more convenient. When held they may be picked up at the window at the northwest corner of the stadium.

**RADIO:** After Sports Information Office confirms booth assignment, stations should order own loops from Brookings Telephone Co.

Please help us serve you best by advising well in advance of games you plan to attend. Women and children are not permitted in the press box.

**KEN SCHAACK**  
Sports Information Editor  
South Dakota State University  
University Station  
Brookings, S. D. 57006

### PHONES

Brookings Area Code: 605  
Information Offices: 692-6111, Ext. 364, 365 or 366  
Ken Schaack, Sports Information Editor; Home—693-3839  
Dan Johnson, News Bureau Editor; Home—692-5461  
Press Box—692-6111, Ext. 201



### ABOUT THE COVER

First team Little All-American selection Darwin Gonnerman is shown racing off tackle during one of the Jacks' 1967 games. "Go-Go" Gonnerman, above, is back to plague opponents this fall and to continue re-writing SDSU grid records. The cover photo was taken by a Jackrabbit staff member.

# QUICK FACTS ON THE UNIVERSITY

**LOCATION:** Brookings, S. D.; population 12,500; 60 miles north of Sioux Falls.

**FOUNDED:** 1881—South Dakota State College of Agriculture and Mechanic Arts; 1964—South Dakota State University.

**ENROLLMENT:** 5,800 (1,800 women)—fall estimates.

**PRESIDENT:** Dr. H. M. Briggs

**CONFERENCE:** North Central Intercollegiate Athletic Conference (charter member joining in 1921).

**NICKNAME:** Jackrabbits. **COLORS:** Yellow and Blue.

**STADIUM:** Coughlin-Alumni (1962).

**STADIUM CAPACITY:** 10,500.

## INDEX

Jackrabbit Athletic Staff.....	44
Jackrabbit Athletic Staff.....	40
Lettermen Returning, Lost.....	21
News Outlets.....	Inside Back Cover
North Central Conference	
1967 All-NCC Team.....	32
All-Time Records.....	33
Composite Schedule.....	24
Box Score on Titles.....	33
Final Standings, 1967.....	32
Football Championships.....	34
Member School Data.....	33
Statistics, 1967.....	31-32
Quick Facts on SDSU.....	1
Pronunciation Guide.....	22-23
Prospects for 1968.....	6
Records	
Against 1968 Opponents.....	27-28
All-Time with All Opponents.....	40
Career Coaching Records.....	38
Hobo Day Scores.....	34
1967 Records of Jacks, '68 Foes.....	28
Scores of Last Decade.....	41
SDSU All-Time, Individual and Team.....	36-38
Top 10 SDSU, Opponent Scores.....	38-39
Varsity-Alumni Series.....	10
Results	
Varsity, 1967.....	2
Bunny, 1967.....	2
Varsity-Alumni, 1968.....	9
Review of 1967 Season.....	8-10
Rosters of 1968 Players	
Alphabetical.....	22-23
Schedules	
Varsity, 1968.....	2
Bunny, 1968.....	2
Varsity, 1969-71.....	39
SDSU Football History.....	35
Sketches	
Ex-Jackrabbits in the NFL.....	25
Marching Jackrabbit Band.....	42
Players of 1968.....	12-21
Press Box Facilities.....	26
SDSU Coaches and Staff.....	4-5
The University.....	43
SDSU Officials.....	3
Squad Breakdown.....	26
Statistics, 1967.....	29-30
Thousand Yard Club.....	30
Ticket Information.....	Inside Back Cover
Travel Itinerary.....	40

## 1968 FOOTBALL SCHEDULE

Sept. 14	Weber State College at Brookings (Shrine Benefit).....	2 p.m. CDT
Sept. 21	N. D. State at Fargo.....	7:30 p.m. CDT
Sept. 28	Morningside College at Brookings (Beef Bowl).....	2 p.m. CDT
Oct. 5	U. of Northern Iowa at Cedar Falls.....	1:30 p.m. CDT
Oct. 12	U. of N.D. at Brookings (Hobo Day).....	2 p.m. CDT
Oct. 19	U. of S. D. at Vermillion.....	2 p.m. CDT
Oct. 26	Youngstown U. at Youngstown, Ohio.....	2 p.m. CDT
Nov. 2	Augustana College at Brookings (Parents Day).....	1:30 p.m. CST
Nov. 9	Idaho State U. at Brookings (Veterans Day).....	1:30 p.m. CST
Nov. 16	Drake U. at Des Moines.....	1:30 p.m. CST

## 1967 RESULTS

		SDS		Opp.
Sept. 16	Minnesota-Duluth at Brookings.....	7		12
Sept. 23	Idaho State U. at Pocatello.....	24		22
Sept. 30	North Dakota State U. at Brookings.....	14		34
Oct. 7	Morningside College at Sioux City.....	24		15
Oct. 14	U. of North Dakota at Grand Forks.....	7		9
Oct. 21	U. of South Dakota at Brookings.....	42		14
Oct. 28	U. of Northern Iowa at Brookings.....	16		17
Nov. 4	Drake U. at Brookings.....	21		34
Nov. 11	Augustana College at Sioux Falls.....	17		21
Nov. 18	U. of Tampa at Tampa.....	14		7
		186		185

Overall: W—4; L—6; T—0. NCC: W—2; L—4; T—0

## SDSU FRESHMAN FOOTBALL

### 1968 BUNNY SCHEDULE

Oct. 4	General Beadle J.V. at Madison, 3 p.m.
Oct. 18	Augustana College Frosh at Sioux Falls, 2 p.m.
Oct. 26	N. D. State U. Frosh at Brookings, 2 p.m.
Oct. 31	U. of South Dakota Frosh at Pierre, 7:30 p.m.

### 1967 BUNNY RESULTS


		SDS		OPP.
34	General Beadle Junior Varsity.....	34		0
7	University of South Dakota.....	7		10
0	North Dakota State University.....	0		41
0	University of South Dakota.....	0		16
		41		67

Won 1, Lost 3

## SDSU OFFICIALS

### **Dr. H. M. Briggs, president**

Enthusiastic fan at SDSU athletic events, Dr. Briggs is serving his tenth year as president. A native Iowan, he was recipient of the first national scholarship given by packing magnate Thomas E. Wilson, and earned his B.S. degree at Iowa State in 1933. He earned his M.S. from North Dakota Agricultural College in 1935, and his Ph.D. three years later at Cornell University. Aware of the important role of intercollegiate athletics in the life of the university, he says the University's goal "is to strive for a better future through teaching, research and service." He and his wife, Lillian, are parents of a son, Dinus, 28, and daughter, Janice, 17.



### **H. B. MacDougal, NCC faculty representative**

A math professor and former head of department, Herbert B. MacDougal has been faculty representative to the North Central Conference for 13 years. A 1927 graduate of Miami (Ohio) University, he has been a SDSU faculty member ever since earning his M.S. in 1929 from Iowa. "Mac" was a tennis coach for more than 25 years. He and wife, Eloise, are parents of three married children, Mrs. Mary Mott and twins Harold and Herbert.




### **Stanley J. (Stan) Marshall, director of athletics**

A 1950 SDSU grad, he's in his fourth year as director of athletics and physical education. He earned 2 football and 3 track letters at State, and served as SDSU line coach from 1957-63, with a year's sabbatical leave to work on his Ph.D. at Springfield (Mass.) College. Marshall, 40, was head coach at Wayne State University, Detroit, in 1964 and led the school to the Presidents' Athletic Conference grid title. He was prep coach at Groton, Centerville Hot Springs, S. D., from 1950-55, and head football and track coach the next 2 years at Jamestown (N. D.) College. He earned a M.A. degree at Iowa in 1953. He and his wife, Nona, are parents of daughter, Virginia, 19, and sons Mike, 17, and Charles, 13.



### **Douglas Dufty, athletic business manager**

Former Concordia College athlete, Dufty was appointed athletic business manager this past summer. He replaced Merl Hamak. Dufty is also the SDSU intramural sports director and assistant wrestling coach. He received his masters degree from SDSU this year. A 1967 graduate of Concordia College, he went to high school at Fergus Falls, Minn. He has been extremely active in wrestling. For Concordia he was named the most valuable wrestler in the conference in 1967 and placed second in the NAIA Wrestling Tourney in 1965. While competing for Fergus Falls, he won the district and conference mat title in his weight class four times and the region crown twice. He and his wife, Karen, have no children.



## SDSU COACHES AND STAFF

### Ralph Ginn, head coach




Dean of the NCC grid coaches, Ralph Ginn began his 22nd season at State. Twice named regional small college coach-of-the-year (1961, 1963), he has guided Jackrabbit teams to 109 wins, 83 losses and 9 ties in 21 years—his teams have won more than 35 per cent of all football victories in SDSU's history. His Jackrabbit teams have won or shared nine NCC titles. Last year was only the ninth time in 21 seasons he has failed to produce a winner. After graduating in 1931 from Tarkio (Mo.) College, he coached at Tarkio High School, Wayne (Neb.) State College and Brookings High School before joining the SDSU staff. Ginn, 61, earned his M.A. at Missouri in 1941. He and his wife, Helen, are parents of a son, R. Arnold, coach and teacher at Peoria, Ill., and daughter, Lynda, San Antonio, Texas.

### David S. Kragthorpe, assistant coach



In his second year at SDSU, David S. Kragthorpe came to Brookings from the University of Montana where he served as first assistant in football. He is a former professional football player, playing one year for the New York Giants before entering the United States Navy. He received his bachelor of science and master of education degrees from Utah State University in 1955 and 1963, respectively. He graduated from Mound High School, Minn., in 1951. While at Utah State as an undergraduate, he received honorable All-American mention in football. He was an All-Skyline tackle for USU in 1953 and 1954. He also coached at Idaho Falls and Wyandotte, Mich. Kragthorpe will be helping mainly with the units on offense. He and his wife, Barbara, have two children, Kurt, 7, and Steven, 3.

### Ervin Huether, assistant coach



Beginning his 19th year as a football coach, Erv Huether joined the SDSU staff in 1949 as frosh football coach. He has been baseball coach since 1950, and his diamond crews won consecutive NCC titles in 1965 and 1966. A 1943 Yankton (S. D.) College grad, he earned a master's degree at Minnesota in 1950. He coached at Bowdoin and Bates-Colleges in Maine and in the Navy before coming to State. He will be handling the freshman squad this year. He and wife, Beverly, have three children.

### Dennis O. Moller, assistant coach



A former SDSU athlete, Moller came to SDSU this spring from Sioux Falls where he had been teaching and coaching at Lincoln High School the past three years. He received his bachelor's degree in 1963 and then took a graduate assistantship in physical education at the University of Montana where he received his masters in 1964. He taught one year at Washington High School in Sioux Falls before moving to Lincoln. Moller lettered three years in football for SDSU and was a member of the NCC championship teams of 1961 and 1962. He and his wife, Joan, have two girls, age 3 and 20 months.


### **Paul H. Brynteson, assistant coach**

Beginning his first year at SDSU, Brynteson is a native of Minnesota. The 25-year-old coach is presently completing work on his doctorate in physical education at Springfield College, Springfield, Mass. In addition to his football duties at SDSU he is teaching in the HPER graduate program and heads the HPER laboratory. He graduated from high school in 1961. He attended Concordia College from 1961 to 1965 before moving to Springfield College. At Concordia he played football three years and varsity baseball two years. He will be helping mainly with the SDSU defensive units. Brynteson is married and the father of two children.



### **Jim Booher, trainer**

Jim was added to the staff in 1967. A 1965 graduate of Nebraska Wesleyan, he received physical therapy training at the Mayo Clinic School of Physical Therapy. He also acted as trainer for Mayo High School while getting his physical therapist rating. He graduated from Ashland, Neb., High School in 1961 where he lettered in football, basketball and track. While at Nebraska Wesleyan, he lettered in basketball and track. In 1962 he was the high jump champion at the Howard Wood Relays. He was a member of the Nebraska Wesleyan team which came within two points of the Jackrabbits' 1963 National Champion basketball squad. Booher is married and has one child.



### **Mel Dahl, equipment manager**

Former grounds foreman for the Department of Health, Physical Education and Recreation, Dahl was appointed equipment manager this summer. He replaces John A. "Johnny" Johnson, a 1927 SDSU graduate, who had been manager of athletic supplies and equipment for the past 25 years.



## **Assistants Help Regular Football Coaching Staff**

A number of graduate assistants aid the regular Jackrabbit football coaching staff each year.

Helping with the grid chores this year are Leslie Hansen, Richard Smith and Anthony Porter.

Hansen, a 1963 graduate, lettered three years for the Jackrabbits in football, 1960-61-62, and two years in basketball, 1961-62.

The other two assistants graduated from schools other than SDSU. Smith is a 1968 Coe College graduate and will assist with the grid program. Porter is a 1968 graduate of Monmouth College.

## 1968 JACKRABBIT PROSPECTS

Twenty-three returning lettermen headed by Little All-American running back Darwin Gonneman add up to a pleasant forecast for Coach Ralph Ginn's South Dakota State University Jackrabbits.

The Jacks have a fine senior nucleus and about the same number of lettermen returning this year as they did on the 1967 crew which was only 12 points from an 8-2 season.

With co-captains John Grein, a defensive specialist, and "Go-Go" Gonneman providing the leadership, the Jackrabbits hope to form an attack which will put them near the top in the North Central Conference.

However, a lot of "ifs" dot the way for Ginn's crew.

Ginn will be looking for a number one quarterback. Getting the nod might be senior Bob Bozied or sophomore John Miller. The Jacks were dealt a blow when senior quarterback Tom Anderson came up on the ineligible list due to grades. Anderson had been hampered by injuries the past two seasons, but was expected to have a fine senior year.

With Anderson on the sidelines, Bozied and Miller will be battling for the starting nod. Bozied has a definite edge on experience. A defensive stalwart, Bozied was moved to front line duty as a signal caller after Anderson was injured last season. He finished strong. Miller was the regular freshman quarterback.

Besides Anderson, the Jacks will be without Mike Miller, considered the top freshman lineman in spring ball, Monty Frazier and Joe Cronin. Miller and Frazier were taken out by grades and Cronin injured a knee in spring ball. Frazier, a 9.6 sprinter, saw considerable action last fall as a running back. Cronin ran from the fullback slot.

Graduation plucked off a pair of all-conference selections and two good running backs. Gone are all-conference tackle Wayne Onken and linebacker Bryan Peeke. Backs Clayton Sonnenschein and Jim Macik have vacated the backfield ranks.

Anchoring the line this year will be senior defensive end Tom Rockers. The 6-3, 212-pounder, was named to the all-conference unit in 1967.

Other returning linemen who are expected to have a fine year are Clyde Hagen (6-5, 225), end; Jim Langer, (6-2, 237), tackle; Dick Horak (5-11, 205), guard; Tom Kreger (5-11, 200); Tony Lorenz (6-1, 185), tackle; Tim Roth (6-2, 240), tackle; Ray Spellman (6-2, 210), middle guard; Ken Vahle (6-0, 200), guard; and Craig Mansfield (6-2, 200), end.

Tom Settje, junior wingback, one of the leading ground gainers on the '67 squad also returns. Settje was hampered by injuries toward the end of last season but ended with a 5.7 yards per carry average. He carried the ball 36 times for 214 yards.

One of the bright items to show up in spring ball was the running of senior Jon Naujokas. Naujokas, a defensive specialist the past two seasons gained 201 net rushing yards in the Varsity-Alumni game and is expected to make a serious bid for a starting back on offense.

However, Gonneman has the most impressive credentials of the Jacks' running backs. The 5-10, 200-pounder, accounted for eight records last season in the rushing and scoring categories.

The Adrian, Minn., redhead surpassed marks set by all-time SDSU greats Pete Retzlaff, the late Joe Thorne and Warren Williamson. He averaged 4.2 yards per carry and gained 1,023 net yards for the season.

Gonneman was in on kickoff and punt returns and extra points attempts as well as running the ball up the middle. He scored 102 points, putting him sixth in the nation in scoring. He was a unanimous all-NCC selection.

Of the 40 men on the Jackrabbit squad, 10 are seniors, 19 juniors and 11 sophomores. The Jacks have 14 of their top 22 men from last year's squad which finished with a 4-6 win-loss record back.


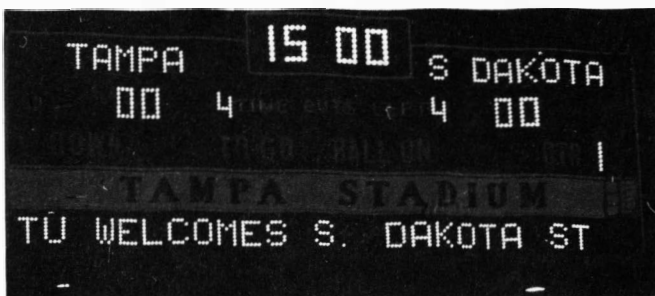
Among the top newcomers to the squad are Rick Heard, quarterback and defensive back; Tim Elliott, fullback and linebacker; Dennis Johnson, middle guard and Tom Jones, end.

The over-all outlook, then, appears favorable for the Jacks who will be guided for the 22nd year by the dean of the NCC coaches.



## TAMPA TRIP HIGHLIGHTED '67 SEASON

The Jacks closed out the '67 season with an upset victory over Tampa University at Tampa, Fla. Several Jackrabbit fans traveled to Tampa and cheered the Jacks to the 14-7 win. It was termed by Coach Ginn as "a great victory and perhaps the best hitting contest in quite a while."



# REVIEW OF 1967 SEASON

## U. OF MINNESOTA (DULUTH) 12, SOUTH DAKOTA STATE 7

Brookings, S. D., Sept. 16—A 56-yard pass interception touchdown by Eric Eversly in the fourth quarter helped Minnesota-Duluth to even the grid series at 1-1. In the opening game for both clubs, the Jackrabbits were led offensively by Darwin Gonnerman and a good pressure defense.

Statistics	SDS	UMD
First downs .....	11	15
Rushing net .....	172	184
Passing net .....	33	32
Passes .....	6-15	4-13
Punts, average .....	6-27.9	3-35
Fumbles lost .....	3	2
Yards penalized .....	15	5
S. D. State .....	0 7 0	0—7
U. of Minn. ....	0 6 0	6—12

Scoring
SDS—Anderson 1 run (Gonnerman kick)
UMD—Davis 4 run (kick failed); Eversly 56 pass interception (kick failed).

## SOUTH DAKOTA STATE 24, IDAHO STATE U. 22

Pocatello, Idaho, Sept. 23—South Dakota State built up a 24-10 third quarter lead and then held off a fourth quarter surge by favored Idaho State University to win. Fine play-calling by quarterback Tom Anderson and tough defense led the way for the Jackrabbits.

Statistics	SDS	ISU
First downs .....	16	16
Rushing net .....	262	82
Passing net .....	44	129
Passes .....	3-13	12-24
Punts, average .....	7-31.3	8-40
Fumbles lost .....	1	1
Yards penalized .....	84	35
S. D. State .....	10 7 7	0—24
Idaho State .....	0 7 3	12 22

Scoring
SDS—Frazier 15 run (Gonnerman kick); SDS—Macik 26 field goal; ISU—Satterfield 85 punt return (Carrillo kick); SDS—Hagin 9 pass from Anderson (Gonnerman kick); Cronin 1 run (Gonnerman kick); ISU—Carrillo 30 field goal; ISU—Acker 1 run (kick failed); ISU—Rackley 7 pass from Ingram (pass failed).

## NORTH DAKOTA STATE 34, SOUTH DAKOTA STATE 14

Brookings, S. D., Sept. 30—Ahead by a single touchdown in the final quarter, nationally ranked North Dakota State exploded for three touchdowns in the final quarter to best the Jacks 34-14. The Bison racked up 205 yards passing, but were even with the Jacks on rushing due to the fine efforts of Darwin Gonnerman who gained 102 yards against the Bison, who topped the NCC defensive category.

Statistics	SDS	NDS
First downs .....	8	14
Rushing net .....	140	148
Passing net .....	20	205
Passes .....	4-9	13-19
Punts, average .....	9-35.5	7-37
Fumbles lost .....	1	1
Yards penalized .....	20	75
S. D. State .....	7 0 0	7—14
N. D. State .....	7 6 0	21—34

Scoring
SDS—Gonnerman 52 run (Gonnerman kick); NDS—Gehrett 45 pass interception (Blazei kick); NDS—Hagen 1 run (kick failed); NDS—Rota 5 run (Blazei kick); NDS—Schmitz 12 pass from Hanson (Blazei kick); NDS—Mjos 16 run (Blazei kick); SDS—Gonnerman 1 run (Gonnerman kick).

## SOUTH DAKOTA STATE 24, MORNINGSID 15

Sioux City, Iowa, Oct. 7—A 20-yard field goal and a 2-yard touchdown in the final minute by Darwin Gonnerman led the South Dakota State Jacks over Morningside 24-15. The Jacks dominated the statistics, but played catch-up football most of the game.

Statistics	SDS	Morn.
First downs .....	13	8
Rushing net .....	174	40
Passing net .....	101	126
Passes .....	5-10	10-27
Punts, average .....	9-34.3	10-38.2
Fumbles lost .....	2	1
Yards penalized .....	94	30
S. D. State .....	0 8 7	9—24
Morningside .....	0 8 7	0—15

Scoring
Morn—Safety on blocked punt; Morn—Zeleznak passed 7 to Sharrock (kick failed); SDS—Settje 25 run (Gonnerman kick); Morn—Knief 6 pass from Zeleznak (Gipple kick); SDS—Settje 26 pass from Bozied (Gonnerman kick); SDS—Gonnerman 20 field goal; SDS—Gonnerman 2 run (kick failed).

## NORTH DAKOTA U. 9, SOUTH DAKOTA STATE 7

Grand Forks, N. D., Oct. 14—A battle in which both defenses stood out resulted in a 9-7 NCC win for North Dakota. A 52-yard pass and a field goal gave North Dakota its score, while a 72-yard run from scrimmage by Darwin Gonnerman was South Dakota State's only score.

Statistics	SDS	UND
First downs .....	10	12
Rushing net .....	198	126
Passing net .....	53	113
Passes .....	4-13	4-13
Punts, average .....	10-32.1	9-40
Fumbles lost .....	1	0
Yards penalized .....	20	35
S. D. State.....	0 0 7	0-7
North Dakota U.....	6 3 0	0-9

**Scoring**  
 UNI—Predovich 52 pass from Quad-  
 erer (kick failed); UND—Marek 9  
 field goal; SDS—Gonnerman 72 run  
 (Gonnerman kick).

## SOUTH DAKOTA STATE 42, SOUTH DAKOTA U. 14

Brookings, S. D., Oct. 21—A fired-up South Dakota State team rolled up a 35-0 halftime lead and then coasted to a 42-14 Hobo Day win before a large crowd. Darwin Gonnerman opened the scoring with a 94-yard punt return and then rolled up 115 yards rushing and two more touchdowns in the game.

Statistics	SDS	USD
First downs .....	22	12
Rushing net .....	232	76
Passing net .....	105	80
Passes .....	6-11	6-17
Punts, average .....	2-35.2	5-58
Fumbles lost .....	2	2
Yards penalized .....	80	58
S. D. State.....	14 21 7	0-42
South Dakota U.....	0 0 7	0-14

**Scoring**  
 SDS—Gonnerman 94 punt return  
 (Macik kick); SDS—Frazier 10 run  
 (Macik kick); SDS—Macik 6 run  
 (Macik kick); SDS—Frazier 1 run  
 (Macik kick); SDS—Gonnerman 5 run  
 (Macik kick); USD—Foster 1 run  
 (Koch kick); SDS—Gonnerman 2 run  
 (Macik kick); USD—Hankins 1 run  
 (Koch kick).

## UNIVERSITY OF NORTHERN IOWA 17, SOUTH DAKOTA STATE 16

Brookings, S. D., Oct. 28—A bid for a two-point conversion late in the fourth quarter fell inches short as the University of Northern Iowa hung on to nip the Jackrabbits after coming from a 10-3 deficit to take the lead. Good defense was the key for the Jacks as they dominated the Panthers in everything but the score.

Statistics	SDS	UNI
First downs .....	13	8
Rushing net .....	165	126
Passing net .....	86	89
Passes .....	6-11	8-19
Punts, average .....	9-33.7	7-31.3
Fumbles lost .....	2	4
Yards penalized .....	35	11
S. D. State.....	0 0 10	6-16
U. of Northern Iowa	3 0 0	14-17

**Scoring**  
 UNI—Kovacevich 24 field goal; SDS—  
 Gonnerman 1 run (Macik kick); SDS—  
 Gonnerman 21 field goal; UNI—  
 Johnsen 39 pass from Schooley (Kova-  
 cevich kick); UNI—Thomsen 70 run  
 (Kovacevich kick); SDS—Hagen 20  
 pass from Bozied (conversion failed).

## DRAKE UNIVERSITY 34, SOUTH DAKOTA STATE 21

Brookings, S. D., Nov. 4—A second half rally by South Dakota State fell short as the Jackrabbits lost to Drake University 34-21 in 30-degree weather. Darwin Gonnerman broke a six-year-old school rushing record set by the late Joe Thorne when he rushed for 224 net yards and a pair of touchdowns.

Statistics	SDS	Drake
First downs .....	21	16
Rushing net .....	243	198
Passing net .....	88	153
Passes .....	6-15	7-13
Punts, average .....	6-30.6	6-47
Fumbles lost .....	2	1
Yards penalized .....	50	65
S. D. State.....	0 0 14	7-21
Drake University ..	14 14 6	0-34

**Scoring**  
 Drake—Misner 41 pass from McCoy  
 (Dunn kick); Drake—Misner 34 pass  
 from McCoy (Dunn kick); Drake—  
 Misner 39 pass from McCoy (Dunn  
 kick); Drake—Oswalt 25 run (Dunn  
 kick); SDS—Bozied 4 fumble return  
 (Gonnerman kick); SDS—Gonnerman  
 1 run (Gonnerman kick); Drake—Os-  
 walt 56 run (kick failed); SDS—  
 Gonnerman 13 run (Gonnerman kick).

## AUGUSTANA 21, SOUTH DAKOTA STATE 17

Sioux Falls, S. D., Nov. 11—An 80-yard punt return by Jim Moreland and a 49-yard run by quarterback Gary Sandbo in the third quarter proved too much for the faltering Jackrabbits. Leading 17-7 at halftime, the Jacks were led by Darwin Gonnerman, who captured the conference rushing and scoring titles in the game with 146 yards and 11 points.

Statistics	SDS	Aug.
First downs .....	16	9
Rushing net .....	225	144
Passing net .....	82	100
Passes .....	5-8	4-11
Punts, average .....	5-27.4	5-32.9
Fumbles lost .....	1	1
Yards penalized .....	45	5
S. D. State.....	10 7 0	0-17
Augustana .....	0 7 14	0-21

### Scoring

SDS—Gonnerman 20 field goal; SDS Hagin 49 pass from Bozied (Gonnerman kick); SDS—Gonnerman 1 run (Gonnerman kick); Aug.—Olson 2 run (Busselman kick); Aug.—Moreland 80 punt return (Busselman kick); Sandbo 49 run (Busselman kick).

## SOUTH DAKOTA STATE 14, UNIVERSITY OF TAMPA 7

Tampa, Fla., Nov. 18—The Jackrabbits ended the season on a successful note at Tampa, Fla., by upsetting Tampa University 14-7. Led by Bob Bozied, who passed for 138 yards (the season high for the Jacks), the Jackrabbits were never headed in the game.

Statistics	SDS	Tampa
First downs .....	13	14
Rushing net .....	154	83
Passing net .....	138	240
Punts, average .....	13-34.5	9-38
Passes .....	8-15	18-39
Fumbles lost .....	0	4
Yards penalized .....	52	40
S. D. State.....	7 0 7	0-14
U. of Tampa.....	0 7 0	0-7

### Scoring

SDS—Gonnerman 1 run (Gonnerman kick); Tampa—Casares 1 run (Tice kick); SDS—Gonnerman 27 pass from Bozied (Gonnerman kick).

## VARSITY DEFEATS ALUMNI, 35-6

Jon Naujokas scored two touchdowns and ran for 201 yards in 3 carries to power the Jacks by the Alumni in the annual spring game M 11.

The Varsity led 13-6 at halftime and pushed across 22 more points in the final period to take its eighth win in 12 games. The varsity was without the services of Little All-American Darwin Gonnerman and several other squad members who were out for track or baseball.

Ron Meyer and Jim Koster quarterbacked the Alumni squad. The pair hit on 17 of 41 pass attempts for a total of 106 yards. The Varsity gained 47 yards via passing.

The Alumni scored in the second quarter on a pass from Meyer to former SDSU great Gary Boner. Bob Nelson missed the extra point attempt.

Statistics	A	V
First downs .....	11	20
Rushing net .....	11	347
Passing net .....	106	47
Passes .....	17-41	3-12
Punts, average .....	6-28	2-27
Fumbles lost .....	1	2
Yards penalized .....	30	64

### Scoring

V—Helm 1-yard run (Spellman kick failed); A—Boner 10-yard pass from Meyer (Nelson kick failed); V—Naujokas 14-yard run (Spellman kick good), Naujokas 3-yard run (Naujokas run good), Spellman 1-yard run (Spellman kick good), Allen 7-yard run (Spellman kick good).

### Score by Quarters

Varsity .....	6	7	0	22-35
Alumni .....	0	6	0	0-6

### Series Results

1957—Alumni 43, Varsity 19  
 1958—Varsity 28, Alumni 16  
 1959—Varsity 16, Alumni 8  
 1960—Alumni 18, Varsity 0  
 1961—Varsity 13, Alumni 0  
 1962—Varsity 17, Alumni 15  
 1963—Alumni 15, Varsity 7  
 1964—Varsity 15, Alumni 14  
 1965—Alumni 13, Varsity 0  
 1966—Varsity 27, Alumni 18  
 1967—Varsity 14, Alumni 12  
 1968—Varsity 35, Alumni 6  
 Series: Varsity W—8; L—4

# BEEF BOWL GAME GENERATES ENTHUSIASM



KIEFFER LEHMAN OF SIOUX FALLS STOCKYARDS PRESENTS STEER TO PRES. BRIGGS.

The first annual "Beef Bowl" grid game was held in '67. The Jacks dropped a 34-14 decision to North Dakota State. An outdoor barbecue attended by football fans, legislators, Steer for State donors, SDSU staff members and other officials kicked off the activities. Helping with SDSU to organize the gala event were the S. D. Stock Growers Association and the S. D. Cow Belles.



QUEENS WERE ON HAND IN ABUNDANCE



BARBECUE WAS BIG SUCCESS



PETE RETZLAFF




CAROL BAGBY CROWNED QUEEN




RETZLAFF AND SENATOR MCGOVERN


## JACKRABBIT SKETCHES




ALAN ALLEN—6-2, 186, 20, junior linebacker, tailback. Saw considerable action as a sophomore and was one of the top men on defense. Married. Parents are Mr. and Mrs. Wilbur Allen. Civil Engineering major.




TOM BALL—6-2, 180, 20, junior defensive back, quarterback. Son of Mr. and Mrs. Ralph Ball. Played mostly on defense last year as a defensive back. Is a good ball handler and might see some action as quarterback on offense. Physical Education major.



BOB BOZIED—5-10, 180, 21, senior quarterback. Son of the Naiem Bozieds of Brookings. Father manages gas station. Is the senior quarterback on the squad. Very fine competitor with excellent desire. Can also handle defensive duties at the linebacking spot. Harry Gibbons was high school coach. Physical Education major.



RICK DIETZ—6-1, 185, 21, junior end. Parents are Mr. and Mrs. Leonard Dietz of Hawarden, Iowa. Father is in road construction. West Sioux High School coach was Duane Peterson. A good receiver. Lettered in 1966. Physical Education major.



TIM ELLIOTT—6-2, 195, 19, sophomore fullback, linebacker. Son of William Elliott. Hampered frosh year by injuries, but has good potential. Has good size, but needs experience. Civil Engineering major.


MEG GIMBEL—5-11, 217, 21, senior tackle. Son of the Reinhold Gimbels of Freeman. Has seen considerable action in the past two years. Has good agility for his size. Menno High School coach was Ervin Ptak. Physical Education major.




DARWIN GONNERMAN—5-10, 200, 21, senior tailback, wingback. Had a good sophomore year and great junior year. Never stops working. Named first-team Little All-American as a junior. Perhaps best back in the conference. Owns most of the rushing and scoring records at SDSU. Gary Chamely was his high school coach. Son of Mrs. Josie Gonnerman of Adrian, Minn. Mother is school lunch cook. Bacteriology major.



JOHN GREIN—5-11, 193, 21, senior roving back, center. One of the leading tacklers on the squad. Is a co-captain. Used on defense past two years. Parents are the Reinhardt Greins of Lakefield, Minn. Dad is farmer. High School coach was Joe Bride. Physical Education major.




WYNN GUSTAFSON—5-11, 225, 19, sophomore tackle. Has good size, fair speed and agility. Lacks experience. Son of Mr. and Mrs. E. W. Gustafson of Clark. Industrial Arts Education major.




CLYDE HAGEN—6-4, 225, 20, junior end. Parents are Mr. and Mrs. Harold Hagen of Webster. Started at end last season. Played basketball for the Jacks last year and won the conference indoor and outdoor shot put title. Great potential and should have a fine year. Physical Education major



## JACKRABBIT SKETCHES



TERRY HAGIN—6-2, 197, 20, junior end. Son of Mr. and Mrs. Jim Hagin of Bridgewater. One of the top scholars on the team. Good size and physical capabilities for an end. Civil Engineering major.




RICK HEARD—6-0, 175, 19, sophomore quarterback, defensive back. Parents are the Merle Heards of Austin, Minn. Fine athlete and excellent student. Best bet at present is defense, but could be a fine quarterback. Had a fine spring season as a defensive back. Mathematics major.



FLASH HELM—5-11, 195, 21, senior fullback. Son of the Marion Helms of Hayfield, Minn. Has been moved to fullback due to efforts in spring ball. Played defense and at end the previous two seasons. Dad is policeman. High school coach was Sheridan Jaeche. Married. Foreign Language major.




DICK HORAK—5-11, 205, 21, senior guard. Parents are the William Horaks of Worthington, Minn. Dad is in the Minnesota Civil Service. High school coach was Milt Osterberg. Starter the past two seasons. Is one of most consistent players and best students on the squad. Married. Civil Engineering major.




DENNIS JOHNSON—5-11, 204, 19, sophomore middle guard. Son of the Alton F. Johnsons of Columbia Falls, Mont. Is real aggressive and fine defensive linebacker. Strong. Economics major.




TOM JONES—6-4, 220, 19, sophomore end. Parents are Mr. and Mrs. Robert W. Jones of Wyandotte, Mich. Started on both the freshman basketball and football teams. Excellent athlete. Dependable and mature. Started at end this spring but can play defense also. Zoology major.




TIM KELLER—5-11, 182, 19, sophomore tailback, defensive back. Son of the Clifford Kellers of Austin, Minn. Has good speed. Was the leading ball carrier on the freshman squad last year. Economics major.



BOB KENDALL—6-0, 204, 20, junior center. Son of Mr. and Mrs. Robert Kendall of Waterloo, Iowa. Has a good chance to move into the starting line-up. Fine competitor. Could see action on defense as well. Economics major.




TOM KREGER—5-11, 200, 21, senior guard. Parents are the Dorsey Kregers of Clear Lake. Dad is electric cooperative line superintendent. Richard James was high school coach. Wrestled as a heavyweight on the Jacks' mat team. Good speed and ability. Married. Physical education major.




JIM LANGER—6-2, 237, 20, junior tackle. Parents are the Alex J. Langers of Royalton, Minn. Former high school fullback. Excellent size and speed. Was one of best players on the baseball team this spring. Played at guard and tackle last season and will grab another starting role this fall. Married. Economics major.




## JACKRABBIT SKETCHES



MICHAEL LANGIN—6-1, 185, 19, sophomore linebacker, fullback. Son of Mr. and Mrs. Leland J. Langin of Sioux Falls. Hustler and hard-nosed gridder. Member of frosh wrestling squad last winter. Pharmacy major.




LARRY LEVINGER—5-10, 190, 19, sophomore middle guard. Son of Mrs. Clara Levenger of Evergreen, Ill. Has been doing his best on defense. Very good hitter and aggressive player. Industrial Arts major.



TONY LORENZ—6-1, 195, 21, junior defensive tackle. Son of Mrs. Phyllis Lorenz of Lemmon. Had a fine sophomore year, but stayed out of school last fall and didn't play football. Has fine abilities and could have a fine year this fall. Married. High school coach: Fran Heinen. Industrial Arts Education major.




DICK MAGNUSON—6-2, 182, 20, junior defensive back, wingback. Parents are Mr. and Mrs. Richard J. Magnuson Sr. of Primghar, Iowa. Good baseball player and all-around athlete. Started on defense last fall. Industrial Arts Education major.




CRAIG MANSFIELD—6-2, 200, 20, junior defensive end. Parents are the Con Mansfields of Sioux City. Rugged football player. Had a knee operation this past year and should be ready to go. Civil Engineering major.


MARK MENTE—6-2, 195, 20, junior center, rover. Son of Mr. and Mrs. Kenneth Mente of RRI, Tipton, Iowa. Made the squad this spring and could become a real steady football player. Likes the game. Agriculture Operations major.




JOHN MILLER—6-0, 180, 19, sophomore quarterback, defensive back. Did a good job this spring as a freshman quarterback. Has a lot of ability, but needs experience. Can play defense. Son of Mr. and Mrs. John E. Miller of Sioux Falls. Engineering major.




TERRY MOE—5-10, 210, 20, junior linebacker, guard. Parents are the Warren Moes of St. Onge, S. D. Attended high school at Spearfish where he was a back on the grid team. Saw considerable action as a linebacker last fall. Mechanical Engineering major.




JON NAUJOKAS—6-0, 190, 21, senior tailback, linebacker. Parents are Mr. and Mrs. Jonas Naujokas of Bird Island, Minn. Top defensive back last year who was switched to a running back this spring. Had a great effort in the annual Varsity-Alumni game. Should see considerable playing time as a running back. High school coach was Jim Denevan. Physical Education major.




DENNIS PAGEL—5-8, 160, 19, sophomore tailback. Son of Mr. and Mrs. Donald Pagel of Wessington Springs. Small but quick. Has fine balance and could become a good football player. Agriculture Education major.




## JACKRABBIT SKETCHES



GLEN REINER—6-2, 215, 20, junior tackle. Parents are the Alvin Reiners of Tripp. Good desire and size for a football player. Could see more playing time this fall. Mechanized Agriculture major.



CALVIN RIESGAARD—6-1, 216, 19, sophomore center, tackle. Son of Mr. and Mrs. Merne Riesgaard of Rural Exira, Minn. Real strong. Probably play more on offense than on defense. Agriculture Business major.



TOM ROCKERS—6-3, 212, 21, senior defensive end, tackle. Parents are the Harold Rockers of Austin, Minn. Named to the all-conference team last fall after posting a fine season as a defensive end. Father is meat packing firm employee. Austin Pacelli High School coach was William Martin, Physical Education major.




TIM ROTH—6-2, 240, 20, junior tackle. Son of Mr. and Mrs. Roland Roth of Madison, Minn. Regular last fall. Big and strong. One of the better linemen on the squad. Quick for his size. Economics major.




TOM SETTJE—5-11, 175, 20, junior wingback. Son of Mrs. Virgil Settje of Milbank. One of leading ground gainers on squad last fall. Received a leg injury near end of the season, but is ready to go this fall. Excellent high school athlete. History major.

MAY SPELLMAN—6-2, 210, 20, junior middle guard. Parents are Mr. and Mrs. Patrick Jones of Lemmon. Was a fullback on frosh squad, but played mostly defense last season. Returning regular. Could be one of best in conference. Economics major.




EMIL STANEC—5-11, 191, 21, junior fullback. Son of Mr. and Mrs. Emil Stanec of Martin. Shows promise, but still needs to develop. Could also play defense. Didn't letter last fall. Animal Science major.




MEL THOMAS—6-4, 190, 20, junior wingback, defensive back. Came out this spring and made the squad. Fine basketball player. Quick for his size and just might crack into the line-up due to desire. Son of the Rev. and Mrs. Roger Thomas of Onida. Went to high school in Alexandria. Mathematics major.




KEN VAHLE—6-0, 200, 21, senior guard, linebacker. Son of Mrs. Alice Vahle of Stanton, Neb. High School coach was Fred Letheny. Played fullback in high school. Likes contact and might see considerable action this fall. Animal Science major.



BUTCH WHITE—6-2, 235, 20, junior tackle. Parents are Mr. and Mrs. C. E. White of Canton. Had an operation on his arm this summer, but is expected to be ready this fall for football. Big and strong. Needs experience. Physical Education major.




## JACKRABBIT SKETCHES



DAVE CHILMAN—Head student manager. First year as manager. He was a member of the Jacks grid squad as a sophomore. Son of Mr. and Mrs. Charles E. Zeman of Academy. Physical Education major.



JAMES COTTER—First year as assistant student manager. Parents are Mr. and Mrs. Robert Lyle Cotter of Clifton, Ill. Sophomore. Mathematics major.



TIM MCKINSTRY—Also first year assistant student manager. Junior. Son of Mr. and Mrs. McKinstry of Rapid City. Major: undecided.



### Part of the Game

Bryan Peeke, left, Jim Langer, center, and Wayne Onken, right, are shown following a gridiron defeat last year. Peeke and Onken have graduated. Langer is back to help right the situation this fall.



Shown with John A. "Johnny" Johnson, center, are Wayne Haensel, left, Mitchell, and head SDSU grid Coach Ralph Ginn, right. The three men have been around for the 12 Varsity-Alumni games. Johnny has handled the equipment, Haensel has played in all and Ginn has been head coach in all Varsity-Alumni clashes.

## JOHNNY CALLS IT QUILTS AFTER 25

Years of dedicated service by a man known by present and former Jackrabbit athletes as "Johnny" came to an end this past summer.

John A. "Johnny" Johnson, considered the "Dean of Equipment," called it quits after 25 yards of handling athletic equipment and supplies at SDSU.

He ran a tight ship through the years and spent many hours beyond his regular working hours to keep the SDSU athletic equipment in good condition.

Stan Marshall, SDSU athletic director, commented, "I believe Johnny ran the best equipment room in the country. Especially in terms of having clean and repaired equipment, saving money, having items ready when needed and pride in his job."

Johnny's retirement became effective July 1. Mel Dahl, former grounds foreman for the Department of Health, Physical Education and Recreation, is the new equipment manager.

Everyone has his own mannerisms and Johnny is no exception. He called practically everyone "Hey kid." As a result, many stories have been told about him and the thin Norwegian takes them with a smile.

It has been jokingly said that if you dropped your socks, before they hit the floor Johnny had them stamped SDSU. He believes in strict rules and often has been heard telling a freshman, "You might have been big star in high school, but here you are nothing, huh kid."

Jokingly Marshall notes that Johnny has outlasted five department heads. "We got along very well," Marshall said. "It was understood Johnny was in charge."

Johnny is noted for his blunt approach and comments. One small freshman football player attempted to check out equipment from Johnny. Johnny's comment was, "No kid, you're too small. You can't play football. You'll get hurt."

On other occasions you might hear Johnny say to a student who refused to follow Johnny's rules: "Smart kid. What do you think you are—a star."

## LETTERMEN RETURNING—23

Ends—Rick Dietz (1), Clyde Hagen (1), Terry Hagin (1), Craig Mansfield (1), Tom Rockers (2); Tackles—Greg Gimbel (2), Jim Langer (1), Tony Lorenz (1), Tim Roth (1); Guards—Ray Spellman (1), Dick Horak (2), Tom Kreger (2); Centers—Ken Vahle (2); Fullback—Flash Helm (1); Halfbacks—Jon Naujokas (2), Alan Allen (1), Darwin Gonnerman (2); John Grein (2), Dick Magnuson (1), Terry Moe (1), Tom Settje (1); Quarterbacks—Tom Ball (1), Bob Bozied (2).

## LETTERMEN LOST—14

Tackles—Tom Hamlin (3), Ron Larsen (3), Ray Macri (3), Wayne Onken (3); Guards—Dennis Hansen (2), Bryan Peeke (2); Center—Gene Vostad (3); Fullback—Clayton Sonnenschein (3), Joe Cronin (1); Halfbacks—Jeff Chicoine (3), Dave Girard (2), Monty Frazier (1), Jim (Tod) Macik (3); Quarterback—Tom Anderson (2).

# ALPHABETICAL VARSITY ROSTER

No.	Name	Position	Ht.	Wt.	Age	Class	Major	Hometown (High School)
Alan Allen*		LB, QB	6-2	186	20	Jr.	Civil Engineering	Madelia, Minn.
Tom Ball*		DB, QB	6-2	180	20	Jr.	Physical Education	Austin, Minn. (Pacelli)
Bob Bozied**		QB	5-10	180	21	Sr.	Physical Education	Brookings
Rick Dietz*		E	6-1	185	21	Jr.	Physical Education	Hawarden, Iowa
Tim Elliott		LB, FB	6-2	195	19	Soph.	Civil Engineering	Wyandotte, Mich.
Greg Gimbel**		T	5-11	217	21	Sr.	Physical Education	Menno
Darwin Gonnerman (c-c)**		TB, WB	5-10	200	21	Sr.	Bacteriology	Adrian, Minn.
John Grein (c-c)**		R, C	5-11	193	21	Sr.	Physical Education	Lakefield, Minn.
Wynn Gustafson		T	5-11	225	19	Soph.	Industrial Arts Education	Clark
Clyde Hagen*		E	6-4	225	20	Jr.	Physical Education	Webster
Terry Hagin*		E	6-2	187	20	Jr.	Civil Engineering	Bridgewater
Rick Heard		DB, QB	6-0	175	19	Soph.	Mathematics	Austin, Minn.
Flash Helm*		FB	5-11	195	21	Sr.	Foreign Language	Hayfield, Minn.
Dick Horak**		G	5-11	205	21	Sr.	Civil Engineering	Worthington, Minn.
Dennis Johnson		MG	5-11	204	19	Soph.	Economics	Columbia Falls, Mont.
Tom Jones		E	6-4	220	19	Soph.	Zoology	Wyandotte, Mich.
Tim Keller		DB, TB	5-11	182	19	Soph.	Economics	Austin, Minn.
Bob Kendall		C	6-0	204	20	Jr.	Economics	Waterloo, Iowa (West)
Tom Kreger**		G	5-11	200	21	Sr.	Physical Education	Clear Lake
Jim Langer*		T	6-2	237	20	Jr.	Economics	Royalton, Minn.
Michael Langin		LB, FB	6-1	185	19	Soph.	Pharmacy	Sioux Falls (Washington)
Larry Levinger		MG	5-10	190	19	Soph.	Industrial Arts	Evergreen, Ill.
Tony Lorenz*		DT	6-1	195	21	Jr.	Industrial Arts Education	Lemmon
Dick Magnuson*		DB, WB	6-2	182	20	Jr.	Industrial Arts Education	Primghar, Iowa
Craig Mansfield*		DE	6-2	200	20	Jr.	Civil Engineering	N. Sioux City (Riverside)
Mark Mente		R, C	6-2	195	20	Jr.	Agriculture Operations	Tipton, Iowa
John Miller		DB, QB	6-0	180	19	Soph.	Engineering	Sioux Falls (Washington)
Terry Moe*		LB, G	5-10	210	20	Jr.	Mechanical Engineering	St. Onge (Spearfish)
Jon Naujokas**		LB, TB	6-0	190	21	Sr.	Physical Education	Bird Island, Minn.
Dennis Pagel		TB	5-8	160	19	Soph.	Agriculture Operations	Wessington Springs
Glen Reiner		T	6-2	215	20	Jr.	Mechanized Agriculture	Tripp
Calvin Riesgaard		T, C	6-1	216	19	Soph.	Agriculture Business	Exira, Iowa
Tom Rockers**		DE, T	6-3	212	21	Sr.	Physical Education	Austin, Minn.
Tim Roth*		T	6-2	240	20	Jr.	Economics	Madison, Minn.
Tom Settje*		WB	5-11	175	20	Jr.	History	Milbank
Ray Spellman*		MG	6-2	210	20	Jr.	Economics	Lemmon
Emil Stanec		FB	5-11	191	21	Jr.	Animal Science	Martin
Melvin Thomas		DB, WB	6-4	190	20	Jr.	Mathematics	Onida (Alexandria)
Ken Vahle**		LB, G	6-0	200	21	Sr.	Animal Science	Stanton, Neb.
Butch White		T	6-2	235	20	Jr.	Physical Education	Canton

\*Denotes letters earned.  
(cc): Co-captains

Team Managers: (head) Dave Chilman, Sr., Academy  
(Asst.) Jim Cotter, Soph., Clifton, Ill.,  
and Tim McKinstry, Jr., Rapid City

## PRONUNCIATION GUIDE

Coach Ginn	G as in Gun	Grein	Grine	Naujokas	Nah-OH-kiss
Coach Huether	HEAT-er	Bozied	Bo-ZAYED	Levinger	LEV-en-ger
Coach Brynteson	BRENT-e-son	Kreger	KREE-ger	Vahle	Valley
Coach Moller	MOLE-er	Lorenz	Lor-ENZ		





**1968 Co-Captains: Darwin Gonneman (Standing) and John Grein (Kneeling)**

## **1968 COMPOSITE NCC TEAMS' SCHEDULES**

### **September**

- 7—UNI at N. Mich.
- 14—Weber State at SDSU  
Omaha U. at NDSU  
W. Illinois at UNI  
USD at Mankato  
UND at Montana  
Augie at Concordia  
Morn. at E. Mich.
- 21—SDSU at NDSU  
UNI at UND  
Montana at USD  
Mankato at Augie  
Morn. at Omaha
- 28—Morn. at SDSU  
NDSU at N. Illinois  
UNI at Augie  
USD at UND

### **October**

- 5—SDSU at UNI  
NDSU at USD  
Augie at Morn.
- 12—UND at SDSU  
Augie at NDSU

- Drake at UNI  
USD at Morn.
- 19—SDSU at USD  
NDSU at UND  
Morn. at UNI  
Augie at Wayne State
- 26—SDSU at Youngstown  
Morn. at NDSU  
UNI at USD  
UND at Augie

### **November**

- 2—Augie at SDSU  
NDSU at UNI  
Drake at USD  
UND at Morn.
- 9—Idaho State at SDSU  
Mankato at NDSU  
UNI at E. Mich.  
USD at Augie  
Montana State at UND  
Kearney at Morn.
- 16—SDSU at Drake  
USD at Colorado State

## Ex-Jackrabbits in NFL Prove Value of Small-College Players

South Dakota State has had 16 former gridgers go on to play in the National Football League, including four who were drafted and 12 free agents (the NFL draft was begun in 1939). The NFL has drafted 12 other ex-Jackrabbits who did not play.

Best-known ex-Stater in the NFL was Pete Retzlaff, 11-year veteran end for the Philadelphia Eagles. Acquired by the Eagles from Detroit in 1956 for the standard waiver price of \$100, Pete went on to become one of the league's top receivers. "It was the best \$100 the Eagles ever spent," according to General Manager Vince McNally. Retzlaff's best season was 1965 when he hauled down 66 passes for 1,190 yards and 10 TDs (third in the league). He was named to the all-NFL team, played in the Pro Bowl and was named Pro Player of the Year. Retzlaff was ranked third among all-time NFL pass receivers with 452 pass receptions 7,412 yards.

Wayne Rasmussen, drafted in 1964 by the Detroit Lions, is a former State gridder currently playing pro ball. A defensive back, he again is with the Lions.

Retzlaff, Rasmussen, Meyer and Dominic Klawitter, center for the Chicago Bears in 1956 (an injury cut short his career), are the NFL players who were drafted. SDSU has produced almost half (15 or 36) of the NFL draftees from the North Central Conference, according to a survey by NFL publicity officials. Next in line are UND with five; NDSU and USD, each with four; SCI and Augustana, each with two; and Morningside with one.

Quarterback Ron Meyer, drafted in 1965 by the Chicago Bears, is the latest former Jackrabbit to try out in the big league. End Ed Maras also was drafted in 1965 by the Green Bay Packers, but declined in favor of a pro baseball contract with the Baltimore Orioles.

### Former SDSU Gridgers Who Played in the NFL

Paul Sheeks, 1921-22, Akron  
 Eldon Erickson, 1922, Minneapolis  
 John Beasey, 1924, Green Bay  
 Weert Englemann, 1930-33, Green Bay  
 Raymond Jenison, 1931, Green Bay  
 Joseph Crakes, 1933, Cincinnati  
 Israel Ginsberg, 1935, Boston  
 Alfred Arndt, 1935, Pittsburgh, Boston  
 Paul Miller, 1936-38, Green Bay  
 Mark Barber, 1937, Cleveland  
 Robert Pylman, 1938-39, Philadelphia  
 Douglas Eggers, 1954-57, Baltimore; 1958, Chicago Cardinals  
 Dominic Klawitter, 1956, Chicago Bears  
 Pete Retzlaff, 1956, Detroit; 1956-66, Philadelphia  
 Wayne Rasmussen, 1964-66, Detroit  
 Ron Meyer, 1966, Pittsburgh Steelers

### Former SDSU Gridgers Drafted by the NFL

'39 Bob Riddell, end, Philadelphia  
 '51 Harry Gibbons, back, Detroit  
 Dick Peot, tackle, Detroit  
 '53 Pete Retzlaff, back-end, Detroit  
 '55 Jerry Welch, back, Baltimore  
 '56 Dominic Klawitter, center, Chicago Bears  
 '57 Harwood Hoeft, end, Baltimore  
 '58 Wayne Haensel, tackle, New York  
 '59 Leroy Bergan, tackle, Baltimore  
 '61 Leland Bondhus, tackle, Green Bay  
 '62 Joe Thorne, back, Green Bay  
 Ron Frank, tackle, San Francisco  
 '64 Wayne Rasmussen, defensive back, Detroit  
 '66 Ron Meyer, quarterback, Chicago  
 Ed Maras, end, Green Bay

## SQUAD BREAKDOWN

By States	By Class	By Age
South Dakota ..... 18	Sophomore ..... 11	Nineteen ..... 11
Minnesota ..... 12	Juniors ..... 19	Twenty ..... 16
Iowa ..... 5	Senior ..... 10	Twenty-one ..... 13
Michigan ..... 2		(Ave. age 20)
Nebraska ..... 1		
Illinois ..... 1		
Montana ..... 1		
(7 states represented)		



A 40-pound cottonwood log, sculptured to look like a bull, has been designated as the official "Beef Bowl" football game trophy. The trophy, which was carved by Bill Zwingelberg, Rapid City, takes the form of a bull with a football helmet on its head. A wooden football is held by its hoof. Zwingelberg, third from the left, a junior art major at SDSU, estimates it took him 60 hours to carve the trophy out of one piece of wood. Left to right, presenting Zwingelberg with a \$100 prize for his efforts, are Stan Marshall, SDSU director of Health, Physical Education and Recreation; Allen R. Barnes, dean of the College of Arts and Science; and Ralph Ginn, head SDSU football coach.

### Coughlin-Alumni Stadium Has Outstanding Press Box Facilities

Coughlin-Alumni Stadium's Press Box is "home" for up to 50 newsmen, photographers, coaches, scouts, statisticians and halftime free-coffee-and-hot dog gourmets at South Dakota State's home football games. Constructed along with the 10,500-seat stadium in 1962, the \$23,000 facility is 100 feet long and 10 feet deep. It has six three-man booths and four two-man booths, plus a 40-foot working area with a capacity for 24 persons. State University was the only college in the nation in 1964 to earn the "Press Box Merit Award" from the Football Writers Association of America for providing "outstanding press box working facilities."



# RECORD AGAINST 1968 OPPONENTS

## WEBER STATE

(1st meeting)

### N. D. STATE U.

	SDS	NDSU
1903	0	85
1908	11	5
1909	5	11
1910	6	3
1911	14	3
1913	7	6
1915	21	0
1917	21	14
1919	0	0
1920	27	7
1921	54	0
1922	13	0
1923	13	14
1924	14	0
1925	3	3
1926	21	0
1927	34	0
1928	27	6
1929	0	0
1930	0	24
1931	7	0
1932	6	12
1933	13	7
1934	38	0
1935	6	7
1936	0	7
1937	13	6
1938	6	13
1939	6	0
1940	7	0
1941	0	25
1942	14	0
1946	0	6
1947	7	0
1948	7	6
1949	33	13
1950	60	0
1951	7	7
1952	14	48
1953	32	14
1954	50	13
1955	33	7
1956	9	26
1957	32	14
1958	20	33
1959	6	8
1960	14	14
1961	41	12
1962	17	6
1963	40	25
1964	13	20
1965	13	41
1966	6	35
1967	14	34

875 640  
W—31; L—18; T—5

1939	34	13
1940	6	6
1941	3	0
1942	3	0
1946	0	0
1947	13	0
1948	13	18
1949	27	20
1950	31	7
1951	28	26
1952	39	25
1953	31	29
1954	34	39
1955	21	21
1956	28	13
1957	7	7
1958	26	6
1959	32	34
1960	22	0
1961	56	0
1962	41	7
1963	28	22
1964	32	21
1965	20	25
1966	21	41
1967	24	15

942 518  
W—28; L—10; T—4

## U. OF NORTHERN IOWA

(Formerly SCI)

	SDS	UNI
1935	13	22
1936	13	0
1937	0	33
1940	2	12
1941	0	21
1942	0	38
1945	7	58
1946	6	6
1948	7	33
1949	14	13
1950	34	13
1951	48	6
1952	34	47
1953	52	19
1954	41	20
1955	34	21
1956	31	27
1957	23	20
1958	13	8
1959	12	14
1960	0	12
1961	36	13
1962	13	13
1963	27	13
1964	14	23
1965	0	41
1966	7	13
1967	16	17

497 576  
W—12; L—14; T—2

## MORNINGSIDE

	SDS	MORN.
1922	48	0
1923	24	26
1924	34	0
1926	21	6
1927	44	7
1928	13	7
1929	38	0
1930	0	13
1931	20	0
1932	26	6
1933	21	6
1934	7	13
1935	12	6
1936	0	13
1937	0	7
1938	14	13

## DRAKE U.

	SDS	DU
1945	0	34
1948	0	47
1949	0	40
1957	7	25
1958	12	6
1964	15	37
1967	21	34

55 223  
W—1; L—6; T—0

## YOUNGSTOWN U.

	SDS	YU
1942	0	14

## U. OF NORTH DAKOTA

	SDS	UND
1906	5	4
1907	6	24
1914	14	3
1915	0	0
1916	14	7
1917	13	6
1919	9	7
1920	3	6
1921	27	14
1922	6	16
1923	6	12
1924	7	6
1926	6	0
1928	0	6
1929	6	7
1930	0	21
1931	6	34
1932	0	13
1933	18	2
1934	0	6
1935	6	6
1936	6	33
1938	0	37
1939	14	13
1940	0	6
1941	15	33
1942	8	19
1948	6	31
1949	0	19
1950	21	21
1951	21	12
1952	60	6
1953	13	13
1954	34	20
1955	14	6
1956	14	13
1957	53	21
1958	12	30
1959	6	0
1960	23	27
1961	13	14
1962	26	0
1963	7	6
1964	28	35
1965	7	14
1966	0	43
1967	7	9

560 681  
W-19; L-24; T-4

## U. OF SOUTH DAKOTA

	SDS	USD
1889	6	6
1900	0	17
1901	0	22
1902	0	10
1904	6	6
1905	0	17
1906	0	22
1910	0	33
1911	6	15
1912	7	73
1914	0	12
1915	0	7
1919	13	6
1920	3	7
1921	9	0
1922	7	7
1923	7	0
1924	10	3
1925	7	0

1926	0	0
1927	12	16
1928	13	0
1929	6	0
1930	13	6
1931	0	10
1932	0	0
1933	0	0
1933	14	0
1934	19	0
1935	2	6
1936	0	6
1937	2	12
1938	0	7
1939	7	21
1940	0	26
1941	0	40
1942	0	7
1946	20	0
1947	7	26
1948	0	33
1949	27	25
1950	54	28
1951	6	26
1952	21	21
1953	25	0
1954	20	19
1955	27	7
1956	14	19
1957	21	13
1958	7	28
1959	12	7
1960	28	7
1961	34	6
1962	24	0
1963	61	0
1964	7	10
1965	30	14
1966	22	18
1967	42	14

678 748  
W-25; L-28; T-6

## AUGUSTANA

	SDS	AUG.
1931	49	0
1946	26	6
1947	33	12
1948	20	6
1949	28	0
1950	20	12
1951	58	7
1952	47	6
1953	55	0
1954	68	0
1955	28	0
1956	20	0
1957	16	0
1958	20	0
1959	0	13
1960	20	21
1961	41	14
1962	28	7
1963	28	8
1964	27	14
1965	14	14
1966	19	13
1967	17	21

682 201  
W-18; L-4; T-1

## IDAHO STATE U.

	SDS	ISU
1967	24	22

## 1967 RECORDS OF JACKRABBITS' 1968 FOES

	W	L	T	Pct.	TP	OP
North Dakota State	9	1	0	.900	353	111
University of Northern Iowa	7	3	0	.700	136	85
Weber State	6	4	0	.600	193	199
Drake University	4	5	0	.444	146	248
Youngstown University	4	5	0	.444	189	166
Morningside	4	5	0	.444	145	155
Augustana	4	5	0	.444	146	234
South Dakota State	4	6	0	.400	186	185
University of North Dakota	4	6	0	.400	123	164
University of South Dakota	2	8	0	.200	124	226
Idaho State University	1	9	0	1.00	73	202

# 1967 SDSU INDIVIDUAL STATISTICS

## TOTAL OFFENSE

	Plays	Yds. Rush	Yds. Pass	Net Gain	Play Ave.
Darwin Gonnerman	247	1,023	17	1,040	4.6
Bob Bozied	101	4	583	587	5.8
Monty Frazier	108	406	0	486	3.8
Clayton Sonnenschein	76	211	0	211	2.8
Tom Settje	36	204	0	204	5.7
Tod Macik	37	102	0	102	2.7
Tom Anderson	38	18	17	95	2.5
Joe Cronin	16	39	0	39	2.4
John Eidsness	40	-31	55	24	—
Emil Stanec	3	2	0	2	—
Jon Naujokas	1	2	0	2	2.0
Totals	703	1,980	732	2,712	3.9

## RUSHING

	No.	YG	YL	Net	Ave.	TDS
Darwin Gonnerman	244	1,089	66	1,023	4.2	12
Monty Frazier	108	464	58	406	3.8	3
Clayton Sonnenschein	76	226	15	211	2.8	0
Tom Settje	36	214	10	204	5.7	1
Tod Macik	37	140	38	102	2.7	1
Joe Cronin	16	43	4	39	2.4	1
Tom Anderson	10	27	9	18	1.8	1
Bob Bozied	41	100	96	4	—	1
Emil Stanec	3	5	3	2	—	0
Jon Naujokas	1	2	0	2	2.0	0
John Eidsness	11	8	39	-31	—	0
Totals	583	2,318	338	1,980	3.4	20

## PASSING

	Att.	Comp.	Had Int.	Net	TD	CV
Bob Bozied	60	33	4	583	4	1
Tom Anderson	28	9	1	77	1	0
John Eidsness	29	9	4	55	0	0
Darwin Gonnerman	3	1	0	17	0	0
Totals	120	52	9	732	5	1

## KICKOFF RETURNS

	No.	Yds.	Ave.	TD
Darwin Gonnerman	19	396	20.8	0
Tod Macik	4	76	19.0	0
Tom Settje	3	54	18.0	0
Jon Naujokas	2	52	26.0	0
Alan Allen	2	27	13.5	0
Jeff Chicoine	1	22	22.0	0
Monty Frazier	1	18	18.0	0
Joe Cronin	1	16	16.0	0
Clyde Hagen	1	6	6.0	0
Jim Langer	1	0	—	0
Totals	35	667	19.1	0

## SCORING

	TD	Conversion Made			Conversion Att.			FG	Total
		Kick	Run	Catch	Kick	Run	Pass		
Darwin Gonnerman	13	15	0	0	16	0	0	3-3	102
Monty Frazier	3	0	0	1	0	0	1	0-0	20
Tod Macik	1	7	0	0	7	0	0	1-2	16
Tom Settje	2	0	0	0	0	0	0	0-0	12
Terry Hagin	2	0	0	0	0	0	0	0-0	12
Bob Bozied	1	0	0	0	0	1	0	0-0	6
Joe Cronin	1	0	0	0	0	0	0	0-0	6
Tom Anderson	1	0	0	0	0	0	0	0-0	6
Clyde Hagen	1	0	0	0	0	0	0	0-0	6
Totals	25	22	0	1	23	1	1	4-5	186

## PASS RECEIVING

	No.	Yds.	TDS
Clyde Hagen	16	218	1
D. Gonnerman	12	105	1
Terry Hagin	9	154	2
Tod Macik	6	105	0
Tom Settje	4	106	1
Monty Frazier	4	34	0
Mark Mente	1	10	0
Totals	52	732	5

## PUNTING

	No.	Yds.	Ave.
John Grein	68	2,273	33.4
Tod Macik	4	120	30.0
Tom Anderson	4	108	27.0
C. Sonnenschein	1	19	19.0
(Team)	1	0	—
Totals	78	2,520	32.3

## INTERCEPTION RETURNS

	No.	Yds.	TDS
Tom Ball	4	55	0
David Girard	2	39	0
Dick Magnuson	2	22	0
Alan Allen	1	19	0
John Grein	1	6	0
Totals	10	141	0

## PUNT RETURNS

	No.	Yds.	Ave.	TD
Darwin Gonnerman .....	22	342	15.5	1 (94 yds)
Dave Girard .....	9	85	9.4	0
Tod Macik .....	1	19	19.0	0
Tom Rockers .....	1	-1		0
Totals .....	33	445	13.5	1

## 1967 SDSU TEAM STATISTICS

### FIRST DOWNS

	SDS	Opp.
Rushing .....	106	69
Passing .....	30	48
Penalty .....	7	7
Total .....	143	124

### RUSHING

	SDS	Opp.
Times rushed .....	583	442
Yards gained .....	2318	1580
Yards lost .....	338	373
NET GAIN .....	1980	1207
Gain per try .....	3.4	2.8
Average per game .....	198	158

### PASSING

	SDS	Opp.
Attempted .....	120	195
Completed .....	52	86
Had intercepted .....	9	10
NET GAIN .....	732	1267
Gain per attempt .....	6.1	6.5
Ave. per completion .....	14.1	14.7
Ave. per play .....	3.9	3.9

### TOTAL OFFENSE

	SDS	Opp.
Plays (run, pass) .....	703	637
NET GAIN .....	2712	2474
Ave. per play .....	3.9	3.9
Ave. per game .....	271	247

### INTERCEPTIONS RETURNED

	SDS	Opp.
No. interceptions .....	10	9
Yards returned .....	141	130
Ave. per return .....	14.1	14.4
Longest return .....	27	56

### FUMBLES

	SDS	Opp.
Times fumbled .....	32	29
Fumbles lost .....	15	18

### PENALTIES

	SDS	Opp.
Yards penalized .....	495	396
No. penalties .....	43	40

### PUNTING

	SDS	Opp.
No. of punts .....	78	72
Yards punted .....	2520	2684
Had blocked .....	1	2
Ave. per punt .....	32.3	37.3

### PUNT RETURNS

	SDS	Opp.
No. returned .....	33	38
Yards returned .....	445	462
Ave. per return .....	13.5	12.2
Longest return .....	94	80

### KICKOFF RETURNS

	SDS	Opp.
No. returned .....	35	33
Yards returned .....	667	630
Ave. per return .....	19.1	19.1
Longest return .....	42	40

### SCORING

	SDS	Opp.
Touchdowns .....	25	26
by rushing .....	19	12
by passing .....	5	9
by interception return .....	0	2
by punt return .....	1	3
by kickoff return .....	0	0
Conversions .....	23-25	18-26
by kicking .....	22-23	18-22
by passing .....	1-1	0-1
by running .....	0-1	0-3
Field goals .....	4-5	3-8
Safeties .....	0	

### SCORING BY QUARTERS

	1	2	3	4
SDS .....	48	50	59	29
Opp. ....	30	58	37	60

## STATE'S THOUSAND YARD CLUB

(1,000 Yards or Better Total Offense in a Season)

Player	Year	Plays	Yards Rushing	Yards Passing	Total Offense
Ron Meyer, QB .....	1964	297	-181	1385	1204
Dean Koster, QB .....	1961	159	28	1147	1175
Warren Williamson, HB .....	1950	151	1014	89	1103
Jerry Welch, QB .....	1954	171	625	478	1103
Ron Meyer, QB .....	1963	165	-14	1091	1077
D. Gonnerman, TB, FB .....	1967	247	1023	17	1040
Peter Retzlaff, FB .....	1951	142	1016	0	1016
Ron Meyer, QB .....	1965	317	-119	1132	1013
Pete Retzlaff, FB .....	1952	137	1008	0	1008

# 1967 NCC INDIVIDUAL LEADERS

## PASSING

	G	Att.	Comp*	Intc.	Pct.	Yds.	TD
Phil Schooley, UNI .....	6	140	65	5	.464	746	5
Gary Sandbo, Aug. ....	6	169	65	10	.384	857	4
Terry Hanson, NDS .....	6	97	57	3	.588	798	4
Don Zeleznak, Morn. ....	6	123	48	8	.390	573	5
Jim Foster, USD .....	6	93	34	6	.366	436	2
Rick Ouradnik, UND .....	6	60	29	2	.483	333	3
Bob Bozied, SDS .....	6	36	21	1	.583	365	3
Herb Larsen, Morn. ....	6	35	12	7	.343	163	0
Mike Conner, UND .....	5	43	12	1	.279	152	0
Lauri Hakanen, USD .....	5	41	10	3	.224	90	0

## RUSHING

	G	No.	Yds.*	Ave.
D. Gonnerman, SDS	6	141	592	98.6
R. Thomsen, UNI	6	111	509	84.8
Tim Mjos, NDS	6	111	504	84.0
Ken Rota, NDS	6	118	501	83.5
Terry Fox, UNI	6	89	448	74.6
J. Quaderer, UNI	6	94	367	61.1
Jack Hagen, NDS	6	67	338	56.2
Dan Gipple, Morn.	6	78	333	55.5
Roger Olson, Aug.	6	87	297	49.5
Lud Fettig, UND	6	70	274	45.6

## TOTAL OFFENSE

	G	Plays	Yds.*
Gary Sandbo, Aug.	6	229	1096
T. Hanson, NDS	6	115	766
P. Schooley, UNI	6	165	686
D. Gonnerman, SDS	6	141	592
D. Zeleznak, Morn.	6	153	577
R. Thomsen, UNI	6	111	509
Tim Mjos, NDS	6	111	504
Ken Rota, NDS	6	118	501
Terry Fox, UNI	6	90	448

## KICKOFF RETURNS

	G	No.	Yds.	Ave. Ret*
(Minimum 5 returns)				
P. Hatchett, NDS	6	6	141	23.5
D. Gonnerman, SDS	5	10	234	23.4
Ron Dupree, USD	6	16	369	23.1
Bill Smith, UNI	6	12	274	22.8
Jim Moreland, Aug.	6	18	397	22.1
Pete Gilbert, UND	6	8	173	21.6
Mike Elliott, Morn.	6	10	214	21.4
Bob Clark, USD	6	10	170	17.0

## PUNT RETURNS

	G	No.	Yds.	Ave. Ret*
(Minimum 5 returns)				
Mike Elliott, Morn.	6	10	181	18.1
D. Gonnerman, SDS	6	13	206	15.8
Pete Gilbert, UNI	6	11	138	12.5
Bill Smith, UNI	6	10	121	12.1
Paul Hatchett, NDS	6	27	241	8.1
Ron Dupree, USD	6	10	89	8.1
Dean Freed, USD	6	6	40	6.6
Bill Calloway, UNI	6	6	40	6.6

## RECEIVING

	G	No.*	Yds.	TD
Marv Johnson, UNI	6	23	262	1
M. Ratzloff, Aug.	5	22	291	2
M. Sharrock, Morn.	6	18	205	2
B. Predovich, UND	6	16	260	2
O. Schmitz, NDS	6	16	204	3
N. Eckhoff, Morn.	6	14	134	0
Baack, Aug.	6	13	215	1
Tim Mjos, NDS	6	13	201	1
Knief, Morn.	6	12	186	2
Terry Fox, UNI	6	12	138	2

## SCORING

	G	TD	PAT		
			1-2	FG	TP*
Gonnerman, SDS	6	9	6-0	3	69
Tim Mjos, NDS	6	8	0-0	0	48
Ken Rota, NDS	6	8	0-0	0	48
D. Gipple, Morn.	6	1	7-0	6	31
R. Thomsen, UNI	6	5	0-0	0	30
Jack Hagen, NDS	6	4	0-0	0	24
Quaderer, UND	6	3	0-1	0	20
Kovacevich, UNI	6	0	8-0	4	20

## PUNTING

	G	No.	Yds.	Ave.*
J. Conrad, UND	6	45	1753	38.9
D. Miller, UNI	6	33	1265	38.3
Brownell, USD	6	31	1174	37.8
G. Dahl, Morn.	6	31	1137	36.6
Tim Mjos, NDS	6	19	693	36.4
J. Grein, SDS	6	45	1493	33.1
G. Baack, Aug.	6	31	1011	32.6
Chambers, USD	6	8	233	29.1
D. Olson, NDS	6	11	299	27.1

## INTERCEPTIONS

	G	No.*	Yds.
Del Gehrett, NDS	6	4	115
Deith Boleen, UND	6	3	55
Bill Smith, UNI	6	3	54
G. Kallenbach, NDS	6	3	6
Lynn King, UNI	6	3	3

(Seven tied with two each)

(\*)DENOTES LEADERSHIP

# 1967 NCC TEAM STATISTICS

## PASSING

	G	Att.	Comp.	Intc.	Pct.	Yds.	TD	Ave.*
NDS	6	109	60	33	.550	859	5	143.1
Aug.	6	170	65	11	.382	857	4	142.8
UNI	6	150	68	6	.453	752	5	125.3
Morn.	6	159	60	15	.377	736	5	122.6
USD	6	136	45	9	.331	549	2	91.5
UND	6	104	42	3	.404	511	3	85.1
SDS	6	61	29	5	.475	428	3	71.3



## TOTAL OFFENSE

	G	Plays	Yds.	Ave.*
NDSU	6	481	2450	408.3
UNI	6	427	1811	301.8
Aug.	6	398	1599	266.5
SDSU	6	415	1572	262.0
Morn.	6	414	1456	242.6
UND	6	389	1276	212.6
USD	6	374	1043	173.8

## TOTAL DEFENSE

	G	Plays	Yds.	Ave.*
NDSU	6	353	1003	167.1
SDSU	6	364	1513	252.1
UNI	6	432	1549	258.1
Morn.	6	429	1626	271.0
UND	6	426	1659	
USD	6	438	1770	
Aug.	6	456	2227	3.

## RUSHING

	G	Plays	Yds.	Ave.*
NDSU	6	372	1591	265.1
SDSU	6	354	1144	190.6
UNI	6	277	1059	176.5
UND	6	285	765	127.5
Aug.	6	228	742	123.6
Morn.	6	255	720	120.0
USD	6	238	494	82.3

## SCORING

	G	TD	PAT				Ave.*
			1-2	FG	Saf.	TP	
SDSU	6	16	13-1	3	0	120	20.0
UND	6	13	8-1	4	0	100	16.6
Morn.	6	11	7-0	6	1	93	15.5
Aug.	6	12	10-0	1	0	85	14.1
UND	6	10	6-1	3	0	77	12.8
USD	6	6	5-0	2	0	47	7.8

## RUSHING DEFENSE

	G	Plays	Yds.	Ave.*
NDSU	6	230	479	79.8
SDSU	6	258	660	110.0
UNI	6	270	750	125.0
Morn.	6	288	843	140.5
UND	6	283	1057	176.1
USD	6	330	1173	195.5
Aug.	6	350	1553	258.8

## PASS DEFENSE

	G	Plays	Yds.	Ave.*
NDSU	6	123-45	524	87.3
USD	6	108-44	597	99.5
UND	6	143-57	602	100.3
Aug.	6	106-56	674	112.3
SDSU	5	106-45	713	118.8
Morn.	6	141-57	783	130.5
UNI	6	162-65	799	133.1

\*DENOTES LEADERSHIP

# 1967 NCC ALL-CONFERENCE TEAM

## OFFENSIVE TEAM

Ends: Mike Ratzloff, AUGIE; Bill Predovich, UND  
 Tackles: BOB HUNTER, NDS; Wayne Onken, SDSU  
 Guards: John Heller, NDS; Bob LaVoie, UND  
 Center: Ray Tomberlin, UND  
 Quarterback: Gary Sandbo, AUGIE  
 Flanker: GAYLE KNIEF, MORN.  
 Backs: Tim Mjos, NDS; KEN ROTA, NDS; Darwin Gonnerman, SDS  
 Most Valuable Back—Sandbo

## DEFENSIVE TEAM

Ends: Tom Rockers, SDSU; Tom Langseth, UND  
 Tackles: \*RAY PEDERSEN, UNI; Charles Bosch, UND  
 Guard: Jim Ferge, NDS  
 Linebackers: MIKE AHNEMANN, NDS; Bryan Peeke, SDSU; Larry Clement, UNI  
 Backs: Bill Smith, UNI; Del Gehrett, NDS; BOB TOFTEY, UND; Warren Schumacher, USD  
 Most Valuable Lineman—Pedersen  
 (Names capitalized indicate returnees: \*indicates three-year honorees)

## FINAL 1967 NCC STANDINGS

### OVERALL

	W	L	T	TP	Op	W	L	Pts	Opp
N. D. State	6	0	0	217	59	9	1	353	111
North. Iowa	5	1	0	100	62	7	3	136	85
U. N. D.	4	2	0	77	61	4	6	123	164
S. D. State	2	4	0	120	110	4	6	186	185
Morningside	2	4	0	93	122	4	5	145	155
Augustana	2	4	0	85	174	4	5	146	234
U. S. D.	0	6	0	47	151	2	8	124	226
				32					

## NORTH CENTRAL CONFERENCE

School	Est. '68 Enrollment	Location	Population
South Dakota State University ...	5,800	Brookings, S. D. ....	12,400
Augustana College .....	2,100	Sioux Falls, S. D. ....	67,000
University of South Dakota .....	5,000	Vermillion, S. D. ....	6,300
North Dakota State University ...	6,400	Fargo, N. D. ....	68,000
University of North Dakota .....	7,600	Grand Forks, N. D. .	49,000
University of Northern Iowa ...	8,900	Cedar Falls, Iowa ....	28,000
Morningside College .....	1,600	Sioux City, Iowa ....	90,000

## NCC RECORDS

### TEAM

- Scoring:** Best game ave. season—41.2 pts., SDS, 1954  
**Total Offense:** Best game ave. season—421.2 yds., SDS, 1961  
**Rushing:** Highest game ave. season—358.7 yds., SDS, 1951  
**Passing:** Best game ave. season—217.2 yds., UNI, 1954  
**Total Defense:** Smallest ave. yield season—114.7 yds., NDSU, 1965  
**Rushing Defense:** Smallest ave. yield season—16 yds., NDSU, 1965  
**Passing Defense:** Smallest ave. yield season—26.8 yds., NDSU, 1953  
**Victories:** Most for season—6, USD, 1951; UNI, 1960; SDS, 1963; NDSU, 1965 (all 6-0-0).

### INDIVIDUAL

- Scoring:** Most points season—72, Warren Williamson, SDS, 1950.  
**Total Offense:** Most yds. season—1,436, Corey Colehour, UND, 1966.  
**Rushing:** Most net yds. game—253, Randy Schultz, UNI vs. SDS, 1963.  
 Most net yds. season—757, Dan Boals, UNI, 1962  
**Passing:** Most net yds. season—1,555, Corey Colehour, UND, 1966 (competed 116. of 216)  
 Most completions season—116, Corey Colehour, UND, 1966 (1,555 yds.)  
**Receiving:** Most yds. gained season—677, Ken Hoogensen, Mor., 1964.  
 Most catches season—44, Ken Hoogensen, Mor., 1964  
**Punting:** Best ave. season (over 10 kicks)—43.6 yds., Wayne Ailts, USD, 1956  
**Kickoff Returns:** Most yds. season—495, Dan Duskin, Mor., 1966 (24 returns)  
**Punt Returns:** Most yds. season, 248, Gary Boner, SDS, 1962 (17 returns)  
**Cumulative Punt, Kickoff Returns:** Most yds. season—594, Dan Duskin, Mor., 1966 (34 returns—10 punts, 99 yds., 24 kickoffs, 495 yds.)

## BOX SCORE ON NCC GRID TITLES

Team	Won	Tie	Last Title
<b>SOUTH DAKOTA STATE</b> .....	<b>9</b>	<b>5</b>	<b>1963</b>
North Dakota .....	8	3	1966
University of Northern Iowa .....	6	6	1964
North Dakota State .....	4	3	1967
Morningside .....	2	1	1956
South Dakota .....	2	3	1951
Augustana .....	1	1	1959
*Creighton .....	0	2	1927

\*No longer member of conference.

## NCC FOOTBALL CHAMPIONSHIPS

1922—South Dakota State	1947—Iowa State Teachers and South Dakota U.
1923—Morningside	1948—Iowa State Teachers
1924—South Dakota State	1949—South Dakota State and Iowa State Teachers
1925—Creighton and North Dakota State	1950—South Dakota State
1926—South Dakota State	1951—South Dakota U.
1927—Creighton and South Dakota U.	1952—Iowa State Teachers
1928—North Dakota U.	1953—South Dakota State
1929—North Dakota U.	1954—South Dakota State and Morningside
1930—North Dakota U.	1955—South Dakota State
1931—North Dakota U.	1956—Morningside
1932—North Dakota State	1957—South Dakota State
1933—South Dakota State	1958—North Dakota U.
1934—North Dakota U.	1959—Augustana
1935—North Dakota State	1960—Iowa State Teachers (now State College of Iowa)
1936—North Dakota U.	1961—South Dakota State and State College of Iowa
1937—North Dakota U.	1962—South Dakota State and State College of Iowa
1938—South Dakota U.	1963—South Dakota State
1939—South Dakota State, South Dakota U., North Dakota U.	1964—State College of Iowa (now U. of Northern Iowa), North Dakota U., North Dakota State
1940—Iowa State Teachers	1965—North Dakota State
1941—Iowa State Teachers	1966—North Dakota State, North Dakota U.
1942—Iowa State Teachers and Augustana	1967—North Dakota State
1943-45—no conference competition	
1946—Iowa State Teachers	

## HOBO DAY RESULTS

(Won 33; Lost 16; Tied 5)

SDS	Opponents	
1912—6	Yankton	3
1913—36	School of Mines	0
1914—14	North Dakota	3
1915—0	South Dakota	7
1916—14	North Dakota	7
1917—21	N. D. State	14
1918—No Game	— WW I	
1919—9	North Dakota	7
1920—14	Hamline	0
1921—27	North Dakota	14
1922—7	South Dakota	7 tie
1923—27	Creighton	20
1924—10	South Dakota	3
1925—0	Creighton	19
1926—0	South Dakota	0 tie
1927—44	Morningside	7
1928—13	South Dakota	0
1929—6	North Dakota	7
1930—13	South Dakota	6
1931—6	North Dakota	34
1932—0	South Dakota	0 tie
1933—18	North Dakota	2
1934—19	South Dakota	0
1935—6	North Dakota	6 tie
1936—0	South Dakota	6
1937—20	Wichita	6
1938—0	South Dakota	7
1939—14	North Dakota	13
1940—0	South Dakota	26
1941—15	North Dakota	33
1942—0	South Dakota	7
1943—(Two Army Special Training Teams played 6-6 tie)		
1944—6	SDS ERC (Army)	0
1945—25	Hamline	0
1946—26	Augustana	6
1947—7	South Dakota	26
1948—20	Augustana	6
1949—27	South Dakota	25
1950—21	North Dakota	21 tie
1951—6	South Dakota	26
1952—60	North Dakota	6
1953—13	St. John's (Minn.)	26
1954—34	North Dakota	20
1955—27	South Dakota	7
1956—14	North Dakota	13
1957—21	South Dakota	13
1958—12	North Dakota	30
1959—12	South Dakota	7
1960—23	North Dakota	27
1961—34	South Dakota	6
1962—26	North Dakota	0
1963—61	South Dakota	0
1964—28	North Dakota	35
1965—30	South Dakota	14
1966—0	North Dakota	43
1967—42	South Dakota	14
Scoring totals—		

SDS 934; Opp. 635

# SOUTH DAKOTA STATE FOOTBALL HISTORY

## FULL SEASON RECORD

## NCC RECORD

Year	W-L-T	Pct.	TP	OP	W-L-T	TP	OP	Place	Coach
1889	0-0-1	.500	6	6	No Conference	Play			Unavailable
1890	0-1-0	.000	0	22	No Conference	Play			Unavailable
1891	1-1-1	.500	68	11	No Conference	Play			Unavailable
1899	3-1-0	.750	90	62	No Conference	Play			Unavailable
1900	4-1-0	.800	128	23	No Conference	Play			Unavailable
1901	3-2-0	.600	102	44	No Conference	Play			Mr. Morrison
1902	3-2-0	.600	67	21	No Conference	Play			L. L. Gilkey
1903	1-2-0	.333	28	95	No Conference	Play			Unavailable
1904	4-2-1	.643	90	27	No Conference	Play			J. Harris Werner
1905	2-3-0	.400	74	122	No Conference	Play			Wm. M. Blaine
1906	3-1-0	.750	52	34	No Conference	Play			Wm. Juneau
1907	5-2-0	.714	108	42	No Conference	Play			Wm. Juneau
1908	3-3-1	.500	56	61	No Conference	Play			Wm. Juneau
1909	1-3-0	.250	61	28	No Conference	Play			J. M. Saunderson
1910	4-2-2	.625	76	64	No Conference	Play			J. M. Saunderson
1911	4-4-0	.500	60	89	No Conference	Play			Frederick Johnson
1912	2-3-1	.417	46	136	No Conference	Play			Harry "Buck" Ewing
1913	5-3-0	.625	147	82	No Conference	Play			Harry "Buck" Ewing
1914	5-2-0	.714	93	60	No Conference	Play			Harry "Buck" Ewing
1915	5-1-1	.786	163	7	No Conference	Play			Harry "Buck" Ewing
1916	4-2-0	.667	100	76	No Conference	Play			Harry "Buck" Ewing
1917	5-1-0	.833	149	84	No Conference	Play			Harry "Buck" Ewing
1918	No Games—World War I								
1919	4-1-1	.750	78	20	No Conference	Play			C. A. "Jack" West
1920	4-2-1	.643	66	27	No Conference	Play			C. A. "Jack" West
1921	7-1-0	.875	255	38	No Conference	Play			C. A. "Jack" West
1922	5-2-1	.688	202	57	4-1-1	111	37	1	C. A. "Jack" West
1923	3-4-0	.429	121	85	2-3-0	78	51	4	C. A. "Jack" West
1924	6-1-0	.857	91	28	5-0-0	75	16	1	C. A. "Jack" West
1925	2-3-2	.400	20	45	1-1-2	13	25	5	C. A. "Jack" West
1926	8-0-3	.864	157	24	3-0-2	56	14	1	C. A. "Jack" West
1927	5-3-1	.611	189	89	2-2-0	90	36	3	C. A. "Jack" West
1928	9-1-0	.900	230	25	3-1-0	53	19	2	T. C. "Cy" Kasper
1929	5-4-1	.550	237	55	2-1-1	50	7	2	T. C. "Cy" Kasper
1930	2-6-1	.278	48	197	1-3-0	13	64	4	T. C. "Cy" Kasper
1931	6-3-0	.667	194	78	2-2-0	33	44	2	T. C. "Cy" Kasper
1932	2-5-1	.313	70	96	1-2-1	32	31	4	T. C. "Cy" Kasper
1933	6-3-0	.667	118	73	4-0-0	66	15	1	T. C. "Cy" Kasper
1934	6-4-0	.600	189	72	2-2-0	65	19	4	R. H. "Red" Threlfall
1935	4-4-1	.500	123	92	1-3-1	39	48	T-3	R. H. "Red" Threlfall
1936	3-6-1	.350	51	116	1-4-1	19	59	7	R. H. "Red" Threlfall
	4-5-0	.444	102	147	2-3-0	44	58	6	R. H. "Red" Threlfall
	3-5-0	.375	69	109	2-3-0	48	76	4	Jack Barnes
1939	7-2-0	.778	141	95	4-1-0	68	53	T-1	Jack Barnes
1940	4-3-1	.563	78	57	2-3-1	16	50	5	Jack Barnes
1941	2-5-0	.286	32	131	1-5-0	18	131	7	Thurlo McCrady
1942	4-4-0	.500	65	92	3-3-0	45	64	4	Thurlo McCrady
1943	No Games—World War II								
1944	1-1-0	.500	13	27	No Conference	Play			Thurlo McCrady
1945	1-4-1	.250	51	144	No Conference	Play			Thurlo McCrady
1946	3-3-2	.500	131	76	2-1-2	52	18	3	Thurlo McCrady
1947	4-5-0	.444	123	211	3-1-0	60	38	3	Ralph Ginn
1948	4-6-0	.400	107	203	2-4-0	53	127	T-4	Ralph Ginn
1949	7-3-0	.700	183	175	5-1-0	129	90	T-1	Ralph Ginn
1950	9-0-1	.950	381	116	5-0-1	220	81	1	Ralph Ginn
1951	8-1-1	.850	311	105	4-1-1	168	84	2	Ralph Ginn
1952	4-4-1	.500	287	230	3-2-1	215	153	T-3	Ralph Ginn
1953	5-3-1	.611	247	186	5-0-1	208	75	1	Ralph Ginn
1954	7-2-0	.778	338	151	5-1-0	247	111	T-1	Ralph Ginn
1955	6-2-1	.813	197	114	5-0-1	157	62	1	Ralph Ginn
1956	4-5-0	.444	137	212	3-3-0	116	119	T-4	Ralph Ginn
1957	6-2-1	.722	185	119	5-0-1	152	75	1	Ralph Ginn
1958	4-5-0	.444	123	158	3-3-0	98	111	T-3	Ralph Ginn
1959	2-7-0	.222	80	153	2-4-0	68	76	6	Ralph Ginn
1960	5-4-1	.550	170	135	2-3-1	107	81	T-4	Ralph Ginn
1961	8-2-0	.800	376	97	5-1-0	221	59	T-1	Ralph Ginn
1962	7-2-1	.750	238	70	5-0-1	149	33	T-1	Ralph Ginn
1963	9-1-0	.900	278	166	6-0-0	191	74	1	Ralph Ginn
1964	2-8-0	.200	170	243	2-4-0	121	123	T-4	Ralph Ginn
1965	1-8-1	.150	111	247	1-4-1	84	149	T-5	Ralph Ginn
1966	3-7-0	.300	129	280	2-4-0	75	163	T-4	Ralph Ginn
1967	4-6-0	.400	186	185	2-4-0	120	110	T-4	Ralph Ginn
Totals	292-210-35	.584	9,242	6,847	125-84-21	4,043	2,929		

# SDSU FOOTBALL RECORDS

## RUSHING—Individual

Most times carried 1 season—244 by Darwin Gonnerman, 1967  
Most times carried 1 game—41 by Darwin Gonnerman vs. Augustana, 1967  
Most yards net gain 1 game—224 by Darwin Gonnerman vs. Drake U., 1967  
Most yards net gain 1 season—1,023 by Darwin Gonnerman, 1967  
Most yards net gain 2 seasons—2024 by Pete Retzlaff, 1951-52  
Best average for 1 season—112 yards per game by Pete Retzlaff, 1952  
Most times carried career—426 by Joe Thorne, 1959-61  
Most yards net gain career—2156 by Joe Thorne, 1959-61

## RUSHING—Team

Most times carried 1 game—84 vs Augustana, 1952  
Most times carried 1 season—624 in 1951  
Most yards net gain 1 game—532 vs Augustana, 1951  
Most yards net gain 1 season—3685 in 1951  
Fewest net yards 1 game—minus 17 vs Nebraska, 1963  
Fewest net yards season—509 in 1965

## PASSING—Individual

Most passes attempted one game—38 by Ron Meyer vs NDSU and UND, 1965  
Most passes attempted one season—254 by Ron Meyer, 1965  
Most passes attempted career—598 by Ron Meyer, 1963-65  
Most passes completed one game—23 by Ron Meyer vs Arkansas State, 1963  
Most passes completed season—114 (of 254) by Ron Meyer, 1965  
Most passes completed career—290 (of 598) by Ron Meyer, 1963-65  
Most passes had intercepted one game—3 by Herb Bartling vs North Dakota, 1950; Virg Riley vs SCI, 1952; Phil Edwards vs St. John's, 1953; Jerry Welch vs Marquette, 1953; Nig Johnson vs Montana State, 1956; John Meek vs South Dakota, 1958; Ron Meyer vs North Dakota State, 1963; Meyer vs Drake, 1964; Meyer vs North Dakota, 1965  
Most passes had intercepted one season—13 by Ron Meyer, 1965  
Most passes had intercepted career—27 by Ron Meyer, 1963-65  
Most net pass yards one game—289 by Ron Meyer vs Arkansas State, 1963  
Most net pass yards season—1,385 by Ron Meyer, 1964  
Most net pass yards career—3,608 by Ron Meyer, 1963-65  
Most touchdown passes one game—4 by Herb Bartling vs North Dakota State, 1949; Ron Meyer vs North Dakota State, 1963  
Most touchdown passes season—19 by Ron Meyer, 1963  
Most touchdown passes career—41 by Ron Meyer, 1963-65

## PASSING—Team

Most passes attempted one game—44 vs North Dakota State, 1965  
Most passes attempted season—317 in 1965  
Most passes completed one game—23 vs Arkansas State, 1963  
Most passes completed season—134 in 1965  
Most passes had intercepted one game—4 vs SCI, 1952; St. John's 1953; Arizona, 1956; Montana State, 1958; Morningside, 1966  
Most passes had intercepted season—18 in 1965  
Fewest passes had intercepted season—4 in 1963 (10 games); 1955 9 games  
Most net pass yards one game—289 vs Arkansas State, 1963  
Most net pass yards season—1,419 in 1964  
Most touchdown passes one game—5 vs North Dakota, 1957; South Dakota, 1963  
Most touchdown passes season—23 in 1963

## RECEIVING

Most passes caught one game—11 by Wayne Rasmussen vs Arkansas State, 1963  
Most passes caught season—37 by Jack Rohrs in 1965  
Most passes caught career—89 by Ed Maras, 1963-65  
Most pass yards one game—171 by Dal Eisenbraun vs SCI, 1956 (7 cgt., 3 TI))  
Most pass yards season—470 by Roger Eischens, 1961  
Most pass yards career—1,098 by Ed Maras, 1963-65  
Most touchdown passes caught one game—4 by Don Bartlett vs NDSU, 1949  
Most touchdown passes caught season—7 by Wayne Rasmussen, 1963  
Most touchdown passes caught career—16 by Wayne Rasmussen, 1961-63  
Longest scoring pass—80 yds., Nig Johnson to Dal Eisenbraun vs SCI, 1956

## TOTAL OFFENSE—Individual

Most attempts one game—46 by Ron Meyer vs Augustana; North Dakota State; North Dakota, 1965  
Most attempts season—317 by Ron Meyer, 1965  
Most attempts career—779 by Ron Meyer, 1963-65  
Most yards one game—316 by Ron Meyer vs Arkansas State, 1963  
Most yards season—1,204 by Ron Meyer, 1964  
Most yards career—3,294 by Ron Meyer, 1963-65

## TOTAL OFFENSE—Team

Most yards 1 game—638 vs Bemidji Teachers, 1951  
Most yards 1 season—4,377 in 1951  
Number of plays run 1 game—99 vs Augustana, 1952  
Number of plays run 1 season—733 in 1951

## **PUNTING—Individual**

Most punts 1 game—13 by John Grein vs U. of Tampa (34.4 ave.), 1967  
Most punts season—70 by Dave Glasrud (36.1 ave.), 1965  
Longest punt—68 yards by Bob Bresee vs South Dakota, 1951  
Best Ave. season (min. 25)—36.9 yds. (31 kicks) by Len Spanjers, 1957

## **PUNTING—Team**

Most punts 1 game—13 vs U. of Tampa (34.4 ave.), 1967  
Most punts season—78 for 32.3 ave. in 1967  
Most punts had blocked 1 season—2 in 1950; 1951; 1952  
Best Ave. 1 game (min. 3) 45.0 yds. (4 kicks) vs South Dakota, 1958  
Best Ave. season—36.4 yds. (32 kicks) in 1950  
Worst Ave. season—30.1 yds. (44 kicks) in 1960

## **SCORING—Individual**

Most touchdowns season—14 by Warren Williamson, 1950  
Most field goals season—9 (of 18) by John Stone, 1962—(Includes 2 blkd.)  
Most points kicking season—51 by John Stone (24 PAT, 9 FG), in 1962  
Most points kicking career—84 by John Stone (55 PAT, 9 FG), 1960-62  
Most scoring 1 game—24 by Don Bartlett vs North-Dakota State, 1949; Pete Retzlaff vs St. Cloud Teachers, 1952  
Most scoring 1 season—102 by Darwin Gonnerman, 1967  
Most scoring career—221 by Jerry Welch, 1951-54  
Most conversion kicks season—36 by \*George Medchill, 1950; Dick Craddock, 1952 (\*attempt 51)  
Best conversion percentage—.938 (15 of 16) by Darwin Gonnerman, 1967

## **SCORING—Team**

Most scoring 1 game—85 vs Columbus, 1922  
Most scoring 1 season—381 in 1950  
Largest margin of victory—85-0 vs Columbus, 1922

## **PASS INTERCEPTION RETURNS—Individual**

Most interceptions 1 game—3 by Buck Osborne vs St. Cloud, 1952; Daryl Martin vs North Dakota, 1962  
Most interceptions 1 season—7 by Wayne Rasmussen, 1963  
Most interceptions career—12 by Wayne Rasmussen, 1961-63  
Most yds. return 1 game—85 by Roger Eischens vs Toledo, 1962  
Longest return—85 yds. by Roger Eischens (TD) vs Toledo, 1962  
Most yds. return 1 season—93 by Ken Ashmore (4 ret.), 1954  
Most yds. return career—110 by Wayne Rasmussen, 1961-63

## **PASS INTERCEPTIONS—Team**

Most interceptions 1 game—6 vs Augustana, 1950; St. Cloud, 1952  
Most interceptions 1 season—20 in 1950  
Most yds. return 1 game—140 vs Morningside (4 ret.), 1961  
Most yds. return 1 season—349 in 1964 (17 ret.)

## **PUNT RETURNS—Individual**

Longest runback—95 yds. TD by Darwin Gonnerman vs N. D. State, 1966  
Most returns 1 season—24 by Gary Boner, 1962  
Most yds. return 1 season—389 by Gary Boner, 1962  
Most yds. return career—675 by Jerry Welch, 1951-54—(41 ret., 16.0 ave.)

## **PUNT RETURNS—Team**

Most runbacks 1 game—8 vs St. Cloud, 1961  
Most runbacks season—44 in 1961 (407 yds. ret.)  
Most yds. ret. game—128 vs St. Cloud in 1961  
Most yds. ret. season—572 (41 ret.) in 1962  
Best return ave. season—15.1 (18 ret.) in 1955

## **KICKOFF RETURNS—Individual**

Most runbacks 1 game—9 by Jerry Welch vs Iowa State, 1952  
Most runbacks season—31 by Reed Sanderson, 1964; 31 by Darwin Gonnerman, 1966  
Most runbacks career—55 by Reed Sanderson, 1963-65  
Most yds. return 1 game—258 by Jerry Welch vs Iowa State, 1952 (9 ret.)  
Most yds. return season—725 by Darwin Gonnerman, 1966  
Most yds. return career—1,121 by Darwin Gonnerman (50 ret.), 1966-67  
Longest return—95 yds. (TD) by Jerry Welch vs Iowa State, 1952

## **KICKOFF RETURNS—Team**

Most runbacks 1 game—10 (164 yds.) vs Arizona, 1956  
Most runbacks season—52 in 1966  
Most yds. ret. 1 game—258 vs Iowa State, 1952  
Most yds. ret. season—1093 in 1966  
Best ret. ave. season—23.5 (27 ret.) in 1957

## DEFENSE

Fewest yds. rushing by opp. 1 game—2 by Mankato State, 1954  
 Fewest yds. rushing by opp. season—1061 in 1955 (9 games)  
 Most yds. rushing by opp. 1 game—442 by Montana State, 1959  
 Most yds. rushing by opp. season—2604 in 1964 (10 games)  
 Fewest yds. passing by opp. season—481 in 1960  
 Most yds. passing by opp. 1 game—310 by UND, 1966  
 Most yds. passing by opp. season—1392 in 1966  
 Most passes compl. by opp. 1 game—20 by UND, 1966  
 Most passes compl. by opp. season—92 in 1966  
 Most TD passes by opp. one game—4 by Iowa State, 1952; SCI, 1952; Arizona, 1954  
 Most TD passes by opp. season—16 in 1966 (10 games)  
 Fewest TD passes by opp. season—2 in 1951 (10 games); 1959 (9 games)  
 Fewest net yds. by opp. 1 game—53 by Mankato State, 1954  
 Fewest net yds. by opp. season—1688 in 1955 (9 games)  
 Most net yds. by opp. 1 game—606 by Arizona, 1956  
 Most net yds. by opp. season—3,437 in 1965 (10 games)  
 Most total first downs by opp. 1 game—30 by Arizona, 1956  
 Fewest total first downs by opp. 1 game—3 by South Dakota, 1962  
 Most first downs rushing by opp. 1 game—21 by Montana State, 1959  
 Fewest first downs rushing by opp. 1 game—1 by SCI, 1955  
 Most first downs passing by opp. one game—12 by Parsons in 1965; 12 by UND in 1966  
 Most first downs by penalty by opp. one game—3 by Montana State, 1962; 3 by South Dakota, 1963; 3 by SCI, 1964; 3 by North Dakota State, 1966  
 Most yds. opp. penalized 1 game—118 on Montana State, 1957  
 Most points by opp. 1 game—86-6 by Kansas, 1947  
 Most points by opp. season—280 in 1966 (10 games)  
 Most TDs by opp. 1 game—9 by Arizona, 1956

## MISCELLANEOUS

Longest sustained drive—99 yds. 2'6" vs South Dakota U., 1955  
 Longest scoring scrimmage run—91 yards by Jerry Welch vs St. Thomas, 1954  
 Most yards kickoff and punt returns 1 season—738 by Darwin Gonnerman, 1967 (22 punts—342 yds., 19 kickoffs—396 yds.)  
 Most games won 1 season—9 in 1928, 1950, 1963  
 Most punts blocked 1 season—5 in 1957  
 Longest consecutive game scoring streak—50—last 3 games in 1949 through first 2 games in 1956  
 Longest field goal—42 yards by Bob Nelson vs South Dakota, 1965  
 Most field goals game—3 by Frank Kelley, 1926; 3 by Bob Nelson vs South Dakota, 1966  
 Most first downs by penalty game—4 vs Augustana in 1965  
 Most first downs by penalty season—9 in 1962, 1965

## CAREER RECORDS OF SDSU COACHES

Period	Coach	Seasons	W	L	T	Pct.	Pts.	Opp. Pts.
1901	Mr. Morrison	1	3	2	0	.600	102	44
1902	L. L. Gilkey	1	3	2	0	.600	67	21
1904	J. Harrison Werner	1	4	2	1	.643	90	27
1905	William M. Blaine	1	2	3	0	.400	74	122
1906-08	William Juneau	3	11	6	1	.639	216	117
1909-10	J. M. Saunderson	2	5	5	2	.500	137	117
1911	Frederick Johnson	1	4	4	0	.500	60	89
1912-17	Harry "Buck" Ewing	6	26	12	2	.675	698	445
1919-27	C. A. "Jack" West	9	44	17	9	.693	1,179	413
1928-33	T. C. "Cy" Kasper	6	30	22	3	.573	897	524
1934-37	R. H. "Red" Threlfall	4	17	19	2	.474	465	427
1938-40	Jack Barnes	3	14	10	1	.580	288	261
1941-46	Thurlo McCrady	5	11	17	3	.403	292	470
1947-67	Ralph Ginn	21	109	83	9	.542	4,357	3,565

## TEN BIGGEST JACKRABBIT SCORES

(Against Collegiate Foes)

1922	Columbus College	85-0
1961	St. Cloud State	73-0
1915	Yankton College	72-0
1929	*Western Union	72-0
1954	Augustana College	68-0
1927	Huron College	67-0
1954	Mankato State	66-0
1917	Gustavus Adolphus	64-0
1928	Dakota Wesleyan	63-0
1946	Manitoba U.	61-0
1963	South Dakota U.	61-0

\*Now known as Westmar College

## WORST JACKRABBIT DEFEATS

1947	Kansas U. ....	6-86
1903	North Dakota State .....	0-85
1905	Minnesota U. ....	0-81
1912	South Dakota U. ....	7-73
1917	Minnesota U. ....	0-64
1956	Arizona U. ....	0-60
1945	State College of Iowa (now U. of Northern Iowa) .....	7-58
1930	Wisconsin U. ....	7-58
1963	Nebraska U. ....	7-58
1899	Dakota Wesleyan .....	0-57
1966	North Dakota U. ....	0-43
1965	State College of Iowa (now U. of Northern Iowa) .....	0-41

## MOST COMBINED POINTS

92	Kansas U. (6-86) .....	1947
85	North Dakota State (0-85) .....	1903
85	Columbus College (85-0) .....	1922
82	South Dakota U. (54-28) .....	1950
81	Minnesota U. (0-81) .....	1905
81	State College of Iowa (now U. of Northern Iowa) (34-47) ....	1952
80	South Dakota U. (7-73) .....	1912
76	Iowa State U. (19-57) .....	1952
74	North Dakota (53-21) .....	1957
73	Morningside (34-39) .....	1954
73	St. Cloud State (73-0) .....	1961

## FUTURE JACKRABBIT SCHEDULES

### 1969

(Five Home Games)

- Sept. 13—Weber State at Ogden, Utah
- Sept. 20—Drake U. at Brookings
- Sept. 27—Morningside at Sioux City
- Oct. 4—UNI at Brookings
- Oct. 11—North Dakota at Grand Forks
- Oct. 18—South Dakota at Brookings
- Oct. 25—Youngstown U. at Brookings
- Nov. 1—Augustana at Sioux Falls
- Nov. 8—North Dakota State at Brookings
- Nov. 15—Arizona State Col. at Flagstaff

### 1970

(Five Home Games)

- Sept. 12—College of St. Thomas at Brookings
- Sept. 19—Mankato State College—Away
- Sept. 26—University of Northern Iowa at Cedar Falls
- Oct. 3—(opponent not yet scheduled—Away)
- Oct. 10—North Dakota U. at Brookings
- Oct. 17—South Dakota U. at Vermillion
- Oct. 24—Augustana at Brookings
- Oct. 31—North Dakota State at Fargo
- Nov. 7—Morningside at Brookings
- Nov. 14—Montana University at Brookings

### 1971

(Six Home Games)

- Sept. 11—College of St. Thomas—Away
- Sept. 18—Mankato State College at Brookings
- Sept. 25—University of Northern Iowa at Brookings
- Oct. 2—Wayne State U. at Brookings
- Oct. 9—North Dakota U.—Away
- Oct. 16—South Dakota U. at Brookings
- Oct. 23—Augustana—Away
- Oct. 30—North Dakota State at Brookings
- Nov. 6—Morningside—Away
- Nov. 13—Eastern Michigan U. at Brookings



## ALL-TIME RECORD WITH ALL OPPONENTS (1889-1967)

Opponents	GP	W	L	T					
Arizona	1	0	1	0	Michigan State	1	0	1	0
Arkansas State	2	1	1	0	Minnesota	6	0	6	0
Augustana	23	18	4	1	Minnesota "B"	1	1	0	0
Bemidji State	4	3	1	0	Minnesota, Duluth				
Bradley U.	1	0	1	0	Branch	2	1	1	0
Buena Vista	3	2	1	0	Minot Teachers	1	0	1	0
Carleton	4	2	2	0	Montana State	11	2	9	0
Catholic U.	1	0	1	0	Moorhead State	3	3	0	0
Central (Ia.)	1	1	0	0	Morningside	42	28	10	4
Cincinnati	1	0	1	0	Nebraska	1	0	1	0
Colorado St. Col.	8	6	2	0	Nebraska				
Colorado St. U.	2	0	2	0	Wesleyan	1	0	0	1
Columbus College	4	2	0	2	North Dakota	47	19	24	4
Concordia	2	0	1	1	North Dakota				
Creighton	10	6	3	1	State	54	31	18	5
Dakota Wesleyan	23	12	9	2	Northern (S.D.)	12	12	0	0
DePaul U.	2	0	2	0	Northwest				
Des Moines U.	1	1	0	0	Missouri	1	1	0	0
Detroit U.	2	1	1	0	Oklahoma City U.	1	0	1	0
Drake U.	7	1	6	0	Omaha U.	7	5	1	1
Duquesne	1	0	1	0	Parsons (Iowa)	1	0	1	0
Emporia (Kan.)					Pipestone (City)	1	1	0	0
St.	1	1	0	0	Pipestone High	1	1	0	0
Flandreau	5	5	0	0	S. D. State Army	1	1	0	0
Flandreau Indians	4	3	1	0	Sioux Falls (City)	2	0	2	0
Fresno State	1	0	1	0	Sioux Falls High	1	1	0	0
General Beadle	4	3	0	1	S. Dakota Mines	8	5	2	1
Gustavus					South Dakota	59	25	28	6
Adolphus	2	2	0	0	Southern (S. D.)	2	2	0	0
Hamlin U.	5	4	1	0	St. Cloud	6	5	1	0
Hawaii U.	1	1	0	0	St. John's	1	0	1	0
Huron College	25	22	3	0	St. Louis U.	2	1	1	0
Idaho State	1	1	0	0	St. Norbert	2	1	1	0
Iowa State	2	0	2	0	St. Olaf	4	3	1	0
U. of North. Iowa	28	12	14	2	St. Regis	1	1	0	0
Kansas State	2	0	2	0	St. Thomas	5	3	2	0
Kansas U.	1	0	1	0	Tampa U.	1	1	0	0
LaCrosse State	3	2	1	0	Toland's	1	1	0	0
Loras	3	0	3	0	Toledo	2	1	1	0
Loyola	2	0	1	1	Trinity	1	1	0	0
Luther	1	1	0	0	Watertown	1	1	0	0
Macalester	2	1	0	1	Wayne (Mich.)	1	1	0	0
Madison High	1	1	0	0	*Western Union	2	2	0	0
Manitoba U.	1	1	0	0	West Texas State	1	0	1	0
Mankato State	5	3	2	0	Wichita	5	1	4	0
Marquette	5	0	5	0	Wisconsin	9	1	8	0
Michigan Normal	2	1	1	0	Yankton College	14	9	4	1
					Youngstown	1	0	1	0

\*Now known as Westmar

## JACKRABBIT AWAY-GAME ITINERARY

NORTH DAKOTA STATE (Saturday, Sept. 21)—Leave Brookings at 3 p.m. Friday by charter bus. Stay at Hotel Gardner in Fargo. Return home after game Saturday night.

UNIVERSITY OF NORTHERN IOWA (Saturday, Oct. 5)—Leave Brookings at 10:30 a.m. Friday by charter bus. Stay at Holiday Inn in Cedar Falls, Iowa. Return after game Saturday.

UNIVERSITY OF SOUTH DAKOTA (Saturday, Oct. 19)—Leave Brookings at 9 a.m. Saturday by charter bus. Return after game Saturday.

YOUNGSTOWN UNIVERSITY (Saturday, Oct. 26)—Leave Brookings at 12 noon Friday by charter plane. Stay at Ohio Hotel in Youngstown. Return after game by charter plane Saturday.

DRAKE UNIVERSITY (Saturday, Nov. 16)—Leave Brookings at 10:30 a.m. Friday by charter bus. Stay at Hotel Kirkwood in Des Moines, Iowa. Return after game Saturday.

# SDSU SCORES OF LAST DECADE

## 1958 (W—4; L—5)

Nebraska	12	6
Montana State	7	18
Nebraska	6	23
Augustana	20	6
North Dakota U.	12	30
South Dakota U.	7	28
North Dakota State	20	33
Morningside	26	6
Iowa Teachers	13	8
	<hr/>	<hr/>
	123	158

## 1959 (W—2; L—7)

Montana State	0	27
Colorado State	0	22
Kansas State	12	28
Augustana	0	13
North Dakota U.	6	0
South Dakota U.	12	7
North Dakota State	6	8
Morningside	32	34
Iowa Teachers	12	14
	<hr/>	<hr/>
	80	153

## 1960 (W—5; L—4; T—1)

Bemidji State	22	6
Kansas State	6	20
Montana State	20	14
Augustana	20	21
North Dakota U.	23	27
South Dakota U.	28	7
North Dakota State	14	14
Morningside	22	0
Iowa Teachers	0	12
Colorado State	15	14
	<hr/>	<hr/>
	170	135

## 1961 (W—8; L—2)

Bemidji State	34	8
Colorado State	36	13
St. Cloud State	73	0
Montana State	12	17
Augustana	41	14
North Dakota U.	13	14
South Dakota U.	34	6
N. D. State U.	41	12
Morningside	56	0
State College of Iowa	36	13
	<hr/>	<hr/>
	376	97

## 1962 (W—7; L—2; T—1)

U. of Toledo	25	14
Arkansas State Col.	7	9
Montana State Col.	10	14
Augustana College	28	7
U. of North Dakota	26	0
U. of South Dakota	24	0
N. D. State U.	17	6
State College of Iowa	13	13
Morningside College	41	7
Colo. State College	47	0
	<hr/>	<hr/>
	238	70

## 1963 (W—9; L—1)

Montana State	9	6
Nebraska	7	58
Colorado State	54	14
Augustana	28	8
U. of North Dakota	7	6
U. of South Dakota	61	0
N. D. State U.	40	25
State College of Iowa	27	13
Morningside College	28	22
Arkansas State	17	14
	<hr/>	<hr/>
	278	166

## 1964 (W—2; L—8)

Montana State	14	46
Fresno State	14	30
Augustana	27	14
N. D. State U.	13	20
U. of North Dakota	28	35
U. of South Dakota	7	10
Morningside	32	21
State Col. of Iowa	14	23
Drake U.	15	37
Mankato State	6	7
	<hr/>	<hr/>
	170	243

## 1965 (W—1; L—8; T—1)


Montana State	0	22
Parsons (Iowa)	0	10
Augustana	14	14
North Dakota State	13	41
North Dakota	7	14
South Dakota	30	14
Morningside	20	25
State College of Iowa	0	41
Colorado State Univ.	20	52
Mankato State	7	14
	<hr/>	<hr/>
	111	247

## 1966 (W—3; L—7; T—0)

Montana State U.	6	41
U. of Minn.		
(Duluth Branch)	27	0
Colorado State U.	14	45
North Dakota State	6	35
Morningside	21	41
U. of North Dakota	0	43
U. of South Dakota	22	18
State College of Iowa	7	13
Colorado State College	7	31
Augustana College	19	13
Totals	<hr/>	<hr/>
	129	280

## 1967 (W—4; L—6; T—0)

Minnesota-Duluth	7	12
Idaho State U.	24	22
North Dakota State	14	34
Morningside	24	15
North Dakota	7	9
South Dakota	42	14
U. of Northern Iowa	16	17
Drake University	21	34
Augustana	17	21
U. of Tampa	14	7
	<hr/>	<hr/>
	186	185



## SDSU Marching Jackrabbit Band Adds Zip to Home Football Games

One of the best Upper-Midwest university bands, the SDSU Marching Jackrabbit band appears at all home games, providing rousing marches and smart formations for State's football partisans.

The 160-member band is one of the most sought after in the North Central Conference. It will appear at a Minnesota Vikings professional game this fall for the seventh consecutive year. In the six previous appearances at Vikings' games, the Marching Jackrabbits have been on national television five times.


Completing the band are six majorettes, one drum major and about 30 alternate musicians. The Statesmen, a 100-member male chorus, also frequents the performances.

Warren Hatfield is director of bands at SDSU. He was appointed director of bands in 1961, after serving four years as a high school music director and four years as a bandsman in the U. S. Air Force. He earned his master's degree in 1959 and doctor's in 1967, both from the University of Iowa.

Hatfield is a 1952 graduate of the University of Northern Iowa. While on a sabbatical in 1965-66, he was assistant director of Iowa's band on a three-month tour of the Soviet Union and Europe.

John Colson is director of the marching band. Colson joined the staff in 1965. He earned his bachelor's degree in 1955 and master's in 1956 at the University of Iowa. Before coming to SDSU he directed high school bands in Iowa and Colorado.

Associate director of the marching band is Gene Pollart. He received his bachelor's and master's degrees from the University of Colorado, coming to SDSU from Colorado. Pollart is an instructor in percussion and is the director of the SDSU percussion ensemble. He has had many articles published in "The Percussion," a professional magazine, and has begun work on a Ph.D. at Iowa.



## **SOUTH DAKOTA STATE UNIVERSITY**

South Dakota State University is beginning its 84th year of continuous service to South Dakota and the region. Founded by act of the Territorial Legislature passed on February 21, 1884, the first building was erected in 1883 and classes began September 24, 1884.

SDSU, the state's land-grant institution, is the largest institution of higher education in the state with a fall enrollment predicted at 5,800. It is one of 68 land-grant institutions established under the Morrill Act of 1862.

The University campus is ornamented with many varieties of beautiful trees and shrubs, and laid out with necessary walks and drives. Adding to the east are the horticulture gardens, and to the north, north-east, and northwest are the college farms.

Approximate value of equipment and the University's physical plant, which includes over 70 buildings, is \$41 million. The University owns a total of 1,580 acres in the Brookings area. When the substations and Camp Lakodia are included the total acreage is 4,591.

The University is composed of six colleges—Agriculture and Biological Sciences, Engineering, Home Economics, Nursing, Pharmacy, Arts and Science—and the General Registration Division. Graduate studies are offered and advanced degrees awarded in a variety of fields .

SDSU is the first institution in the state to hold full accreditation for doctoral programs from the North Central Association of Colleges and Secondary Schools. Full accreditation for Ph.D. study is offered in agronomy, animal science, agricultural economics and plant pathology. Preliminary accreditation is offered in chemistry and sociology .

Brookings, site of the University, is located in the eastern part of the state just 20 miles from the Minnesota border and 60 miles north of Sioux Falls, the state's largest city. The city is situated on the Chicago and Northwestern Railway, on U. S. Highways Number 14 and Number 77 and has regular airline service at the Brookings Municipal Airport.

Intercollegiate competition is carried on in ten sports—football, cross country, basketball, wrestling, indoor and outdoor track, baseball, golf, swimming, gymnastics and tennis. League titles are settled in each.

The University is a charter member of the North Central Intercollegiate Athletic Conference, joining in 1921.

# JACKRABBIT ATHLETIC STAFF

South Dakota State University: Area Code 605, 692-6111

ATHLETIC DIRECTOR  
Stan Marshall (SDSU '50)  
Ext. 474 Home: 692-5296

ATHLETIC BUSINESS MANAGER  
Douglas Dufty (Concordia '67)  
Ext. 420 Home: 692-5574

FACULTY REPRESENTATIVE  
Herbert B. MacDougal (Miami, O. '27)  
Ext. 225 Home: 692-2666

HEAD FOOTBALL COACH AND  
ASSOCIATE ATHLETIC DIRECTOR  
Ralph Ginn (Tarkio '31)  
Ext. 450 Home: 692-4293

ASSISTANT FOOTBALL COACH  
Ervin Huether (Yankton '43)  
Ext. 461 Home: 692-4076

ASSISTANT FOOTBALL COACH  
Dennis Moller (SDSU '63)  
Ext. 491 Home: 692-5186

ASSISTANT FOOTBALL COACH  
David S. Kragthorpe (Utah '55)  
Ext. 450 Home: 692-9171

ASSISTANT FOOTBALL COACH  
Paul Brynteson (Concordia '65)  
Ext. 243

BASKETBALL COACH  
Jim Marking (SDSU '50)  
Ext. 475 Home: 692-5620

ASSISTANT BASKETBALL AND GOLF COACH  
Don Jacobsen (SDSU '61)  
Ext. 475 Home: 692-6821

COORDINATOR OF HEALTH EDUCATION  
AND GYMNASTIC COACH  
Pete Torino (BHTC '57)  
Ext. 243 Home: 692-6827

TRAINER  
Jim Booher (Neb. Wesleyan '65)

TRACK AND CROSS COUNTRY COACH  
Aubrey Dooley (Oklahoma State '61)  
Ext. 461 Home: 692-4537

WRESTLING COACH  
Frank Kurtenbach (SDSU '61)  
Ext. 321 Home: 692-4627

BASEBALL COACH  
Ervin Huether

COORDINATOR, GRADUATE PROGRAM, TENNIS COACH  
Glenn E. Robinson (Monmouth '32)  
Ext. 368 Home: 692-2847

COORDINATOR OF INTRAMURALS AND RECREATION  
Douglas Dufty

EQUIPMENT MANAGER  
Mel Dahl

## TICKET INFORMATION

**SEASON TICKETS:** Reserved seats for the five University home games, \$15.

**HOBO DAY:** Oct. 12 vs U. of North Dakota—All Seats Reserved—\$4 each

**FOR INDIVIDUAL GAMES:** Reserved seats \$3; General Admission \$2; High School students \$1; Grade School students (when accompanied by adult) \$.50.

**ADDRESS TICKET INQUIRIES TO:** Athletic Ticket Office, Gymnasium, South Dakota State University, Brookings, S. D. 57006. Phone: 692-6111, Ext. 420.

## SDSU NEWS OUTLETS

### NEWSPAPER AND WIRE SERVICES

Sports Editor, The Register, Brookings  
Mike Atkins, South Dakota Collegian, SDSU, Brookings  
John Egan, Argus-Leader, Sioux Falls  
Harl Andersen, Associate Press, Sioux Falls  
Ron Larsen, United Press International, Sioux Falls  
Sports Editor, Public Opinion, Watertown  
Joe Lenhart, Daily Plainsman, Huron  
Don Lindner, The Journal, Rapid City  
Larry Desautels, American News, Aberdeen  
Dean Minder, Republic, Mitchell  
John Gilbert, NCC Writer, Tribune, Minneapolis, Minn.  
Alex Stoddard, The Journal, Sioux City, Iowa  
Bud Lanning, Press and Dakotan, Yankton

### RADIO AND TELEVISION

Gene Platek, KBRK, Brookings  
Sports Director, KESD-FM, University Station, Brookings  
Jim Burt, KELO-TV, Sioux Falls  
Danny Olson, KSOO-TV, Sioux Falls

A five-man team keeps all the football statistics for Jackrabbit home games. Statistics, including play-by-play, are given visiting newsmen after each quarter. Standing is Ken Schaack, SDSU sports information editor. Others, front to back, are Dan Johnson, Chuck Cecil, Paul Jess and Neil Stueven.



## SOUTH DAKOTA STATE UNIVERSITY 1968 FOOTBALL BROCHURE

SDSU football brochures are printed annually by the State University Printing Laboratory. This issue compiled and edited by Ken Schaack, sports information editor. Layout and art is Connie Shirley, SDSU publications artist, and photograph by Ron Ladegaard and Dick Sowell of the SDSU Audio-Visual Center.



Alumni Football Team – 1968

South Dakota State University  
University Station  
Brookings, South Dakota 57006

Non-Profit Org.  
U. S. Postage

PAID

Brookings, S. D.  
Permit 24