

1969



SDSU
FOOTBALL

SOUTH DAKOTA STATE UNIVERSITY
BROOKINGS, SOUTH DAKOTA 57006

TO THE PRESS, RADIO AND TV

This book is designed to aid you as you write and talk about the 1969 South Dakota State University football team. Additional information is available upon request to this office.

PRESS BOX TICKETS are required for everyone entering the box — newsmen, cameramen and scouts. Requests for these should be made as far in advance as possible, and will be mailed or held, whichever is more convenient. When held they may be picked up at the window at the northwest corner of the stadium.

RADIO: After the Sports Information Office confirms booth assignment, stations should order own loops from Brookings Telephone Company.

Please help us serve you best by advising well in advance of games you plan to attend. **CHILDREN** not permitted in the press box.

KEN SCHAACK
Sports Information Editor
South Dakota State University
University Station
Brookings, S. D. 57006

TICKET INFORMATION

SEASON TICKETS: Reserved seats for the five home games, \$15.

HOBO DAY: Oct. 18 vs. U. of South Dakota — All Seats Reserved — \$4 each.

OTHER INDIVIDUAL GAMES: Reserved seats \$3; General Admission \$2; High School students \$1; Grade School students (when accompanied by an adult) \$.50.

ADDRESS TICKET INQUIRES TO: Athletic Ticket Office, Gymnasium, South Dakota State University, Brookings, S. D. 57006. Phone: 688-5422.

PHONES

Brookings Area Code: 605 Ken Schaack, SID: Home — 693-3839
Information Offices: 688-4187 Press Box — 688-4623

SDSU NEWS OUTLETS

NEWSPAPER AND WIRE SERVICES

Sports Editor, The Register, Brookings
Sports Editor, The Collegian, SDSU, Brookings
John Egan, Argus Leader, Sioux Falls
Harl Andersen, Associated Press, Sioux Falls
Ron Larsen, United Press International, Sioux Falls
Sports Editor, Public Opinion, Watertown
Sports Editor, Daily Plainsman, Huron
Don Lindner, The Journal, Rapid City
Larry Desautels, American News, Aberdeen
Sports Editor, Republic, Mitchell
NCC Writer, Tribune, Minneapolis, Minn.
Alex Stoddard, The Journal, Sioux City, Iowa
Sports Editor, Press and Dakotan, Yankton

RADIO AND TELEVISION

Gene Platek, KBRK, Brookings
Sports Director, KESD-FM, SDSU, Brookings
Jim Burt, KELO-TV, Sioux Falls
Danny Olson, KSOO-TV, Sioux Falls

QUICK FACTS ON THE UNIVERSITY

LOCATION: Brookings, S. D.; population 12,500; 60 miles north of Sioux Falls.

FOUNDED: 1881—South Dakota State College of Agriculture and Mechanic Arts; 1964—South Dakota State University.

ENROLLMENT: 6,000 — fall estimate.

PRESIDENT: Dr. H. M. Briggs

CONFERENCE: North Central Intercollegiate Athletic Conference (charter member joining in 1921).

NICKNAME: Jackrabbits. **COLORS:** Yellow and Blue.

STADIUM: Coughlin-Alumni (1962).

STADIUM CAPACITY: 10,500.

INDEX

Jackrabbit Athletic Staff.....	Inside Back Cover
News Outlets.....	Inside Back Cover
North Central Conference	
1967 All-NCC Team.....	28
All-Time Records.....	29
Box Score on Titles.....	29
Composite Schedule.....	3
Final Standings, 1968.....	28
Football Championships.....	30
Member School Data.....	28
Quick Facts on SDSU	1
Prospects for 1969	7
Records	
Against 1969 Opponents.....	22-23
All Time with All Opponents.....	36
Career Coaching Records.....	34
Hobo Day Scores.....	30
SDSU All-Time, Individual and Team.....	32-34
Top 10 SDSU, Opponent Scores.....	34-35
Results Varsity, 1968	3
Review of 1968 Season	8-10
Rosters of 1969 Players	
Alphabetical.....	20-21
Schedules	
Varsity, 1969.....	3
Varsity, 1970-71.....	35
SDSU Football History	31
Sketches	
Ex-Jackrabbits in the NFL.....	19
Marching Jackrabbit Band.....	37
Players of 1968.....	11-18
Press Box Facilities.....	38
SDSU Coaches and Staff.....	5-6
The University.....	38
SDSU Officials.....	4
Statistics, 1968	26-27
Thousand Yard Club	27
Ticket Information	Inside Front Cover

SDSU SALUTES



**100
YEARS
OF
FOOTBALL**

A soccer-style game between Princeton and Rutgers in 1869 sparked the beginning of collegiate football. There were few rules in the contest no uniforms for the 25 players on each team and a field of 120-yards long. SDSU joined the grid parade in 1889 with the first recorded official game between the Jacks and the University of South Dakota Coyotes. It ended in a 6-6 tie. From its humble beginning of no rules, no officials, substitution for any purpose at any time and the use of a round ball, football has swept across the American athletic picture.



1969 FOOTBALL SCHEDULE

Sept. 13	Weber State at Ogden, Utah	8 p.m. MST
Sept. 20	Drake U. (Shrine Benefit)	2 p.m. CDT
Sept. 27	Morningside at Sioux City	8 p.m. CDT
Oct. 4	U. Northern Iowa (Beef Bowl)	2 p.m. CDT
Oct. 11	U. North Dakota at Grand Forks	2 p.m. CDT
Oct. 18	U. South Dakota (Hobo Day)	2 p.m. CDT
Oct. 25	Youngstown U. (Parents Day)	2 p.m. CDT
Nov. 1	Augustana at Sioux Falls	1:30 p.m. CST
Nov. 8	North Dakota State (FB Anniversary Game)	1:30 p.m. CST
Nov. 15	U. Montana at Missoula	1:30 p.m. MST

1968 RESULTS

	SDS	Opp.
Sept. 14	Weber State at Brookings	12 27
Sept. 21	North Dakota State at Fargo	3 21
Sept. 28	Morningside at Brookings	43 14
Oct. 5	U. of Northern Iowa at Cedar Falls	10 38
Oct. 12	U. North Dakota at Brookings	16 21
Oct. 19	U. South Dakota at Vermillion	32 55
Oct. 26	Youngstown U. at Youngstown	23 20
Nov. 2	Augustana at Brookings	47 27
Nov. 9	Idaho State at Brookings	41 22
Nov. 16	Drake U. at Des Moines	20 28
Overall:	W—4; L—6	NCC: W—2; L—4

1969 COMPOSITE NCC SCHEDULE

September

- 6—St. Cloud at UND
- 13—SDSU at Weber
Morn. at K-State
Mankato at USD
UNI at N. Mich.
N. Ill. at NDSU
Montana U. at UND
Concordia at Augie
- 20—Drake at SDSU
Omaha at Morn.
USD at Montana U.
C. Mich. at UNI
NDSU at N. Mich.
UND at Montana St.
Augie at Mankato
- 27—SDSU at Morn.
UND at USD
Augie at UNI
NDSU at Omaha

October

- 4—UNI at SDSU
Morn. at Augie
USD at NDSU

11—SDSU at UND

- Morn. at USD
- UNI at Drake
- NDSU at Augie
- 18—USD at SDSU
UNI at Morn.
UND at NDSU
Wayne St. at Augie
- 25—Youngstown at SDSU
NDSU at Morn.
USD at UNI
Augie at UND

November

- 1—SDSU at Augie
Morn. at UND
Drake at USD
UNI at NDSU
- 8—NDSU at SDSU
Morn. at Kearney
Augie at USD
UND at UNI
- 15—SDSU at Montana U.
USD at Omaha
W. Ill. at UNI

SDSU OFFICIALS



Dr. H. M. Briggs, president

An enthusiastic fan at SDSU athletic events, Briggs is serving his eleventh year as president. A native Iowan, he was recipient of the first national scholarship given by packing magnate Thomas E. Wilson, and earned his B.S. degree at Iowa State in 1933. He earned his M.S. from North Dakota Agricultural College in 1935, and his Ph.D. three years later at Cornell University. Aware of the important role of intercollegiate athletics in the life of the University, he says the University's goal "is to strive for a better future through teaching, research and service." He and his wife, Lillian, are parents of a son, Dinus, 29, and daughter, Janice, 18.



H. B. MacDougal, NCC faculty representative

A math professor and former head of department, Herbert B. MacDougal has been faculty representative to the North Central Conference for 14 years. A 1927 graduate of Miami (Ohio) University, he has been a SDSU faculty member ever since earning his M.S. in 1929 from Iowa. "Mac" was a tennis coach for more than 25 years. He and wife, Eloise, are parents of three married children, Mrs. Mary Mott and twins Harold and Herbert.



Stanley J. (Stan) Marshall, director of athletics

A 1950 SDSU grad, he's in his fifth year as director of athletics and physical education. He earned two football and three track letters at State, and served as SDSU line coach from 1957-63, with a year's sabbatical leave to work on his Ph.D. at Springfield (Mass.) College. Marshall, 42, was head coach at Wayne State University, Detroit, in 1964 and led the school to the Presidents' Athletic Conference grid title. He was prep coach at Groton, Centerville and Hot Springs, S. D., from 1950-55, and head football and track coach the next two years at Jamestown (N. D.) College. He was granted his M.A. degree at Iowa in 1953 and his doctor of physical education degree at Springfield in June 1969. He and his wife, Nona, are parents of a daughter, Virginia, 20, and sons Mike, 18, and Charles, 14.




Harry Forsyth, athletic business manager

Harry returns to the SDSU staff this year after spending the past two years at Springfield College, Springfield, Mass., where he has been working toward his doctorate degree. Prior to leaving for Springfield, he had served as athletic ticket manager since 1960. He first joined the SDSU staff in 1956. He is a former SDSU baseball and basketball letterman. Harry earned his B.S. in 1951 and M.S. in 1956, both at SDSU. He and his wife, Charleen, have a daughter, Susan, and son, Maurice.

SDSU COACHES AND STAFF

David Kragthorpe, head coach

Dave is in his first year as head football coach, replacing Ralph Ginn who has retired. He is in his third year at SDSU. He came to Brookings from the University of Montana where he served as first assistant in football. Dave is a former professional football player, playing one year for the New York Giants before entering the U. S. Navy. He received his B.S. and M.Ed. degrees from Utah State University in 1955 and 1963, respectively. While at Utah State, he earned honorable All-American mention in football. He was an All-Skyline tackle for USU in 1953 and 1954. He also coached at Idaho Falls and Wyandotte, Mich. He and his wife, Barbara, have two children.




Dennis O. Moller, assistant coach

A former SDSU athlete, Denny is in his second year at SDSU. He came to SDSU from Sioux Falls where he had been teaching and coaching at Lincoln High School for three years. He was granted his bachelor's degree in 1963 and then took a graduate assistantship in P.E. at the University of Montana, gaining his master's in 1964. Denny taught one year at Washington High in Sioux Falls, before moving to Lincoln. He lettered three years in football at SDSU and was a member of the NCC title teams of 1961 and 1962. He and his wife, Joan, have two children.




Ray Braun, assistant coach


Ray joined the SDSU athletic staff as an assistant football coach and an instructor in the Department of Health, Physical Education and Recreation in December of 1968. He had been head football coach the previous year at Montana College of General Science and Technology, Butte, Mont. His Montana Tech team finished fourth in the Frontier Conference. A native of Killdeer, N. D., his Baker, Mont., prep team, was undefeated in 1965-66. His North Dakota and Montana high school coaching record is 35-4-1. He received his M.S. degree from NDSU in 1968 and B.S. degree from Dickinson State Teachers College (N.D.) in 1961. He was an assistant coach for the undefeated 1967-68 NDSU grid team. He and his wife, JoAnn, have five boys.



Ervin Huether, assistant coach


Beginning his 20th year as a football coach, Erv joined the SDSU staff in 1949 as frosh football coach. He has been baseball coach since 1950, and his diamond crews won NCC titles in 1965, 1966 and 1969. A 1943 Yankton (S. D.) College graduate, he earned a master's degree at Minnesota in 1950. He coached at Bowdoin and Bates Colleges in Maine and in the Navy before coming to SDSU. He and his wife, Beverly, have three children.





Paul H. Brynteson, assistant coach

A native of Minnesota, Paul is in his second year at SDSU. The 26-year old coach was granted his doctorate in physical education this past spring at Springfield College, Springfield, Mass. Besides his football duties at SDSU, he is teaching in the HPER graduate program and heads the HPER laboratory. He graduated from high school in 1961, attended Concordia College from 1961 to 1965, before heading to Springfield College. At Concordia he played football three years and varsity baseball two years. He is married and the father of two children.



Jim Booher, trainer

Jim was added to the staff in 1967. A 1965 graduate of Nebraska Wesleyan, he received physical therapy training at the Mayo Clinic School of Physical Therapy. He also acted as trainer for Mayo High School while getting his physical therapist rating. He graduated from Asholand, Neb., High School in 1961 where he lettered in football, basketball and track. While at Nebraska Wesleyan, he lettered in basketball and track. In 1962 he was the high jump champion at the Howard Wood Relays. He was a member of the Nebraska Wesleyan team which came within two points of the Jackrabbits' 1963 National Champion basketball squad. Booher is married and has one child.



Ozzie Schock of Sioux Falls, third from left, and Lorne Bartling of Brookings, right, were honored last year at South Dakota State University for outstanding service through participation in the Century and Jackrabbit Clubs at SDSU. The men were recognized at a "Booster Night" dinner concluding press day activities. President H. M. Briggs, left, made the presentations. Second from left is Stan Marshall, head of the Department of Health, Physical Education and Recreation at SDSU.

1969 JACKRABBIT PROSPECTS

A new coach and the absence of two-time Little All-American running back Darwin Gonnerman gives the 1969 Jackrabbit football team a new look.

Dave Kragthorpe is now at the reins of the Jacks, replacing veteran Ralph Ginn, who retired at the end of the '68 season after 22 years.

Gonnerman, most valuable back in the North Central Conference last year and who holds nearly all the Jacks' running records, has graduated into the pro ranks.

The Jacks enter '69 minus some key seniors and practically their entire backfield from the '68 team which finished 4-6.

Besides Gonnerman, SDSU has had to seek replacements for quarterback Bob Bozied and halfback Jon Naujokas. The only returnee in the SDSU backfield is Tom Settje, a wingback. The Jacks also lost their starting senior guards from the '68 team.


Twenty-two lettermen and a fine squad attitude head the '69 hopes. Among the standouts are senior tri-captains Jim Langer, a linebacker; Tim Roth, defensive tackle; and Clyde Hagen, tightend.

Some kicking specialists are also needed. Last year's entire kicking corps graduated. At present it appears that sophomore Dean Krogman will probably do the punting.


Junior John Miller enters the season slightly ahead of sophomores John Moller and Fred Richardson in the battle at the quarterback slot. Miller was a back-up quarterback last year.

The running backs will probably consist of returnees Settje, Tim Keller, Tim Elliott and Ron Vanderheiden. Some freshman backs, who are eligible for the varsity for the first time this year, are expected to add depth.

1969 TRI-CAPTAINS



Clyde Hagen



Tim Roth



Jim Langer

REVIEW OF 1968 SEASON

WEBER STATE 27, SOUTH DAKOTA STATE 12

Brookings, S. D., Sept. 14—A strong defensive effort coupled with a 20-point final quarter gave Weber State a 27-12 victory in the opening game for both teams. Tom Settje led the Jacks in scoring with points on a touchdown pass from quarterback Bob Bozied. Darwin Gonnerman kicked a field goal and one extra point.

Statistics	SDS	WS	Scoring
First downs	8	20	WS—Jack Brown, 2 run (Trinchero kick); SDS—D. Gonnerman, 32 field goal; SDS—T. Settje, 10 pass from B. Bozied (Gonnerman kick); SDS—team safety; WS—Gipson, 31 run (conversion failed); WS—Waite, 1 run (conversion good); WS—Smith, 24 pass from Waite (kick failed).
Rushing net	141	278	
Passing net	25	145	
Passes	2-14	11-20	
Punts, average	9-30.4	6-30.3	
Fumbles lost	2	2	
Yards penalized	30	80	
S. D. State	0 3 9	0-12	
Weber State	7 0 0	20-27	

NORTH DAKOTA STATE 21, SOUTH DAKOTA STATE 3

Fargo, N. D., Sept. 21—Statistically dominating the game, the Jackrabbits failed to cross the goal line, losing 21-3 to NDS in league play. Jon Naujokas led the way with 156 yards in 39 carries. Darwin Gonnerman provided the only Jackrabbit points with a 30-yard field goal.

Statistics	SDS	NDS	Scoring
First downs	22	15	NDS—Wald 17 pass from Grasamke (Blazei kick); SDS—Gonnerman 30 field goal; NDS—Hatchett 94 kick-off return (Blazei kick); NDS—Gehrett 23 blocked punt return (Blazei kick).
Rushing net	284	188	
Passing net	102	66	
Passes	7-16	6-14	
Punts, average	5-30	6-30.6	
Fumbles lost	2	3	
Yards penalized	45	40	
S. D. State	3 0 0	0-3	
N. D. State	7 0 7	7-14	

SOUTH DAKOTA STATE 43, MORNINGSIDE COLLEGE 14

Brookings, S. D., Sept. 28—Four pass interceptions and four fumble recoveries paved the way as the Jackrabbits blitzed Morningside 43-14 in the 2nd annual Beef Bowl game. Jon Naujokas led the attack with a pair of touchdowns. The Jacks scored in each quarter and led 27-7 at the half, before a rain-soaked crowd of 5,000.

Statistics	SDS	Morn.	Scoring
First downs	16	20	SDS—Dennis Johnson 36 pass interception (kick failed); SDS—Gonnerman 1 run (Gonnerman run); Morn. Pettit 8 pass from Zeleznak (Gipson kick); SDS—Dietz 25 pass from Bozied (kick failed); SDS—Elliott 3 run (Bozied kick); Bozied 34 field goal; Naujokas 4 run (kick failed); Morn.—Duskin 17 pass from Zeleznak (Gipple kick); Naujokas 4 run (Spellman kick).
Rushing net	307	163	
Passing net	96	125	
Passes	7-13	11-29	
Punts, average	5-31.3	4-40	
Fumbles lost	0	4	
Yards penalized	119	30	
S. D. State	14 13 9	7-43	
Morningside	7 0 7	0-14	

UNIVERSITY OF NORTHERN IOWA 38, SOUTH DAKOTA STATE 10

Cedar Falls, Iowa, Oct. 5—Quarterback Phil Schooley passed for two touchdowns and ran for another in breaking the school passing record and leading Northern Iowa past the Jackrabbits. Schooley recorded 199 yards passing, while his teammates ran for 212 yards. The Jacks, who recorded 174 yards rushing, were led by Darwin Gonnerman with 77 yards. Bob Bozied kicked a 36-yard field goal and passed to Rick Dietz for the Jackrabbit points.

Statistics	SDS	UNI	Scoring
First downs	8	23	SDS—Bozied, 36 field goal; UNI—Dick Klautd, 29 field goal; UNI—Schooley 6 run (Klautd kick); UNI—D. Kettner 1 run (Klautd kick); UNI—Bill Calloway 16 pass from Schooley (Klautd kick); UNI—Marv Johnson 8 pass from Schooley (Klautd kick); UNI—Kettner 4 run (Klautd kick); SDS—Dietz 18 pass from Bozied (Gonnerman kick).
Rushing net	148	213	
Passing net	53	199	
Passes	7-19	14-29	
Punts, average	10-28.5	4-42	
Fumbles lost	3	4	
Yards penalized	28	25	
S. D. State	3 0 0	7-10	
Northern Iowa	3 14 7	14-38	

UNIVERSITY OF NORTH DAKOTA 21, SOUTH DAKOTA STATE 16

Brookings, S. D., Oct. 12.—A battle with the clock and a 75-yard drive both failed as the Jackrabbits closed the game on their opponents 3-yard line before 10,500 Hobo Day fans. A go-ahead touchdown in the third quarter was called back on a holding penalty for the Jacks as they lost their fifth straight game to the Sioux. The win was the first for the Sioux, who were led by Bill Predovich. The Jacks were led by Darwin Gonnerman with 143 yards rushing, 131 in the second half.

Statistics	SDS	UND
First downs	21	20
Rushing net	237	147
Passing net	140	174
Passes	9-15	18-27
Punts, average	4-35.2	5-37.0
Fumbles lost	1	1
Yards penalized	42	85
S. D. State	3 7 0	6-16
North Dakota	0 14 7	0-21

Scoring

SDS—Bob Bozied 45 FG; UND—D. Williamson 2 run (Gelling kick); SDS—C. Hagen 63 pass from Bozied (Gonnerman kick); UND -- Predovich 28 pass from D. Kampa (Gelling kick); UNI—Don Sessions 8 pass from Kampa (Gelling kick); SDS—Gonnerman 2 run (pass failed).

SOUTH DAKOTA U. 55, SOUTH DAKOTA STATE 32

Vermillion, S. D., Oct. 19—Five touchdown passes by quarterback Jim Foster paced the Coyotes past the Jackrabbits in the Dakota Day clash. The Jacks led 26-21 at the half on the running of Darwin Gonnerman and the passing of Bob Bozied. Gonnerman rushed for 172 yards in the contest.

Statistic	SDS	USD
First downs	18	18
Rushing net	231	132
Passing net	108	291
Passes	10-21	17-25
Punts, average	7-36.3	3-27.0
Fumbles lost	1	3
Yards penalized	35	30
S. D. State	17 9 0	6-32
U. of S. D.	7 14 20	14-55

Scoring

SDS—T. Settje 62 run (Gonnerman kick); SDS—Gonnerman 32 run (Gonnerman kick); USD—Larson 48 pass from Foster (Koch kick); SDS—Bozied 27 field goal; SDS—Naujokas 22 run (kick failed); USD—Chambers 16 pass from Foster (kick failed); USD—Amundson 4 pass from Foster (Koch pass from Foster good); SDS—Bozied 32 field goal; USD—B. Koch 11 pass from Foster (C. Koch kick); USD—B. Koch 11 run (pass failed); USD—Larson 7 pass from Foster (C. Koch kick); USD—Larson 35 pass from Chambers (C. Koch kick); USD—B. Koch 65 punt return (C. Koch kick); SDS—Gonnerman 6 run (run failed).

SOUTH DAKOTA STATE 23, YOUNGSTOWN UNIVERSITY 20

Youngstown, Ohio, Oct. 26—A strong second half paced by the defensive unit led the Jackrabbits to their second win of the season. Down 20-0 at halftime, the defense intercepted a pass, blocked a punt and scored a safety to lead the Jacks' scoring.

Statistics	SDS	YU
First downs	14	20
Rushing net	150	181
Passing net	85	172
Passes	8-14	11-34
Punts, average	7-39.3	7-28.2
Fumbles lost	2	0
Yards penalized	81	51
S. D. State	0 0 21	2-23
Youngstown	7 13 0	0-20

Scoring

YU—DelSignore 49 pass from Klembara (Buchan kick); YU—Cotton 16 pass from Klembara (Buchan kick); YU—Klembara 4 run (kick failed); SDS—Gonnerman 5 run (Bozied kick); SDS—Gonnerman 4 run (Bozied kick); SDS—Settje 33 pass from Bozied (Bozied kick); SDS—safety (Kent tackled in end zone).

SOUTH DAKOTA STATE 47, AUGUSTANA 27

Brookings, S. D., Nov. 2—A five-touchdown attack by Darwin Gonnerman paced the Jackrabbit win over arch-rival Augustana. Gonnerman rushed for 177 yards, while Bob Bozied passed for an additional 137. A strong defensive effort stopped Viking quarterback Lee Brandt for 56 yards in losses.

Statistics	SDS	Aug
First downs	20	21
Rushing net	343	136
Passing net	149	239
Passes	10-17	18-31
Punts, average	4-39.9	5-28.4
Fumbles lost	0	0
Yards penalized	52.5	30
S. D. State	7 14 7	19-47
Augustana	0 7 6	14-27

Scoring

SDS — Gonnerman 2 run (Bozied kick); SDS—Bozied 1 run (Bozied kick); Aug—R. Olson 49 pass from Brandt (R. Roling kick); SDS—Gonnerman 5 run (Bozied kick); SDS—Gonnerman 4 run (Bozied kick); Aug—Egge 6 pass from Brandt (run failed); SDS—Gonnerman 1 run (Bozied kick); Aug—D. Neiman 50 pass from Brandt (run failed); SDS—J. Naujokas 5 run (kick failed); SDS—Gonnerman 78 run (kick failed); Aug—S. George 6 run (George run).

SOUTH DAKOTA STATE 41, IDAHO STATE 22

Brookings, S. D., Nov. 9—Quarterback Bob Bozied passed for two touchdowns, ran for two and kicked five extra points to lead the Jacks past Idaho State in a Veterans Day clash. A sparse crowd watched in 29 degree weather as the Jackrabbits dominated play. Jim Langer and Alan Allen paced the defensive efforts for the Jacks.

Statistics	SDS	ISU
First downs	21	23
Rushing net	262	192
Passing net	163	228
Passes	7-12	22-45
Punts, average	4-19.9	2-43
Fumbles lost	0	0
Yards penalized	14.5	60
S. D. State	14 20 0	7-41
Idaho State	7 7 0	8-22

Scoring

SDS—C. Hagen 7 pass from Bozied (Bozied kick); SDS—Gonnerman 71 pass from Bozied (Bozied kick); ISU—L. Cook 5 pass from L. Kerychuck (Petrone kick); SDS—Bozied 1 run (Bozied kick); ISU—Ed Bell 13 pass from Kerychuck (Petrone kick); SDS—T. Settje 71 run (Bozied kick); SDS—Gonnerman 1 run (Bozied run failed); SDS—Bozied 1 run (Bozied kick); ISU—Kerychuck 1 run (Kerychuck run).


DRAKE UNIVERSITY 28, SOUTH DAKOTA STATE 20

Des Moines, Iowa, Nov. 16—A pair of fourth quarter touchdowns on a snow-covered field led Drake University past SDSU 28-20. The Jacks pulled to a 20-7 lead behind the running of Jon Naujokas and Darwin Gonnerman before being overtaken by the passing of Gary McCoy, who hit for 221 yards.

Statistics	SDS	DU
First downs	17	18
Rushing net	241	89
Passing net	65	221
Passes	5-16	14-28
Punts, average	4-41.2	6-26.0
Fumbles lost	1	0
Yards penalized	16	33
S. D. State	13 0 7	0-20
Drake U.	7 0 7	14-28

Scoring


DU—Misner 41 run (Chase kick); SDS—Gonnerman 3 run (run failed); SDS—Naujokas blocked punt recovery (Bozied kick); SDS—Naujokas 3 run (Bozied kick); DU—Hewins 43 pass from McCoy (Chase kick); DU—Misner 1 run (Chase kick); DU—Hewins 14 pass from McCoy (Chase kick).




Former head SDSU football Coach Ralph Ginn is shown presenting Darwin Gonnerman with an All-American certificate following the 1968 season. Gonnerman was also on the 1967 American Football Coaches Association Small College All-American Football Team.

RETURNEES


ALAN ALLEN—6-2, 186, 21, senior defensive back. Regular the past two years. Has good size and speed for a defensive back. Married. Parents are Mr. and Mrs. Wilbur Allen. Civil Engineering major.




TOM BALL—6-2, 180, 20, junior defensive back. Missed last season due to a knee injury. One of the top defensive backs as a sophomore. Son of Mr. and Mrs. Ralph Ball. Physical Education major.




DAVE BRIDENSTINE—6-1, 215, 18, sophomore guard. Up from the freshman squad where he was a regular. Has good speed and could see considerable action this fall. High school coach was Dick Day. Parents are the Ray Bridenstines. General Registration.




RICK DIETZ—6-1, 185, 22, senior splitend. Second leading receiver on the 1968 Jackrabbit team. Parents are Mr. and Mrs. Leonard Dietz. West Sioux High School coach was Duane Peterson. Physical Education major.




TIM ELLIOTT—6-2, 195, 20, junior fullback. Son of William Elliott. One of the leading ground gainers on last year's team. Has good size and power. High school coach was Dick Mosley. Civil Engineering major.




RETURNEES



BOB ELLWANGER—5-10, 165, 19, sophomore defensive back. Also up from freshman squad where he was a wing-back. Played quarterback in high school for Pierre Coach Bud Glanzer. Has good speed. Son of Mr. and Mrs. Bill Ellwanger.




JOHN FILLAUS—6-2, 190, 19, sophomore splitend. Also a fine trackman. Has good speed and size. Member of the 1968 freshman team. Parents are Mr. and Mrs. Edwin J. Fillaus. Mechanical Engineering major.



MARK FREDRICKSON—6-1, 190, 19, sophomore tailback. A young running back who will have his work cut out for him to break into the lineup. Is a strong runner. High school coach was his dad, Arthur Fredrickson. Mathematics major.




CLYDE HAGEN—6-4, 235, 21, senior tightend. Should have his finest year in 1969. Tri-captain. Three sport letterman, basketball, football and track. Regular past two years. Was leading receiver last year. Has career total of 46 passes caught. Son of the Harold Hagens. Physical Education major.




TERRY HAGIN—6-2, 187, 21, senior linebacker. Two year letterman. Has seen most of his playing time as an end. Parents are Mr. and Mrs. Jim Hagin of Bridgewater. Civil Engineering major.


RICK HEARD—6-0, 180, 20, junior defensive back. Started as a defensive back his sophomore year. Was also one of the leading pitchers last season on the SDSU baseball team. Fine athlete and student. Parents are the Merle Heards. Mathematics major.




JIM HEINITZ—6-0, 205, 19, sophomore linebacker. Considered one of the best all-around athletes to join the varsity from the 1968 freshman squad. Parents are Mr. and Mrs. Jack Heinitz. Physical Education major.




JOEL HIBBS—6-0, 235, 19, sophomore tackle on offense. Saw considerable action on freshman squad. Is a good blocker. Parents are Mr. and Mrs. Leonard Hibbs. Animal Science major.




BILL HOBERG—6-0, 210, 19, sophomore center. Lacks experience, but shows promise. Father is a former South Dakota State University football player. Son of Mr. and Mrs. R. H. Hoberg. Agriculture Education major.




DENNIS JOHNSON—5-11, 200, 20, junior linebacker. Was a regular as a sophomore. Aggressive and strong. Son of Mr. and Mrs. Alton F. Johnson of Columbia Falls, Mont. Sociology major.




RETURNEES




TOM JONES--6-4, 230, 19, junior tackle. Played as a regular tackle on offense last season. Should have a great year. Fine student and good worker. Parents are Mr. and Mrs. Robert W. Jones. High school coach: Don Fox. Physical Education major.



TIM KELLER--5-11, 185, 20, junior tailback. Should see considerable action this year. Is a strong and hard runner. Parents are Mr. and Mrs. Clifford Keller. Economics major.



BOB KENDALL--5-11, 200, 21, senior center. Shared the starting center position last year. Likes to work and is a good competitor. Son of Mr. and Mrs. Robert Kendall. Economics major.




DEAN KROGMAN--6-3, 200, 19, sophomore tightend. Regular on the freshman squad last season. Good athlete who also plays baseball. Probably do the punting this year. High school coach was Gary Chamely. Parents are the Bernard Krogmans. Psychology major.




JIM LANGER--6-2, 240, 21, senior linebacker. Tri-captain. Former prep fullback. Two-year regular as tackle and guard. Top baseball player. Great attitude. One of best athletes on the squad. Son of the Alex J. Langers. Married. Economics major.

MIKE LANGIN—6-1, 190, 20, junior linebacker. Parents are Mr. and Mrs. Leland J. Langin. Is a real hard worker, but lacks experience. Member Jackrabbit mat team. Pharmacy major.




TONY LORENZ—6-1, 195, 22, senior defensive tackle. Son of Mrs. Phyllis Lorenz of Lemmon. Should have a good senior year, after seeing considerable action as an underclassman. High school coach was Fran Heinen. Industrial Arts Education major.




CRAIG MANSFIELD—6-2, 200, 21, senior defensive end. Nursed an injured knee last year. Could aid the squad greatly this fall. Parents are the Con Mansfields of Sioux City. Civil Engineering major.




JOHN MILLER—6-0, 180, 20, junior quarterback. Has the most experience of the returning quarterbacks and should see considerable action. Parents are Mr. and Mrs. John E. Miller. Electrical Engineering major.




MIKE MILLER—6-0, 205, 20, sophomore defensive end. Quick and tough. High school coach was Bob Otto. Was one of the top prospects as a freshman. He is the son of Mrs. Helen Miller. General Registration.



RETURNEES




JOHN MOLLER—6-1, 180, 19, sophomore quarterback. Is expected to be battling for the starting quarterback spot. High school coach was Dick Day. Son of Mr. and Mrs. Orville Moller. Pharmacy major.




LUTHER ONKEN—6-0, 220, 19, sophomore guard. Strong and willing worker. Brother of former Jackrabbit all-conference gridder Wayne Onken. Is also a fine wrestler. Expected to grab a starting spot. Son of Mrs. and Mrs. Carl Onken. Animal Science major.



DENNIS PAGEL—5-8, 160, 20, junior tailback. Competitor, but lacks size. Has fine balance. Parents are Mr. and Mrs. Donald Pagel of Wessington Springs. Agriculture Education major.




DICK PUCKETT—5-11, 190, 19, sophomore fullback. Regular on the baseball team. Hard worker, but has had limited football experience. Showed considerable improvement his freshman year. Parents are Mr. and Mrs. Reese Puckett. Chemistry major.




GLEN REINER—6-2, 225, 21, senior tackle. Has improved throughout his grid career and could be ready to make a fine contribution to the squad. Parents are the Alvin Reiners. Mechanized Agriculture major.


FRED RICHARDSON—5-11, 175, 19, sophomore quarterback. Quickest of the returning quarterbacks. Has good arm. Lacks experience. Son of Mr. and Mrs. Dan Richardson. Engineering major.




CAL RIESGAARD—6-1, 216, 20, junior center and guard. Shared the starting center spot last year. Strong. Parents are Mr. and Mrs. Merne Riesgaard. Animal Science major.




TIM ROTH—6-2, 240, 21, senior defensive end. Tri-captain. Should have an excellent senior year. Big and strong. Parents are Mr. and Mrs. Roland Roth. Regular past two seasons. Physical Education major.




MIKE RUFF—6-3, 210, 19, sophomore defensive tackle. Has a good chance to start as a sophomore. Very aggressive and good hitter. High school coach was Gary Brooks. Mother is Elizabeth Ruff. Engineering major.



TOM SETTJE—5-11, 175, 21, senior wingback. Regular the past two years. Only returning starting back on offense. Good speed and balance. Son of the Virgil Settjes of Milbank. History major.



RETURNEES




RAY SPELLMAN—6-2, 210, 21, senior defensive tackle. Was fullback on frosh squad, but played mostly defense the past two years. Expected to have fine senior year. Parents are Mr. and Mrs. Patrick Jones of Lemmon. Animal Science major.




EMIL STANEC—5-11, 190, 22, senior linebacker. Saw considerable action as a junior after not lettering his sophomore year. He is a hustler. Son of Mr. and Mrs. Emil Stanec of Martin. Animal Science major.



CLARK THOMPSON—6-3, 225, 19, sophomore defensive end. Lacks speed and experience, but is a hard worker. High school coach was Max Hawks. Son of Mr. and Mrs. Millard E. Thompson. Civil Engineering major.



RON VANDERHEIDEN—6-1, 215, 19, sophomore fullback. Was a regular on the freshman squad. Strong runner who will be battling for the starting fullback slot. Parents are Mr. and Mrs. Robert Vanderheiden. Sociology major.



ROLLAND VORRATH—5-11, 175, 19, sophomore defensive back. Has good quickness. Saw considerable action on the freshman squad last fall. Son of Mr. and Mrs. Ralph Vorrath. Pre-veterinary major.

ALPHABETICAL VARSITY ROSTER

Name	Position	Ht.	Wt.	Age	Class	Hometown (High School)
Alan Allen**	Def. Back	6-2	186	21	Sr.	Madelia, Minn.
Bill Armstrong	End	6-5	210	18	Fr.	Flandreau (Public)
Larry Armstrong	QB	6-4	195	18	Fr.	Jackson, Minn.
Tom Ball*	Def. Back	6-2	180	20	Jr.	Austin, Minn. (Pacelli)
Tim Ball	Tailback	5-11	185	18	Fr.	Austin, Minn. (Pacelli)
Dave Bridenstine	Off. Guard	6-1	175	18	Soph.	Sioux Falls (Washington)
Mike Bruneau	Linebacker	5-11	175	18	Fr.	Minneapolis, Minn. (Southwest)
Toby Day	Fullback	6-1	195	18	Fr.	Edgemont
Rick Dietz**	Split-end	6-1	185	22	Sr.	Hawarden, Iowa
Tim Elliott*	Fullback	6-2	195	20	Jr.	Wyandotte, Mich.
Bob Ellwanger	Def. Back	5-10	165	19	Soph.	Pierre
John Fillaus	Split-end	6-2	190	19	Soph.	Scotland
Mark Fredrickson	Tailback	6-1	190	19	Soph.	Minneapolis, Minn. (Southwest)
Ron Gehl	Def. Tackle	6-2	220	18	Fr.	Minneapolis, Minn. (Vocational)
Clay Guthmiller	Off. Tackle and Guard	6-1	215	18	Fr.	Ft. Dodge, Iowa
Vince Haan	Off. Tackle	6-2	210	18	Fr.	Watertown
Clyde Hagen** (tri-capt.)	Tight-end	6-4	235	21	Sr.	Webster
Terry Hagin**	Linebacker	6-2	187	21	Sr.	Bridgewater
Rick Heard*	Def. Back	6-0	180	20	Jr.	Austin, Minn.
Byron Hebert	QB and Def. Back	5-9	175	18	Fr.	Wyandotte, Mich.
Jim Heinitz	Linebacker	6-0	205	19	Soph.	Mountain Lake, Minn.
Bernie Hendricks	Tight-end	6-3	205	18	Fr.	Brookings
Joel Hibbs	Off. Tackle	6-0	235	19	Soph.	Marshalltown, Iowa
Bill Hoberg	Center	6-0	210	19	Soph.	Ortonville, Minn.
Kent Hogrefe	Tackle	5-11	215	18	Fr.	Gregory
Bill Horak	Center	6-0	200	18	Fr.	Worthington, Minn.
Dave Jensen	Off. Tackle	6-2	210	18	Fr.	Pierre
Dennis Johnson*	Linebacker	5-11	200	20	Jr.	Columbia Falls, Mont.
Tom Jones*	Off. Tackle	6-4	230	20	Jr.	Wyandotte, Mich.
Chuck Kavanagh	Tailback and Def. Back	5-10	180	20	Jr.	Murdock, Minn.
Tim Keller*	Tailback	5-11	185	20	Jr.	Austin, Minn.
Jim Kempainen	Def. Back	5-11	175	18	Fr.	Bloomington, Minn. (Kennedy)
Bob Kendall*	Center	5-11	200	21	Sr.	Waterloo, Iowa (West)
Dean Krogman	Tight-end	6-3	200	19	Soph.	Lismore, Minn.
Jim Langer** (tri-capt.)	Linebacker	6-2	240	21	Sr.	Royalton, Minn.
Mike Langin*	Linebacker	6-1	190	20	Jr.	Sioux Falls (Washington)
Tony Lorenz**	Def. Tackle	6-1	195	22	Sr.	Lemmon
Cal Ludeman	Off. Guard	6-3	205	18	Fr.	Tracy, Minn.
Craig Mansfield**	Def. End	6-2	200	21	Sr.	N. Sioux City (Riverside)
John Miller*	QB	6-0	180	20	Jr.	Sioux Falls (Washington)
Mike Miller	Def. End	6-0	175	20	Soph.	Sioux Falls (Lincoln)
John Moller	QB	6-1	180	19	Soph.	Sioux Falls (Washington)
Frank Nelson	Def. Back	6-2	195	21	Jr.	Audubon, Iowa
Phil Netley	Fullback	6-1	200	18	Fr.	Cherokee, Iowa
Mike Noyes	Wingback	5-10	180	18	Fr.	Chicago, Ill. (Mendel)
Luther Onken	Off. Guard	6-0	220	19	Soph.	Slayton, Minn.
Dennis Pagel	Tailback	5-8	160	20	Jr.	Wessington Springs
Dave Peters	Def. End	6-3	200	18	Fr.	Sioux Falls (O'Gorman)
Dick Puckett	Fullback	5-11	190	19	Soph.	Peerless, Mont.
Glen Reiner*	Tackle	6-2	225	21	Sr.	Tripp
Robert Renner	QB	6-3	195	18	Fr.	St. James, Minn.
Fred Richardson	QB	5-11	175	19	Soph.	Whiting, Iowa
Cal Riesgaard*	Center and Guard	6-1	216	20	Jr.	Exira, Iowa
Larry Roalstad	Def. Back	5-11	170	20	Soph.	Kiester, Minn.
Tim Roth** (tri-capt.)	Def. End	6-2	240	21	Sr.	Madison, Minn.
Mike Ruff	Def. Tackle	6-3	210	19	Soph.	Nisland
Tom Settje**	Wingback	5-11	175	21	Sr.	Milbank
Max Sinclair	Tailback	6-0	185	18	Fr.	Sioux Falls (O'Gorman)
Ray Spellman**	Def. Tackle	6-2	210	21	Sr.	Lemmon
Emil Stanec*	Linebacker	5-11	190	22	Sr.	Martin
Clark Thompson	Def. End	6-3	225	19	Soph.	Yankton
Dave Thoreson	Tackle	6-3	225	18	Fr.	Lakefield, Minn.
Ron Vanderheiden	Fullback	6-1	215	19	Soph.	Platte
Rolland Vorrath	Def. Back	5-11	175	19	Soph.	Creston, Iowa

*Denotes letters earned

RECORD AGAINST 1969 OPPONENTS

WEBER STATE

1968	SDS 12	W 27
------	-----------	---------

N. D. STATE U.

	SDS	NDSU
1903	0	85
1908	11	5
1909	5	11
1910	6	3
1911	14	3
1913	7	6
1915	21	0
1917	21	14
1919	0	0
1920	27	7
1921	54	0
1922	13	0
1923	13	14
1924	14	0
1925	3	3
1926	21	0
1927	34	0
1928	27	6
1929	0	0
1930	0	24
1931	7	0
1932	6	12
1933	13	7
1934	38	0
1935	6	7
1936	0	7
1937	13	6
1938	6	13
1939	6	0
1940	7	0
1941	0	25
1942	14	0
1946	0	6
1947	7	0
1948	7	6
1949	33	13
1950	60	0
1951	7	7
1952	14	48
1953	32	14
1954	50	13
1955	33	7
1956	9	26
1957	32	14
1958	20	33
1959	6	8
1960	14	14
1961	41	12
1962	17	6
1963	40	25
1964	13	20
1965	13	41
1966	6	35
1967	14	34
1968	3	21

878 661
W-31; L-18; T-5

MORNINGSIDE

1922	SDS 48	MORN. 0
1923	24	26

1924	34	0
1926	21	6
1927	44	7
1928	13	
1929	38	
1930	0	
1931	20	0
1932	26	6
1933	21	6
1934	7	13
1935	12	6
1936	0	13
1937	0	7
1938	14	13
1939	34	13
1940	6	6
1941	3	0
1942	3	0
1946	0	0
1947	13	0
1948	13	18
1949	27	20
1950	31	7
1951	28	26
1952	39	25
1953	31	29
1954	34	39
1955	21	21
1956	28	13
1957	7	7
1958	26	6
1959	32	34
1960	22	0
1961	56	0
1962	41	7
1963	28	22
1964	32	21
1965	20	25
1966	21	41
1967	24	15
1968	43	14

985 532
W-29, L-10, T-4

U. OF NORTHERN IOWA

	(Formerly SDS)	SCI
1935	13	
1936	13	
1937	0	11
1940	2	12
1941	0	21
1942	0	38
1945	7	58
1946	6	6
1948	7	33
1949	14	13
1950	34	13
1951	48	6
1952	34	47
1953	52	19
1954	41	20
1955	34	21
1956	31	27
1957	23	20
1958	13	8
1959	12	14
1960	0	12
1961	36	13
1962	13	13
1963	27	13
1964	14	23
1965	0	41
1966	7	13
1967	16	17
1968	10	38

507 614
W-12; L-15; T-2

DRAKE U.

	SDS	DU
1945	0	34
1948	0	47
1949	0	40
1957	7	25
1958	12	6
1964	15	37
1967	21	34
1968	20	28
	75	251

W-1; L-7; T-0

YOUNGSTOWN U.

	SDS	YU
1942	0	14
1968	23	20
	23	34

W-1; L-1; T-0

U. OF NORTH DAKOTA

	SDS	UND
1906	5	4
1907	6	24
1914	14	3
1915	0	0
1916	14	7
1917	13	6
1919	9	7
1920	3	6
1921	27	14
1922	6	16
1923	6	12
1924	7	6
1926	6	0
1928	0	6
1929	6	7
1930	0	21
1931	6	34
1932	0	13
1933	18	2
1934	0	6
1935	6	6
1936	6	33
1938	0	37
1939	14	13
1940	0	6
1941	15	33
1942	8	19
1948	6	31
1949	0	19
1950	21	21
1951	21	12
1952	60	6
1953	13	13
1954	34	20
1955	14	6
1956	14	13
1957	53	21
1958	12	30
1959	6	0
1960	23	27
1961	13	14
1962	26	0
1963	7	6
1964	28	35
1965	7	14
1966	0	43
1967	7	9
1968	16	21
	576	702

W-19; L-25; T-4

U. OF SOUTH DAKOTA

	SDS	USD
1889	6	6
1900	0	17
1901	0	22
1902	0	10
1904	6	6
1905	0	17
1906	0	22
1910	0	33

1911	6	15
1912	7	73
1914	0	12
1915	0	7
1919	13	6
1920	3	7
1921	9	0
1922	7	7
1923	7	0
1924	10	3
1925	7	0
1926	0	0
1927	12	16
1928	13	0
1929	6	0
1930	13	6
1931	0	10
1932	0	0
1933	0	6
1933	14	0
1934	19	0
1935	2	7
1936	0	6
1937	2	12
1938	0	7
1939	7	21
1940	0	26
1941	0	40
1942	0	7
1946	20	0
1947	7	26
1948	0	33
1949	27	25
1950	54	28
1951	6	26
1952	21	21
1953	25	0
1954	20	19
1955	27	7
1956	14	19
1957	21	13
1958	7	28
1959	12	7
1960	28	7
1961	34	6
1962	24	0
1963	61	0
1964	7	10
1965	30	14
1966	22	18
1967	42	14
1968	32	55

710 803

W-25; L-29; T-6

AUGUSTANA


	SDS	AUG.
1931	49	0
1946	26	6
1947	33	12
1948	20	6
1949	28	0
1950	20	12
1951	58	7
1952	47	6
1953	55	0
1954	68	0
1955	28	0
1956	20	21
1957	16	0
1958	20	6
1959	0	13
1960	20	21
1961	41	14
1962	28	7
1963	28	8
1964	27	14
1965	14	14
1966	19	13
1967	17	21
1968	47	27


729 228

W-19; L-4; T-1

MONTANA U.

(First Meeting)





1968 SDSU INDIVIDUAL STATISTICS

TOTAL OFFENSE

	Plays	Yds. Rush	Yds. Pass	Net Gain	Play Ave.
Darwin Gonnerman	219	1,023	0	1,023	4.7
Bob Bozied	203	78	849	927	4.6
Jon Naujokas	189	615	19	634	3.3
Tom Settje	35	292	0	292	8.3
Tim Elliott	59	280	0	280	4.7
John Miller	30	8	118	126	4.2
Clyde Hagen	2	22	0	22	11.0
Tim Keller	2	15	0	15	7.5
Alan Allen	1	10	0	10	10.0
Dennis Pagel	3	1	0	1	0.33
Totals	743	2,344	986	3,330	4.5

RUSHING

	No.	YG	YL	Net	Ave.	TDS
Darwin Gonnerman	219	1,056	33	1,023	4.7	13
Jon Naujokas	188	647	32	615	3.3	6
Tom Settje	35	304	12	292	8.3	3
Tim Elliott	59	280	0	280	4.7	1
Clyde Hagen	2	22	0	22	11.0	0
Tim Keller	2	17	2	15	7.5	0
Alan Allen	1	10	0	10	10.0	0
John Miller	6	25	17	8	1.3	0
Dennis Pagel	3	6	5	1	1.0	0
Bob Bozied	70	228	150	78	1.1	3
Totals	585	2,595	251	2,344	4.0	26

PASSING

	Att.	Comp.	Had Int.	Net	TD	CV
Bob Bozied	133	60	10	849	7	0
John Miller	24	12	4	118	0	0
Jon Naujokas	1	1	0	19	0	0
Totals	158	73	14	986	7	0

KICKOFF RETURNS

	No.	Yds.	Ave.	TD
Darwin Gonnerman	25	720	28.8	0
Jon Naujokas	8	150	18.7	0
Tom Settje	4	78	19.5	0
Tim Keller	1	19	19.0	0
Mel Thomas	1	19	19.0	0
Clyde Hagen	1	12	12.0	0
Totals	40	998	24.9	0

SCORING

	TD	Conversion Made			Conversion Att.			FG	S	T
		kick-run-catch			kick-run-catch					
Darwin Gonnerman	14	5	1	0	6	2	0	2		
Bob Bozied	3	16	0	0	21	1	1	5		40
Jon Naujokas	6	0	0	0	0	1	0	0		36
Tom Settje	4	0	0	0	0	0	0	0		24
Rick Dietz	2	0	0	0	0	0	0	0		12
Clyde Hagen	2	0	0	0	0	0	0	0		12
Tim Elliott	1	0	0	0	0	0	0	0		6
Dennis Johnson	1	0	0	0	0	0	0	0		6
Ray Spellman	0	1	0	0	1	0	0	0		1
Team									2	4
Totals	33	22	1	0	28	4	1	7	2	247

PASS RECEIVING

	No.	Yds.	TDS
Clyde Hagen	30	304	2
Rick Dietz	22	267	2
Tom Settje	11	243	2
Terry Hagin	2	27	0
Tim Keller	1	6	0
Darwin Gonnerman	7	139	1
Totals	73	986	7

PUNTING

	No.	Yds.	Ave.
John Grein	38	1,305	34.3
Jon Naujokas	20	591	29.5
Team	2	2	
Totals	60	1,989	31.6

INTERCEPTION RETURNS

	No.	Yds.	TDS
Alan Allen	4	52	0
John Miller	2	68	0
Jim Langer	2	18	0
Mel Thomas	1	57	0
John Grein	1	39	0
Dennis Johnson	1	36	1
Rick Heard	1	25	0
Terry Moe	1	14	0
Totals	13	309	1

PUNT RETURNS

	No.	Yds.	Ave.	TD
Darwin Gonnerman	6	78	13.0	0
Tom Settje	7	62	8.9	0
Jon Naujokas	1	21	21.0	0
Alan Allen	2	13	6.5	0
Team	1	6	6.0	0
Avg. per return	17	180	10.9	0

1968 SDSU TEAM STATISTICS

FIRST DOWNS

	SDS	Opp.
Rushing	114	104
Passing	40	76
Penalty	11	18
Total	165	198

RUSHING

	SDS	Opp.
Times rushed	585	505
Yards gained	2,595	2,080
Yards lost	251	361
NET GAIN	2,344	1,719
Gain per try	4.0	3.4
Average per game	234.4	171.9

PASSING

	SDS	Opp.
Attempted	158	282
Completed	73	142
Had intercepted	14	13
NET GAIN	986	1,852
Gain per attempt	6.2	6.6
Ave. per completion	13.5	13.1
Ave. per play	1.4	2.5

PENALTIES

	SDS	Opp.
Yards penalized	315	464

PUNTING

	SDS	Opp.
No. of punts	60	48
Yards punted	1,898	1,537
Had blocked	2	1
Ave. per punt	31.6	32.0

PUNT RETURNS

	SDS	Opp.
Returned	17	22
Yards returned	180	185
Ave. per return	10.9	8.4

KICKOFF RETURNS

	SDS	Opp.
No. returned	40	48
Yards returned	998	868
Ave. per return	24.9	18.1
Longest return	94	90

TOTAL OFFENSE

	SDS	Opp.
Plays (run, pass)	743	787
NET GAIN	3,330	3,571
Ave. per play	3.5	4.6
Ave. per game	333	357

INTERCEPTIONS RETURNED

	SDS	Opp.
No. Interceptions	13	14
Yards returned	309	49
Ave. per return	23.8	3.6
Longest return	57	—

FUMBLES

	SDS	Opp.
Times fumbled	17	33
Fumbles lost	10	17

SCORING

	SDS	Opp.
Touchdowns	34	39
by rushing	26	16
by passing	7	23
by int. return	1	0
by punt return	0	0
by kickoff return	0	0
Conversions	23-33	31-39
by kicking	22-28	27-31
by passing	0-1	2-3
by running	1-4	2-5
Field goals	7	1
Safeties	2	0

SCORING BY QUARTERS

	1	2	3	4	Total
SDS	74	66	53	54	247
Opp.	52	69	61	77	259

STATE'S THOUSAND YARD CLUB

(1,000 Yards or Better Total Offense in a Season)

Player	Year	Plays	Yards Rushing	Yards Passing	Total Offense
Ron Meyer, QB	1964	297	-181	1385	1204
Dean Koster, QB	1961	159	28	1147	1175
Warren Williamson, HB ..	1950	151	1014	89	1103
Jerry Welch, QB	1954	171	625	478	1103
Ron Meyer, QB	1963	165	-14	1091	1077
Darwin Gonnerman, TB, FB	1967	247	1023	17	1040
Darwin Gonnerman	1968	219	1023	—	1023
Pete Retzlaff, FB	1951	142	1016	—	1016
Ron Meyer, QB	1965	317	-119	1132	1013
Pete Retzlaff, FB	1952	137	1008	—	1008

NORTH CENTRAL CONFERENCE

School	Est. '69	Enrollment	Location	Population
South Dakota State University	6,000	Brookings, S. D. 12,400
Augustana College	2,200	Sioux Falls, S. D. 67,000
University of South Dakota	5,100	Vermillion, S. D. 6,300
North Dakota State University	..	6,600	Fargo, N. D. 68,000
University of North Dakota	7,800	Grand Forks, N. D.	.. 49,000
University of Northern Iowa	9,000	Cedar Falls, Iowa 28,000
Morningside College	1,700	Sioux City, Iowa 90,000

FINAL 1968 NCC STANDINGS

	W	L	T	TP	OP	W	L	OVERALL	
								Pts.	Opp.
N. D. State	.. 6	0	0	213	71	10	0	372	112
U. S. D. 5	1	0	166	117	9	1	299	173
North. Iowa	.. 3	3	0	121	90	5	5	195	173
U. N. D. 3	3	0	131	101	3	5	148	
S. D. State 2	4	0	151	176	4	6	247	273
Morningside	.. 2	4	0	118	176	4	5	189	249
Augustana 0	6	0	97	256	2	7	166	305

1968 NCC ALL-CONFERENCE TEAM

OFFENSIVE TEAM

Ends: Gary Pettit, Morn.; Ron Gerhardt, USD

Tackles: John Kohler, USD; Bruce Nelson, NDSU

Guards: Bob Hyland, NDSU; Coy Tatum, UND

Center: Warren Woepking, UNI

Quarterback: Don Zeleznak, Morn.

Flanker: *BILL PREDOVICH, UND

Backs: DARWIN GONNERMAN, SDSU; Paul Hatchett, NDSU; Bob Koch, USD

Most Valuable Back—Gonnerman

DEFENSIVE TEAM

Ends: TOM ROCKERS, SDSU; TOM LANGSETH, UND

Tackles: JIM FERGE, NDSU; CHARLES BOSCH, UND

Guards: Dan Goddard, UNI

Linebackers: WARREN SCHUMACHER, USD; Larry Schwanz, Morn.; John Williams, UNI

Backs: Pete Gilbert, UND; Tom Pinkham, UNI; DEL GEHRETT, NDSU; Joe Collins, USD

Most Valuable Lineman—Ferge

(Names capitalized indicate they were named to honor squad previous year. * indicates three-year honoree.)


NCC RECORDS

TEAM

- Scoring:** Best game ave. season—41.2 pts., SDS, 1954
Total Offense: Best game ave. season—421.2 yds., SDS, 1961
Passing: Highest game ave. season—358.7 yds., SDS 1951
Passing: Best game ave. season—218.3 yds., UND, 1968
Total Defense: Smallest ave. yield season—114.7 yds., NDSU, 1965
Rushing Defense: Smallest ave. yield season—16 yds., NDSU, 1965
Passing Defense: Smallest ave. yield season—26.8 yds., NDSU, 1953
Victories: Most for season—6, USD, 1951; UNI, 1960; SDS, 1963; NDSU, 1965; NDS, 1968 (all 6-0-0)

INDIVIDUAL

- Scoring:** Most points season—72, Warren Williamson, SDS, 1950
Total Offense: Most yds. season—1,436, Corey Colehour, UND, 1966
Rushing: Most net yds. game—253, Randy Schultz, UNI vs. SDS, 1963.
 Most net yds. season—836, Paul Hatchett, 1968
Passing: Most net yds. season—1,555, Corey Colehour, UND, 1966 (completed 116 of 216)
 Most completions season—116, Corey Colehour, UND, 1966 (1,555 yds.)
Receiving: Most yds. gained season—677, Ken Hoogensen, Morn., 1964
 Most catches season—52, Gary Pettit, Morn. 1968
Punting: Best ave. season (over 10 kicks)—43.6 yds., Wayne Ailts, USD, 1956
Kickoff Returns: Most yds. season—495, Dan Duskin, Mor., 1966 (24 returns)
Punt Returns: Most yds. season, 248, Gary Boner, SDS, 1962 (17 returns)
Cumulative Punt, Kickoff Returns: Most yds. season—594, Dan Duskin, Morn., 1966 (34 returns—10 punts, 99 yds., 24 kickoffs, 495 yds.)



BOX SCORE ON NCC GRID TITLES

Team	Won	Tie	Last Title
SOUTH DAKOTA STATE	9	5	1963
North Dakota	8	3	1966
University of Northern Iowa	6	6	1964
North Dakota State	5	3	1968
Morningside	2	1	1956
South Dakota	2	3	1951
Augustana	1	1	1959
*Creighton	0	2	1927

*No longer member of conference.

NCC FOOTBALL CHAMPIONSHIPS

1922—South Dakota State	1948—Iowa State Teachers
1923—Morningside	1949—South Dakota State and Iowa State Teachers
1924—South Dakota State	1950—South Dakota State
1925—Creighton and North Dakota State	1951—South Dakota U.
1926—South Dakota State	1952—Iowa State Teachers
1927—Creighton and South Dakota U.	1953—South Dakota State
1928—North Dakota U.	1954—South Dakota State and Morningside
1929—North Dakota U.	1955—South Dakota State
1930—North Dakota U.	1956—Morningside
1931—North Dakota U.	1957—South Dakota State
1932—North Dakota State	1958—North Dakota U.
1933—South Dakota State	1959—Augustana
1934—North Dakota U.	1960—Iowa State Teachers (now State College of Iowa)
1935—North Dakota State	1961—South Dakota State and State College of Iowa
1936—North Dakota U.	1962—South Dakota State and State College of Iowa
1937—North Dakota U.	1963—South Dakota State
1938—South Dakota U.	1964—State College of Iowa (now U. of Northern Iowa), North Dakota U., North Dakota State
1939—South Dakota State, South Dakota U., North Dakota U.	1965—North Dakota State
1940—Iowa State Teachers	1966—North Dakota State, North Dakota U.
1941—Iowa State Teachers	1967—North Dakota State
1942—Iowa State Teachers and Augustana	1968—North Dakota State
1943-45—no conference competition	
1946—Iowa State Teachers	
1947—Iowa State Teachers and South Dakota U.	

HOBO DAY RESULTS

(Won 33, Lost 17, Tied 5)

SDS	Opponents	
1912—	6 Yankton	3
1913—	36 School of Mines	0
1914—	14 North Dakota	3
1915—	0 South Dakota	7
1916—	14 North Dakota	7
1917—	21 N. D. State	14
1918—	No Game — WW I	1
1919—	9 North Dakota	7
1920—	14 Hamline	0
1921—	27 North Dakota	14
1922—	7 South Dakota	7 tie
1923—	27 Creighton	20
1924—	10 South Dakota	3
1925—	0 Creighton	19
1926—	0 South Dakota	0 tie
1927—	44 Morningside	7
1928—	13 South Dakota	0
1929—	6 North Dakota	7
1930—	13 South Dakota	6
1931—	6 North Dakota	34
1932—	0 South Dakota	0 tie
1933—	18 North Dakota	2
1934—	19 South Dakota	0
1935—	6 North Dakota	6 tie
1936—	0 South Dakota	6
1937—	20 Wichita	6
1938—	0 South Dakota	7
1939—	14 North Dakota	13
1940—	0 South Dakota	26
1941—	15 North Dakota	33
1942—	0 South Dakota	7
1943—	(Two Army Special Training Teams played 6-6 tie)	
1944—	6 SDS ERC (Army)	0
1945—	25 Hamline	0
1946—	26 Augustana	7
1947—	7 South Dakota	26
1948—	20 Augustana	6
1949—	27 South Dakota	25
1950—	21 North Dakota	21 tie
1951—	6 South Dakota	26
1952—	60 North Dakota	6
1953—	13 St. John's (Minn.)	26
1954—	34 North Dakota	20
1955—	27 South Dakota	7
1956—	14 North Dakota	13
1957—	21 South Dakota	13
1958—	12 North Dakota	30
1959—	12 South Dakota	7
1960—	23 North Dakota	27
1961—	34 South Dakota	6
1962—	26 North Dakota	0
1963—	61 South Dakota	0
1964—	28 North Dakota	35
1965—	30 South Dakota	14
1966—	0 North Dakota	43
1967—	42 South Dakota	14
1968—	16 North Dakota	21
Scoring totals—		
		SDS 950; Opp. 656

SOUTH DAKOTA STATE FOOTBALL HISTORY

FULL SEASON RECORD

NCC RECORD

Year	W-L-T	Pct.	TP	OP	W-L-T	TP	OP	Place	Coach
1889	0-0-1	.500	6	6	No Conference	Play			Unavailable
1897	0-1-0	.000	0	22	No Conference	Play			Unavailable
1898	1-1-1	.500	68	11	No Conference	Play			Unavailable
1899	3-1-0	.750	90	62	No Conference	Play			Unavailable
1900	4-1-0	.800	128	23	No Conference	Play			Unavailable
1901	3-2-0	.600	102	44	No Conference	Play			Mr. Morrison
1902	3-2-0	.600	67	21	No Conference	Play			L. L. Gilkey
1903	1-2-0	.333	28	95	No Conference	Play			Unavailable
1904	4-2-1	.643	90	27	No Conference	Play			J. Harris Werner
1905	2-3-0	.400	74	122	No Conference	Play			Wm. M. Blaine
1906	3-1-0	.750	52	34	No Conference	Play			Wm. Juneau
1907	5-2-0	.714	108	42	No Conference	Play			Wm. Juneau
1908	3-3-1	.500	56	61	No Conference	Play			Wm. Juneau
1909	1-3-0	.250	61	28	No Conference	Play			J. M. Saunderson
1910	4-2-2	.625	76	64	No Conference	Play			J. M. Saunderson
1911	4-4-0	.500	60	89	No Conference	Play			Frederick Johnson
1912	2-3-1	.417	46	136	No Conference	Play			Harry "Buck" Ewing
1913	5-3-0	.625	147	82	No Conference	Play			Harry "Buck" Ewing
1914	5-2-0	.714	93	60	No Conference	Play			Harry "Buck" Ewing
1915	5-1-1	.786	163	7	No Conference	Play			Harry "Buck" Ewing
1916	4-2-0	.667	100	76	No Conference	Play			Harry "Buck" Ewing
1917	5-1-0	.833	149	84	No Conference	Play			Harry "Buck" Ewing
1918	No Games—World War I								
1919	4-1-1	.750	78	20	No Conference	Play			C. A. "Jack" West
1920	4-2-1	.643	66	27	No Conference	Play			C. A. "Jack" West
1921	7-1-0	.875	255	38	No Conference	Play			C. A. "Jack" West
1922	5-2-1	.688	202	57	4-1-1	111	37	1	C. A. "Jack" West
1923	3-4-0	.429	121	85	2-3-0	78	51	4	C. A. "Jack" West
1924	6-1-0	.857	91	28	5-0-0	75	16	1	C. A. "Jack" West
1925	2-3-2	.400	20	45	1-1-2	13	25	5	C. A. "Jack" West
1926	8-0-3	.864	157	24	3-0-2	56	14	1	C. A. "Jack" West
1927	5-3-1	.611	189	89	2-2-0	90	36	3	C. A. "Jack" West
1928	9-1-0	.900	230	25	3-1-0	53	19	2	T. C. "Cy" Kasper
1929	5-4-1	.550	237	55	2-1-1	50	7	2	T. C. "Cy" Kasper
1930	2-6-1	.278	48	197	1-3-0	13	64	4	T. C. "Cy" Kasper
1931	6-3-0	.667	194	78	2-2-0	33	44	2	T. C. "Cy" Kasper
1932	2-5-1	.313	70	96	1-2-1	32	31	4	T. C. "Cy" Kasper
1933	6-3-0	.667	118	73	4-0-0	66	15	1	T. C. "Cy" Kasper
1934	6-4-0	.600	189	72	2-2-0	65	19	4	R. H. "Red" Threlfall
1935	4-4-1	.500	123	92	1-3-1	39	48	T-3	R. H. "Red" Threlfall
1936	3-6-1	.350	51	116	1-4-1	19	59	7	R. H. "Red" Threlfall
1937	4-5-0	.444	102	147	2-3-0	44	58	6	R. H. "Red" Threlfall
1938	3-5-0	.375	69	109	2-3-0	48	76	4	Jack Barnes
1939	7-2-0	.778	141	95	4-1-0	68	53	T-1	Jack Barnes
1940	4-3-1	.563	78	57	2-3-1	16	50	5	Jack Barnes
1941	2-5-0	.286	32	131	1-5-0	18	131	7	Thurlo McCrady
1942	4-4-0	.500	65	92	3-3-0	45	64	4	Thurlo McCrady
1943	No Games—World War II								
1944	1-1-0	.500	13	27	No Conference	Play			Thurlo McCrady
1945	1-4-1	.250	51	144	No Conference	Play			Thurlo McCrady
1946	3-3-2	.500	131	76	2-1-2	52	18	3	Thurlo MsCrady
1947	4-5-0	.444	123	211	3-1-0	60	38	3	Ralph Ginn
1948	4-6-0	.400	107	203	2-4-0	53	127	T-4	Ralph Ginn
1949	7-3-0	.700	183	175	5-1-0	129	90	T-1	Ralph Ginn
1950	9-0-1	.950	381	116	5-0-1	220	81	1	Ralph Ginn
1951	8-1-1	.850	311	105	4-1-1	168	84	2	Ralph Ginn
1952	4-4-1	.500	287	230	3-2-1	215	153	T-3	Ralph Ginn
1953	5-3-1	.611	247	186	5-0-1	208	75	1	Ralph Ginn
1954	7-2-0	.778	338	151	5-1-0	247	111	T-1	Ralph Ginn
1955	6-2-1	.813	197	114	5-0-1	157	62	1	Ralph Ginn
1956	4-5-0	.444	137	212	3-3-0	116	119	T-4	Ralph Ginn
1957	6-2-1	.722	185	119	5-0-1	152	75	1	Ralph Ginn
1958	4-5-0	.444	123	158	3-3-0	98	111	T-3	Ralph Ginn
1959	2-7-0	.222	80	153	2-4-0	68	76	6	Ralph Ginn
1960	5-4-1	.550	170	135	2-3-1	107	81	T-4	Ralph Ginn
1961	8-2-0	.800	376	97	5-1-0	221	59	T-1	Ralph Ginn
1962	7-2-1	.750	238	70	5-0-1	149	33	T-1	Ralph Ginn
1963	9-1-0	.900	278	166	6-0-0	191	74	1	Ralph Ginn
1964	2-8-0	.200	170	243	2-4-0	121	123	T-4	Ralph Ginn
1965	1-8-1	.150	111	247	1-4-1	84	149	T-5	Ralph Ginn
1966	3-7-0	.300	129	280	2-4-0	75	163	T-4	Ralph Ginn
1967	4-6-0	.400	186	185	2-4-0	120	110	T-4	Ralph Ginn
1968	4-6-0	.400	247	259	2-4-0	151	176	T-4	Ralph Ginn
Totals	296-216-35	.581	9,489	7,106	127-88-21	4,194	3,105		

SDSU FOOTBALL RECORDS

RUSHING—Individual

Most times carried 1 season—244 by Darwin Gonnerman, 1967
Most times carried 1 game—41 by Darwin Gonnerman vs. Augustana, 1967
Most yards net gain 1 game—224 by Darwin Gonnerman vs. Drake U., 1967
Most yards net gain 1 season—1,023 by Darwin Gonnerman, 1967 and 1968
Most yards net gain 2 seasons—2,046 by Darwin Gonnerman, 1967-68
Best average for 1 season—112 yards per game by Pete Retzlaff, 1952
Most times carried career—622 by Darwin Gonnerman, 1966-68
Most yards net gain career—2,598 by Darwin Gonnerman, 1966-68 (3 seasons)

RUSHING—Team

Most times carried 1 game—84 vs Augustana, 1952
Most times carried 1 season—624 in 1951
Most yards net gain 1 game—532 vs Augustana, 1951
Most yards net gain 1 season—3685 in 1951
Fewest net yards 1 game—minus 17 vs Nebraska, 1963
Fewest net yards season—509 in 1965

PASSING—Individual

Most passes attempted one game—38 by Ron Meyer vs NDSU and UND, 1965
Most passes attempted one season—254 by Ron Meyer, 1965
Most passes attempted career—598 by Ron Meyer, 1963-65
Most passes completed one game—23 by Ron Meyer vs Arkansas State, 1963
Most passes completed season—114 (of 254) by Ron Meyer, 1965
Most passes completed career—290 (of 598) by Ron Meyer, 1963-65
Most passes had intercepted one game—3 by Herb Bartling vs North Dakota, 1950; Virg Riley vs SCI, 1952; Phil Edwards vs St. John's, 1953; Jerry Welch vs Marquette, 1953; Nig Johnson vs Montana State, 1956; John Meek vs South Dakota, 1958; Ron Meyer vs North Dakota State, 1963; Meyer vs Drake, 1964; Meyer vs North Dakota, 1965; Bob Bozied vs Drake, 1968.
Most passes had intercepted one season—13 by Ron Meyer, 1965
Most passes had intercepted career—27 by Ron Meyer, 1963-65
Most net pass yards one game—289 by Ron Meyer vs Arkansas State, 1963
Most net pass yards season—1,385 by Ron Meyer, 1964
Most net pass yards career—3,608 by Ron Meyer, 1963-65
Most touchdown passes one game—4 by Herb Bartling vs North Dakota State, 1949; Ron Meyer vs North Dakota State, 1963
Most touchdown passes season—19 by Ron Meyer, 1963
Most touchdown passes career—41 by Ron Meyer, 1963-65

PASSING—Team

Most passes attempted one game—44 vs North Dakota State, 1965
Most passes attempted season—317 in 1965
Most passes completed one game—23 vs Arkansas State, 1963
Most passes completed season—134 in 1965
Most passes had intercepted one game—4 vs SCI, 1952; St. John's 1953; Arizona, 1956; Montana State, 1958; Morningside, 1966
Most passes had intercepted season—18 in 1965
Fewest passes had intercepted season—4 in 1963 (10 games); 1955 9 games)
Most net pass yards one game—289 vs Arkansas State, 1963
Most net pass yards season—1,419 in 1964
Most touchdown passes one game—5 vs North Dakota, 1957; South Dakota, 1963
Most touchdown passes season—23 in 1963

RECEIVING

Most passes caught one game—11 by Wayne Rasmussen vs Arkansas State, 1963
Most passes caught season—37 by Jack Rohrs in 1965
Most passes caught career—89 by Ed Maras, 1963-65
Most pass yards one game—171 by Dal Eisenbraun vs SCI, 1956 (7 cgt., 3 TD)
Most pass yards season—470 by Roger Eischens, 1961
Most pass yards career—1,098 by Ed Maras, 1963-65
Most touchdown passes caught one game—4 by Don Bartlett vs NDSU, 1949
Most touchdown passes caught season—7 by Wayne Rasmussen, 1963
Most touchdown passes caught career—16 by Wayne Rasmussen, 1961-63
Longest scoring pass—80 yds., Nig Johnson to Dal Eisenbraun vs SCI, 1956

TOTAL OFFENSE—Individual

Most attempts one game—46 by Ron Meyer vs Augustana; North Dakota State; North Dakota, 1965
Most attempts season—317 by Ron Meyer, 1965
Most attempts career—779 by Ron Meyer, 1963-65
Most yards one game—316 by Ron Meyer vs Arkansas State, 1963
Most yards season—1,204 by Ron Meyer, 1964
Most yards career—3,294 by Ron Meyer, 1963-65

TOTAL OFFENSE—Team

Most yards 1 game—638 vs Bemidji Teachers, 1951
Most yards 1 season—4,377 in 1951
Number of plays run 1 game—100 vs NDS, 1968
Number of plays run 1 season—743 in 1968

PUNTING—Individual

Most punts 1 game—13 by John Grein vs U. of Tampa (34.4 ave.), 1967
Most punts season—70 by Dave Glasrud (36.1 ave.), 1965
Longest punt—68 yards by Bob Bresee vs South Dakota, 1951
Best Ave. season (min. 25)—36.9 yds. (31 kicks) by Len Spanjers, 1957

PUNTING—Team

Most punts 1 game—13 vs U. of Tampa (34.4 ave.), 1967
Most punts season—78 for 32.3 ave. in 1967
Most punts had blocked 1 season—2 in 1950; 1951; 1952; 1968
Best Ave. 1 game (min. 3) 45.0 yds. (4 kicks) vs South Dakota, 1958
Best Ave. season—36.4 yds. (32 kicks) in 1950
Worst Ave. season—30.1 yds. (44 kicks) in 1960

SCORING—Individual

Most touchdowns season—14 by Warren Williamson, 1950; D. Gonnerman, 1968
Most field goals season—9 (of 18) by John Stone, 1962—(Includes 2 blkd.)
Most points kicking season—51 by John Stone (24 PAT, 9 FG), in 1962
Most points kicking career—84 by John Stone (55 PAT, 9 FG), 1960-62
Most scoring 1 game—30 by Darwin Gonnerman vs Augustana, 1968
Most scoring 1 season—102 by Darwin Gonnerman, 1967
Most scoring career—221 by Jerry Welch, 1951-54
Most conversion kicks season—36 by *George Medchill, 1950; Dick Craddock, 1951 (*attempt 51)
Best conversion percentage—.938 (15 of 16) by Darwin Gonnerman, 1967

SCORING—Team

Most scoring 1 game—85 vs Columbus, 1922
Most scoring 1 season—381 in 1950
Largest margin of victory—85-0 vs Columbus, 1922

PASS INTERCEPTION RETURNS—Individual

Most interceptions 1 game—3 by Buck Osborne vs St. Cloud, 1952; Daryl Martin vs North Dakota, 1962
Most interceptions 1 season—7 by Wayne Rasmussen, 1963
Most interceptions career—12 by Wayne Rasmussen, 1961-63
Most yds. return 1 game—85 by Roger Eischens vs Toledo, 1962
Longest return—85 yds. by Roger Eischens (TD) vs Toledo, 1962
Most yds. return 1 season—93 by Ken Ashmore (4 ret.), 1954
Most yds. return career—110 by Wayne Rasmussen, 1961-63

PASS INTERCEPTIONS—Team

Most interceptions 1 game—6 vs Augustana, 1950; St. Cloud, 1952
Most interceptions 1 season—20 in 1950
Most yds. return 1 game—140 vs Morningside (4 ret.), 1961
Most yds. return 1 season—349 in 1964 (17 ret.)

PUNT RETURNS—Individual

Longest runback—95 yds. TD by Darwin Gonnerman vs N. D. State, 1966
Most returns 1 season—24 by Gary Boner, 1962
Most yds. return 1 season—389 by Gary Boner, 1962
Most yds. return career—675 by Jerry Welch, 1951-54—(41 ret., 16.0 ave.)

PUNT RETURNS—Team

Most runbacks 1 game—8 vs St. Cloud, 1961
Most runbacks season—44 in 1961 (407 yds. ret.)
Most yds. ret. game—128 vs St. Cloud in 1961
Most yds. ret. season—572 (41 ret.) in 1962
Best return ave. season—15.1 (18 ret.) in 1955

KICKOFF RETURNS—Individual

Most runbacks 1 game—9 by Jerry Welch vs Iowa State, 1952
Most runbacks season—31 by Reed Sanderson, 1964; 31 by Darwin Gonnerman, 1966
Most runbacks career—75 by Darwin Gonnerman, 1966-68
Most yds. return 1 game—258 by Jerry Welch vs Iowa State, 1952 (9 ret.)
Most yds. return season—725 by Darwin Gonnerman, 1966
Most yds. return career—1,841 by Darwin Gonnerman (75 ret.) 1966-68
Longest return—95 yds. (TD) by Jerry Welch vs Iowa State, 1952

KICKOFF RETURNS—Team

Most runbacks 1 game—10 (164 yds.) vs Arizona, 1956
Most runbacks season—52 in 1966
Most yds. ret. 1 game—258 vs Iowa State, 1952
Most yds. ret. season—1093 in 1966
Best ret. ave. season—24.9 (40 ret.) in 1968

DEFENSE

Fewest yds. rushing by opp. 1 game—2 by Mankato State, 1954
 Fewest yds. rushing by opp. season—1061 in 1955 (9 games)
 Most yds. rushing by opp. 1 game—442 by Montana State, 1959
 Most yds. rushing by opp. season—2604 in 1964 (10 games)
 Fewest yds. passing by opp. season—481 in 1960
 Most yds. passing by opp. 1 game—310 by UND, 1966
 Most yds. passing by opp. season—1,852 in 1968
 Most passes compl. by opp. 1 game—22 by Idaho St., 1968
 Most passes compl. by opp. season—142 in 1968
 Most TD passes by opp. one game—6 by USU, 1968
 Most TD passes by opp. season—23 in 1968.
 Fewest TD passes by opp. Season—2 in 1951 (10 games); 1959 (9 games)
 Fewest net yds. by opp. 1 game—53 by Mankato State, 1954
 Fewest net yds. by opp. season—1688 in 1955 (9 games)
 Most net yds. by opp. 1 game—606 by Arizona, 1956
 Most net yds. by opp. season—3,571
 Most total first downs by opp. 1 game—30 by Arizona, 1956
 Fewest total first downs by opp. 1 game—3 by South Dakota, 1962
 Most first downs rushing by opp. 1 game—21 by Montana State, 1959
 Fewest first downs rushing by opp. 1 game—1 by SCI, 1955
 Most first downs passing by opp. 1 game—12 by Parsons in 1965; 12 by UND in 1966; 12 by 1968
 Most first downs by penalty by opp. 1 game—4 by Morningside, 1968
 Most yds. opp. penalized 1 game—118 on Montana State, 1957
 Most points by opp. 1 game—86-6 by Kansas 1947
 Most points by opp. season—280 in 1966 (10 games)
 Most TDs by opp. 1 game—9 by Arizona, 1956

MISCELLANEOUS

Longest sustained drive—99 yds. 2'6" vs South Dakota U., 1955
 Longest scoring scrimmage run—91 yards by Jerry Welch vs St. Thomas, 1954
 Most yards kickoff and punt returns 1 season—958 by Darwin Gonnerman, 1968 (6 punts—78 yds., 25 kickoffs—720 yds.)
 Most games won 1 season—9 in 1928, 1950, 1963
 Most punts blocked 1 season—5 in 1957
 Longest consecutive game scoring streak—50—last 3 games in 1949 through first 2 games in 1956
 Longest field goal—45 by Bob Bozied, 1968
 Most field goals game—3 by Frank Kelley, 1926; 3 by Bob Nelson vs South Dakota, 1966.
 Most first downs by penalty game—4 vs Augustana in 1965
 Most first downs by penalty season—11 in 1968

CAREER RECORDS OF SDSU COACHES

Period	Coach	Seasons	W	L	T	Pct.	Pts.	Opp. Pts.
1901	Mr. Morrison	1	3	2	0	.600	102	44
1902	L. L. Gilkey	1	3	2	0	.600	67	21
1904	J. Harrison Werner	1	4	2	1	.643	90	27
1905	William M. Blaine	1	2	3	0	.400	74	122
1906-08	William Juneau	3	11	6	1	.639	216	77
1909-10	J. M. Sauderson	2	5	5	2	.500	137	107
1911	Frederick Johnson	1	4	4	0	.500	60	89
1912-17	Harry "Buck" Ewing ..	6	26	12	2	.675	698	445
1919-27	C. A. "Jack" West	9	44	17	9	.693	1,179	413
1928-33	T. C. "Cy" Kasper ..	6	30	22	3	.573	897	524
1934-37	R. H. "Red" Threlfall ..	4	17	19	2	.474	465	427
1938-40	Jack Barnes ..	3	14	10	1	.580	288	261
1941-46	Thurlo McCrady	5	11	17	3	.403	292	470
1947-68	Ralph Ginn	22	113	89	9	.535	4,604	3,824

TEN BIGGEST JACKRABBIT SCORES

(Against Collegiate Foes)

1922	Columbus College	85-0
1961	St. Cloud State	73-0
1915	Yankton College	72-0
1929	*Western Union	72-0
1954	Augustana College	68-0
1927	Huron College	67-0
1954	Mankato State	66-0
1917	Gustavus Adolphus	64-0
1928	Dakota Wesleyan	63-0
1946	Manitoba U.	61-0
1963	South Dakota U.	61-0

*Now known as Westmar College

WORST JACKRABBIT DEFEATS

1947	Kansas U.	6-86
1903	North Dakota State	0-85
1905	Minnesota U.	0-81
1912	South Dakota U.	7-73
1917	Minnesota U.	0-64
1916	Arizona U.	0-60
1945	State College of Iowa (now U. of Northern Iowa)	7-58
1930	Wisconsin U.	7-58
1963	Nebraska U.	7-58
1899	Dakota Wesleyan	0-57
1966	North Dakota U.	0-43
1965	State College of Iowa (now U. of Northern Iowa)	0-41

MOST COMBINED POINTS

92	Kansas U. (6-86)	1947
87	South Dakota U. (32-55)	1968
85	North Dakota State (0-85)	1903
85	Columbus College (85-0)	1922
82	South Dakota U. (54-28)	1950
81	Minnesota U. (0-81)	1905
81	State College of Iowa (now U. of Northern Iowa) (34-47) ..	1952
80	South Dakota U. (7-73)	1912
76	Iowa State U. (19-57)	1952
74	North Dakota (53-21)	1957
74	Augustana (47-27)	1968
73	Morningside (34-39)	1954
73	St. Cloud State (73-0)	1961



FUTURE JACKRABBIT SCHEDULES



1970

(Five Home Games)

- Sept. 12—College of St. Thomas at Brookings
- Sept. 19—Mankato State College—Away
- Sept. 26—University of Northern Iowa at Cedar Falls
- Oct. 3—Wayne State—Away
- Oct. 10—North Dakota U. at Brookings
- Oct. 17—South Dakota U. at Vermillion
- Oct. 24—Augustana at Brookings
- Oct. 31—North Dakota State at Fargo
- Nov. 7—Morningside at Brookings
- Nov. 14—Montana University at Brookings

1971


(Five Home Games)

- Sept. 11—College of St. Thomas—Away
- Sept. 18—Mankato State College at Brookings
- Sept. 25—University of Northern Iowa at Brookings
- Oct. 2—Wayne State U. at Brookings
- Oct. 9—North Dakota U.—Away
- Oct. 16—South Dakota U. at Brookings
- Oct. 23—Augustana—Away
- Oct. 30—North Dakota State at Brookings
- Nov. 6—Morningside—Away
- Nov. 13—Eastern Michigan U.—Away

ALL-TIME RECORD WITH ALL OPPONENTS (1889-1967)

Opponents	GP	W	L	T					
Arizona	1	0	1	0	Michigan State	1	0	1	0
Arkansas State	2	1	1	0	Minnesota	6	0	6	0
Augustana	24	19	4	1	Minnesota "B"	1	1	0	0
Bemidji State	4	3	1	0	Minnesota, Duluth				
Bradley U.	1	0	1	0	Branch	2	1	1	0
Buena Vista	3	2	1	0	Minot Teachers ..	1	0	1	0
Carleton	4	2	2	0	Montana State	11	2	9	0
Catholic U.	1	0	1	0	Moorhead State ..	3	3	0	0
Central (Ia.)	1	1	0	0	Morningside	43	29	10	4
Cincinnati	1	0	1	0	Nebraska	1	0	1	0
Colorado St. Col..	8	6	2	0	Nebraska				
Colorado St. U. ...	2	0	2	0	Wesleyan	1	0	0	1
Columbus College	4	2	0	2	North Dakota	48	19	25	4
Concordia	2	0	1	1	North Dakota				
Creighton	10	6	3	1	State	55	31	19	5
Dakota Wesleyan..	23	12	9	2	Northern (S.D.) ..	12	12	0	0
DePaul U.	2	0	2	0	Northwest				
Des Moines U.	1	1	0	0	Missouri	1	1	0	0
Detroit U.	2	1	1	0	Oklahoma City U..	1	0	1	0
Drake U.	8	1	7	0	Omaha U.	7	5	1	1
Duquesne	1	0	1	0	Parsons (Iowa) ..	1	0	1	0
Emporia (Kan.)					Pipestone (City) ..	1	1	0	0
St.	1	1	0	0	Pipestone High	1	1	0	0
Flandreau	5	5	0	0	S. D. State Army	1	1	0	0
Flandreau Indians	4	3	1	0	Sioux Falls (City)	2	0	2	0
Fresno State	1	0	1	0	Sioux Falls High..	1	1	0	0
General Beadle ...	4	3	0	1	S. Dakota Mines..	8	5	2	1
Gustavus					South Dakota	60	25	29	6
Adolphus	2	2	0	0	Southern (S. D.)	2	2	0	0
Hamlin U.	5	4	1	0	St. Cloud	6	5	1	0
Hawaii U.	1	1	0	0	St. John's	1	0	1	0
Huron College	25	22	3	0	St. Louis U.	2	1	1	0
Idaho State	2	2	0	0	St. Norbert	2	1	1	0
Iowa State	2	0	2	0	St. Olaf	4	3	1	0
U. of North. Iowa	29	12	15	2	St. Regis	1	1	0	0
Kansas State	2	0	2	0	St. Thomas	5	3	2	0
Kansas U.	1	0	1	0	Tampa U.	1	1	0	0
LaCrosse State ...	3	2	1	0	Toland's	1	1	0	0
Loras	3	0	3	0	Toledo	2	1	1	0
Loyola	2	0	1	1	Trinity	1	1	0	0
Luther	1	1	0	0	Watertown	1	1	0	0
Macalester	2	1	0	1	Wayne (Mich.) ..	1	1	0	0
Madison High ...	1	1	0	0	Weber State	1	0	1	0
Manitoba U.	1	1	0	0	*Western Union ..	2	2	0	0
Mankato State ...	5	3	2	0	West Texas State .	1	0	1	0
Marquette	5	0	5	0	Wichita	5	1	4	0
Michigan Normal	2	1	1	0	Wisconsin	9	1	8	0
					Yankton College .	14	9	4	1
					Youngstown	2	1	1	0
					*Now known as Westmar				





SDSU MARCHING JACKRABBIT BAND ADDS ZIP TO HOME FOOTBALL GAMES

One of the best Upper-Midwest university bands, the SDSU March-Jackrabbit band appears at all home games, providing "rousing ches" and "smart formations" for State's football partisans.

The 160-member band is one of the most sought-after of the North Central Conference bands. It will appear at a Minnesota Vikings professional game this fall for the eighth consecutive year. In the seven previous appearances at Vikings' games, the Marching Jackrabbits have been on national television six times.

Featured this year with the band will be Mona Burnison, a twirler from Huron. She will be a freshman. The Statesmen, a 100-member male chorus under the direction of Perry Jones, appear often with the band.

Warren Hatfield is director of bands at SDSU. He was appointed director of bands in 1961, after serving four years as a high school music director and four years as a bandsman in the U. S. Air Force. He earned his master's degree in 1959 and doctor's in 1967, both from the University of Iowa.

Hatfield is a 1952 graduate of the University of Northern Iowa. While on sabbatical in 1965-66, he was assistant director of Iowa's band on a three-month tour of the Soviet Union and Europe.

Gene Pollart is director of the marching band. Pollart received this position after serving two years as associate director. He was granted his bachelor's and master's degrees from the University of Colorado. Pollart is an instructor in percussion and director of the SDSU percussion ensemble.

SOUTH DAKOTA STATE UNIVERSITY

South Dakota State University is beginning its 85th year of continuous service to South Dakota and the region. Founded by an act of the Territorial Legislature passed on February 21, 1884, the first building was erected in 1883 and classes began September 24, 1884.

SDSU, a land-grant institution, is the largest institution of higher education in the state with a fall enrollment predicted at 6,000. It is one of 68 land-grant institutions established under the Morrill Act of 1862.

The University campus is ornamented with many varieties of beautiful trees and shrubs, and contains the necessary drives and walks. Adjoining to the east are the horticulture gardens, and to the north, northeast and northwest are the college farms.

The University is composed of six colleges—Agriculture and Biological Sciences, Engineering, Home Economics, Nursing, Pharmacy, Arts and Science — and the General Registration Division. Graduate studies are offered and advance degrees awarded in a variety of fields.



Coughlin-Alumni Stadium Has Outstanding Press Box Facilities

Coughlin-Alumni Stadium's Press Box is "home" for up to 50 newsmen, photographers, coaches, scouts, statisticians and halftime free-coffee-and-hot dog gourmets at South Dakota State's home football games. Constructed along with the 10,500-seat stadium in 1964, the \$23,000 facility is 100 feet long and 10 feet deep. It has six three-man booths and four two-man booths, plus a 40-foot working area with a capacity for 24 persons. State University was the only college in the nation in 1964 to earn the "Press Box Merit Award" from the Football Writers Association of America for providing "outstanding press box working facilities."

Jackrabbits Second on All Sports List

The Jackrabbits finished second in the North Central Conference during 1968-69 from a composite standpoint.

Based on seven points for a first place finish, six for a second place and so on down the list, SDSU scored 49½. The Jacks were only outdistanced by the Northern Iowa Panthers.

SDSU won co-titles in basketball and baseball. The Jacks ended second in indoor and outdoor track, tennis and golf.

The final overall standings:

Event	UNI	SDS	NDS	UND	USD	MOR	AUG
Cross Country	6	5	4	7	3	2	1
Football	4½	2½	7	4½	6	2½	1
Basketball	6½	6½	2	4½	4½	1	3
Wrestling	7	5	6	3	2	4	1
Indoor Track	7	6	4½	2	4½	3	1
Outdoor Track	7	6	4	3	5	1	2
Baseball	5	6½	6½	4	1	3	2
Tennis	7	6	4½	2	4½	2	2
Golf	5	6	7	4	3	1	2
TOTALS	55	49½	45½	34	33½	19½	15

Swimming and Gymnastic meets were unofficial last year in the NCC.



Game promotions have played a big part in the comprehensive athletic program at SDSU. The Jacks open '69 home season with a Shrine Benefit game September 20. This will be followed by the Beef Bowl game October 4, Hobo Day October 18, Parents Day October 25 and the Football Anniversary game November 8. Jean Hook, Sioux Falls, seated on the golf cart with Shriner Tom Reynolds in the above picture, was the '68 Shrine game queen. Reigning over the Beef Bowl activities last fall were (bottom picture), left to right, Pauline Catchpole, Lemmon; Laurie Klinkel, Brookings; Mary Ellen Leahy, Watertown; Kris Thor-Rapid City; and Mary Jane Haggart, Bison.



CROSS COUNTRY PROSPECTS

Coach Jay Dirksen is looking for an improved cross country season. Hopes are centered around four lettermen and a fine group of freshmen.

Bob Busby, Downers Grove, Ill., one of the top runners a year ago is expected to pace the young Jackrabbit squad. Greg Halling, Lennox, is also considered one of the top returnees, according to Dirksen.

The freshmen include Rich Bohn, who has run a 9:42 two-mile, and Don Solsvig, who has a 9:31 two-mile on his record. John Jones was the best South Dakota "AA" prep two-miler last year. Scott Underwood listed a 4:19 mile while in high school.

Dirksen is in his first year as head track and cross country coach after replacing Aubrey Dooley. He assisted Coach Dooley last year.

RETURNING VARSITY

Dan Bjerke, Sr., Altamont *
Bob Busby, Jr., Downers Grove, Ill. **
Rich Ehlers, Soph, Rapid City
Greg Halling, Soph., Lennox *
Mark Stanforth, Soph., Platte *

* Indicates letters

FRESHMEN

Doug Beauer, Sioux Falls Lincoln
Rich Bohn, Elmhurst, Ill. (Proviso West High School)
Jim Egeberg, Brookings
Ken Harris, Watertown
Mike Hosceid, Mitchell
Dale Iverson, Flandreau
John Iverson, Brookings
John Jones, Yankton
Kevin McMahan, Brandon
Steve Nannestad, Clear Lake (home Brandt)
Don Solsvig, Minneapolis, Minn. (Southwest High School)
Scott Underwood, Minneapolis, Minn. (Southwest High School)

1969 CROSS COUNTRY SCHEDULE

Sept. 13—USD Invitational, 4 miles, Vermillion
Sept. 20—SDSU Invitational, 5 miles, Brookings
Sept. 27—Roe Granger Invitational, 4 miles, Aberdeen
Oct. 4—Open
Oct. 8—Mankato Dual, 5 miles, Brookings
Oct. 11—Open
Oct. 14—USD Dual, 5 miles, Brookings
Oct. 18—St. Cloud Invitational, 4 miles, St. Cloud, Minn.
Oct. 25—Iowa State-Nebraska Dual, 5 miles, Lincoln, Nebr.
(Tentative)
Nov. 1—NCC, 5 miles, Cedar Falls, Iowa
Nov. 8—First Annual South Dakota U. S. Track and Field
Federation Cross Country Championship, 6 miles,
Brookings (Tentative)
Nov. 15—NCAA College Division Cross Country Champ-
ionship, 5 miles, Wheaton, Ill.

JACKRABBIT ATHLETIC STAFF

South Dakota State University: Area Code 605, 688-5625

Athletic Director

Stan Marshall (SDSU '50)
688-5625 Home 692-5296

Athletic Business Manager

Harry Forsyth (SDSU '51)
688-5422 Home 692-2215

Faculty Representative

Herbert B. MacDougal
(Miami, O. '27)
688-6196 Home 692-2666

Assistant Football Coach

Dennis Moller (SDSU '63)
688-5721 Home 692-5186

Assistant Football Coach

Paul Brynteson
(Concordia '65)
688-4326 Home 692-9229

Assistant Football Coach

Ray Braun (Dickinson '61)
688-5525 Home 692-2039

Assistant Football Coach

Ervin Huether
(Yankton '43)
688-5027 Home 692-4076

Associate Athletic Director

Ralph Ginn (Tarkio '31)
688-5817 Home 692-4293

Basketball Coach

Jim Marking (SDSU '50)
688-5626 Home 692-5620

Assistant Basketball and Golf Coach

Vern Schoolmeester
(SDSU '68)
688-5626 Home 692-2776

Coordinator of Health Educa- tion and Gymnastic Coach

Pete Tornio (BHTC '57)
688-5721 Home 692-6827

Trainer

Jim Booher
(Neb. Wesleyan '65)

Track, Cross Country Coach

Jay Dirksen (SDSU '68)
688-5526 Home: 692-2905

Coordinator of Intramurals and Recreation; Wrestling Coach

Warren Williamson
688-4724 Home: 692-5329

Baseball Coach

Ervin Huether

Coordinator, Graduate Pro- gram, Tennis Coach

Glenn E. Robinson
(Monmouth '32)
688-4924 Home: 692-2847

Equipment Manager

Kenneth "Dutch" Lampy

P. E. Dept. Properties Staff

Walt Anderson and
Milt Anderson

SOUTH DAKOTA STATE UNIVERSITY 1969 FOOTBALL BROCHURE

SDSU football brochures are printed annually by the State University Printing Laboratory. This issue compiled and edited by Ken Schaack, sports information editor. Layout and art is by Connie Shirley, SDSU publications artist, and photographs by Ron Ladegaard and Dick Sowell of the SDSU Audio-Visual Center.



SDSU CHEERLEADERS 69-70

**South Dakota State University
Brookings, South Dakota**

Non-Profit Org.

U. S. Postage

PAID

Brookings, S. D.

Permit 24