

# 1970 SDSU FOOTBALL

SOUTH DAKOTA STATE UNIVERSITY • BROOKINGS




## TO THE PRESS, RADIO AND TV

This book is designed to aid you as you write and talk about the 1970 South Dakota State University football team. Additional information is available upon request to this office.

**PRESS BOX TICKETS** are required for everyone entering the box — newsmen, cameramen and scouts. Requests for these should be made as far in advance as possible, and will be mailed or held, whichever is more convenient. When held they may be picked up at the window at the northwest corner of the stadium.

**RADIO:** After the Sports Information Office confirms booth assignment, stations should order own loops from Brookings Telephone Company.

Please help us serve you best by advising well in advance of games you plan to attend. **CHILDREN** not permitted in the press box.



**DAVE MARTIN**  
Sports Information Director  
South Dakota State University  
University Station  
Brookings, S. D. 57006

## PHONES

Brookings Area Code: 605      Dave Martin, SID: Home—692-9273  
Information Offices: 688-4187      Press Box — 688-4623

## TICKET INFORMATION

**SEASON TICKETS:** Reserved seats for the five home games, \$15.

**HOBO DAY:** Oct. 10 vs. U. of North Dakota—All Seats Reserved—\$4 each.

**OTHER INDIVIDUAL GAMES:** Reserved seats \$3; General Admission \$2; High School students \$1.50; Grade School students (when accompanied by an adult) \$.50.

**ADDRESS TICKET INQUIRES TO:** Athletic Ticket Office, Gymnasium, South Dakota State University, Brookings, S. D. 57006. Phone: 688-5422.

## SDSU NEWS OUTLETS

### NEWSPAPER AND WIRE SERVICES

Sports Editor, The Register, Brookings  
Lynn Hohensee, The Collegian, SDSU, Brookings  
John Egan, Argus Leader, Sioux Falls  
Harl Andersen, Associated Press, Sioux Falls  
Ron Larsen, United Press International, Sioux Falls  
Ron Lenz, Public Opinion, Watertown  
Craig Wenzel, Daily Plainsman, Huron  
Don Lindner, The Journal, Rapid City  
Larry Desautels, American News, Aberdeen  
Sports Editor, Daily Republic, Mitchell  
NCC Writer, Tribune, Minneapolis, Minn.  
Alex Stoddard, The Journal, Sioux City, Iowa  
Hod Nielsen, Press and Dakotan, Yankton

### RADIO AND TELEVISION

Gene Platek, KBRK, Brookings  
Sports Director, KESD-FM, SDSU, Brookings  
Jim Burt, KELO-TV, Sioux Falls  
Danny Olson, KSOO-TV, Sioux Falls


# QUICK FACTS ON THE UNIVERSITY

- LOCATION:** Brookings, S. D.; population 13,491; 60 miles north of Sioux Falls.
- FOUNDED:** 1881—South Dakota State College of Agriculture and Mechanic Arts; 1964—South Dakota State University.
- ENROLLMENT:** 6,068
- PRESIDENT:** Dr. H. M. Briggs
- CONFERENCE:** North Central Intercollegiate Athletic Conference (charter member joining in 1921).
- NICKNAME:** Jackrabbits. **COLORS:** Yellow and Blue.
- STADIUM:** Coughlin-Alumni (1962).
- STADIUM CAPACITY:** 10,500.


## INDEX

Jackrabbit Athletic Staff.....	Inside Back Cover
News Outlets.....	Inside Front Cover
<b>North Central Conference</b>	
1969 All-NCC Team.....	28
All-Time Records.....	29
Box Score on Titles.....	29
Composite Schedule.....	3
Final Standings, 1969.....	28
Football Championships.....	30
Member School Data.....	28
Quick Facts on SDSU.....	1
Prospects for 1970.....	7
<b>Records</b>	
Against 1970 Opponents.....	22-23
All Time with All Opponents.....	36
Career Coaching Records.....	34
Hobo Day Scores.....	30
SDSU All-Time, Individual and Team.....	32-34
Top 10 SDSU, Opponent Scores.....	34-35
Varsity, 1969.....	3
Review of 1969 Season.....	8-10
<b>Rosters of 1970 Players</b>	
Alphabetical.....	20-21
<b>Schedules</b>	
Varsity, 1970.....	3
Varsity, 1971-72.....	35
SDSU Football History.....	31
<b>Sketches</b>	
Ex-Jackrabbits in the NFL.....	19
Marching Jackrabbit Band.....	37
Players of 1970.....	11-18
Press Box Facilities.....	38
SDSU Coaches and Staff.....	5-7
The University.....	38
SDSU Officials.....	4
Statistics, 1969.....	26-27
Thousand Yard Club.....	27
Ticket Information.....	Inside Front Cover








**FOOTBALL . . .**



**AT SDSU**





## 1970 FOOTBALL SCHEDULE

Sept. 12	St. Thomas (Shrine Benefit)	2 p.m. CDT
Sept. 19	Mankato State College at Mankato	7:30 p.m. CDT
Sept. 26	U. of Northern Iowa at Cedar Falls	7:30 p.m. CDT
Oct. 3	Wayne State U. at Detroit, Mich.	1:30 p.m. EST
Oct. 10	U. of North Dakota (Hobo Day)	2 p.m. CDT
Oct. 17	U. of South Dakota at Vermillion	2 p.m. CDT
Oct. 24	Augustana College (Beef Bowl)	2 p.m. CDT
Oct. 31	North Dakota State U. at Fargo	1:30 p.m. CDT
Nov. 7	Morningside (Parents' Day)	1:30 p.m. CDT
Nov. 14	U. of Montana (Welcome 3M)	1:30 p.m. CDT

## 1969 RESULTS

		SDSU	Opp.
Sept. 13	Weber State at Ogden, Utah	13	28
Sept. 20	Drake University at Brookings	16	21
Sept. 27	Morningside at Sioux City	22	32
Oct. 4	University of North. Iowa at Brookings	14	24
Oct. 11	Univ. of North Dakota at Grand Forks	19	13
Oct. 18	University of South Dakota at Brookings	20	14
Oct. 25	Youngstown University at Brookings	16	17
Nov. 1	Augustana College at Sioux Falls	42	0
Nov. 8	North Dakota State at Brookings	13	20
Nov. 15	University of Montana at Missoula	0	58
<b>Overall: W—3; L—7      NCC: W—3; L—3</b>			

## 1969 COMPOSITE NCC SCHEDULE

### September

12—Omaha at USD  
 St. Cloud at Augie  
 Mo. West at Morn.  
 E. Mich. at NDSU  
 Hillsdale at Mankato  
 N. Mich. at UNI  
 St. Thomas at SDSU

19—USD at UND  
 SDSU at Mankato  
 Augie at Concordia  
 Morn. at Omaha  
 NDSU at Montana St.  
 UNI at C. Mich.

26—Augie at Morn.  
 NDSU at USD  
 Mankato at UND  
 SDSU at UNI

### October

3—UNI at USD  
 UND at Augie  
 Morn. at NDSU  
 St. Norbert at Mank.  
 SDSU at Wayne St.  
 10—USD at Morn.  
 Augie at NDSU

### UND at SDSU

Parsons at Mankato  
 Drake at UNI

17—SDSU at USD  
 Augie at Mankato  
 Morn. at UNI  
 NDSU at UND

24—Augie at SDSU  
 UND at Morn.  
 NDSU at UNI  
 Montana U. at USD

31—USD at Augie  
 SDSU at NDSU  
 UNI at UND  
 Mankato at Adams

### November

7—UNI at Augie  
 Morn. at SDSU  
 Mankato at NDSU  
 USD at Drake

14—Montana U. at SDSU  
 Mank. at St. Thomas  
 UNI at W. Ill.  
 21—Augie at Calif. Luther.  
 USD at Weber

## SDSU OFFICIALS



### **Dr. H. M. Briggs, president**

An enthusiastic fan at SDSU athletic events, Briggs is serving his twelfth year as president. A native Iowan, he was recipient of the first national scholarship given by packing magnate Thomas E. Wilson, and earned his B.S. degree at Iowa State in 1933. He earned his M.S. from North Dakota Agricultural College in 1935, and his Ph.D. three years later at Cornell University. Aware of the important role of intercollegiate athletics in the life of the University, he says the University's goal "is to strive for a better future through teaching, research and service." He and his wife, Lillian, are parents of a son, Dinus, and daughter, Janice.



### **Duane Acker, NCC faculty**

#### **representative**

Duane Acker has been the dean of the College of Agriculture and Biological Sciences at SDSU since 1966. This is his first year as faculty representative, replacing H. B. MacDougal who has resigned. Dean Acker earned his B.S. and M.S. degrees from Iowa State University and doctorate in animal nutrition from Oklahoma State University. He was named professor-of-the-year in the College of Agriculture at Iowa State in 1959 and has written a textbook on animal science. Dean and Mrs. Acker are the parents of two daughters, Diane Jean and LuAnn.



### **Stan Marshall, director of athletics**

A 1950 SDSU grad, he's in his sixth year as director of athletics and physical education. He earned two football and three track letters at SDSU, and served as SDSU line coach from 1957-63, with year's sabbatical leave to work on his Ph.D. Springfield (Mass.) College. Marshall, 43, was head coach at Wayne State University, Detroit, in 1964 and led the school to the Presidents' Athletic Conference grid title. He was prep coach at Groton, Centerville and Hot Springs, S. D., from 1950-55, and head football and track coach the next two years at Jamestown (N. D.) College. He was granted his M.A. degree at Iowa in 1953 and his doctor of physical education degree at Springfield in June 1969. He and his wife, Nona, are parents of a daughter, Virginia, and sons Mike and Charles.



### **Harry Forsyth, athletic business**

#### **manager**

Harry has been on the SDSU staff since 1956 except for two years at Springfield College, Springfield, Mass., where he spent time working for his Ph.D. degree. He received his doctorate this spring. He is a former SDSU baseball and basketball letterman who earned his B.S. in 1951 and M.S. in 1956, both at SDSU. He and his wife, Charleen, have a daughter, Susan, and a son, Maurice.



## SDSU COACHES AND STAFF


### **R. Dean Pryer, head football coach**

This is Dean's first year at SDSU. Prior to coming to SDSU he was an assistant football coach at Kansas State University, Manhattan, Kan. He graduated with honors from the University of Arkansas in education in 1953 and received his Masters Degree in physical education from Arkansas in 1956. While at Arkansas, Dean lettered three years in both football and track. In 1952 he was the co-captain of his football team and was the Kansas relay decathlon champion. While in the Army at Fort Monmouth, N. J., Dean was the head football coach for the post team. He also coached at Coffeyville, Kan., Wichita, Kan. and Hastings, Neb. He and his wife Betty, are parents of three daughters, Cindy, Susan and Nancy.




### **Dennis O. Moller, assistant coach**

A former SDSU athlete, Denny is in his third year at SDSU. He came to SDSU from Sioux Falls where he had been teaching and coaching at Lincoln High School for three years. He was granted his bachelor's degree in 1963 and then took a graduate assistantship in P.E. at the University of Montana, gaining his master's in 1964. Denny taught one year at Washington High in Sioux Falls, before moving to Lincoln. He lettered three years in football at SDSU and was a member of the NCC title teams of 1961 and 1962. He and his wife, Joan, have three children.




### **John Gregory, assistant coach**


John joined the SDSU athletic staff as an assistant football coach and an instructor in March of this year. Prior to coming to SDSU, he was athletic director at Iowa Central Community College, Ft. Dodge and the community colleges of Eagle Grove and Webster City. He was also assistant football coach at ICCC which won the Wool Bowl Junior College game in New Mexico last season. He is a 1962 graduate of the University of Northern Iowa where he lettered three years in football, playing on two UNI conference championship teams. Last summer John was completing his thesis for his masters degree. He is married and has one child.



### **Ervin Huether, assistant coach**


Beginning his 21st year as a football coach, Erv joined the SDSU staff in 1949 as frosh football coach. He has been baseball coach since 1950, and his diamond crews won NCC titles in 1965, 1966 and 1969. A 1943 Yankton (S. D.) College graduate, he earned a master's degree at Minnesota in 1950. He coached at Bowdoin and Bates Colleges in Maine and in the Navy before coming to SDSU. He and his wife, Beverly, have three children.






### **Paul H. Brynteson, assistant coach**

A native of Minnesota, Paul is in his third year at SDSU. The 27-year old coach was granted his doctorate in physical education in June of 1969 at Springfield College, Springfield, Mass. Besides his football duties at SDSU, he is teaching in HPER graduate program and heads the HPER laboratory. He graduated from high school in 1964, attended Concordia College from 1961 to 1965, before heading to Springfield College. At Concordia he played football three years and varsity baseball two years. He is married and the father of two children.



### **Vern Schoolmeester, assistant coach**

Beginning his first year as an assistant football coach, Vern has been assistant basketball coach since March, 1969. He received his B.S. in physical education from SDSU in 1968 and his M.S. from State in 1969. Vern played football during his freshman and sophomore years and was a regular for three years on the varsity basketball team. The "Flying Dutchman" was a two-time all-North Central Conference selection in basketball and is in seventh place on the SDSU all-time scoring list. Vern and his wife, Sandra, have a son, Joey.



### **Jim Booher, trainer**

Jim was added to the staff in 1967. A 1965 graduate of Nebraska Wesleyan, he received physical therapy training at the Mayo Clinic School of Physical Therapy. He also acted as trainer for Mayo High School while getting his physical therapist rating. He graduated from Ashland, Neb., High School in 1961 where he lettered in football, basketball and track. While at Nebraska Wesleyan, he lettered in basketball and track. In 1962 he was the high jump champion at the Howard Wood Relays. He was a member of the Nebraska Wesleyan team which came within two points of the Jackrabbits' 1963 National Champion basketball squad. Booher is married and has one child.

### **Jim Woods, graduate assistant, assistant freshmen coach**

Jim is joining the SDSU staff after a four-year stint in the Air Force. He graduated from Hastings College, Hastings, Neb. in 1965 where he lettered in football and track for four years. From June to December of 1965 Jim was the assistant football coach at Hastings. He is single and hails from Oxon Hill, Maryland.



### **Neil Jeppson, graduate assistant, assistant freshmen coach**

Neil graduated from Concordia College, Moorhead, Minn., in 1968 where he lettered in football for four years. During his senior year he was chosen captain of the football team and a member of the all-conference team. Before coming to SDSU Neil taught in Brooten, Minn. High School where he also coached football and track. He is married.

### **Conrad Hellerich, graduate assistant, assistant freshmen coach**

A 1969 graduate of Wartburg College, Waverly, Iowa, Conrad was chosen the most valuable player at Wartburg College and in the conference. He was also named to the second squad of the NAIA All-American team. Neil was all-district in district 15 of the NAIA for two years. He is married and a native of Lancaster, Penn.

### **Bob Bozied, graduate assistant, assistant freshmen coach**

Bob is a 1965 graduate of Brookings High School and a 1969 graduate of SDSU. He lettered in football and baseball at SDSU for three years and holds the school record for the longest field goal—45 yards in 1968. Bob, a quarterback, passed for 849 yards in 1968 and was second in total offense with 927 yards and second in scoring with 49 points. Bob is married.

## **1970 JACKRABBIT PREVIEW**

Long on desire and determination and short on depth—that is the story in a nutshell of the 1970 South Dakota State University football squad.

New head coach Dean Pryor, a former assistant at Kansas State University, will have a nucleus of 26 returning lettermen around which to rebuild. Lost from the 1969 edition of the Jackrabbits are 13 lettermen, including all-conference standouts Clyde Hagen, Jim Langer and Tim Both. All three were tri-captains and signed professional grid contracts for the summer.

"We've got a lot of big holes to fill, but we are still optimistic about improving on last year's 3-7 record," Pryor said. "We will inject a few new plays on offense, improve our passing game and work more for quickness," he added.

"We do have a few outstanding football players at several positions and we have recruited an adequate group of incoming freshmen who may give us some limited help."

Expected to be the mainstays of the squad this season are two-year lettermen Tom Jones, Tim Elliott, Tim Keller, Rick Heard, Dennis Johnson, John Miller and Cal Riesgaard.

The Jacks have two strong candidates for the quarterback position in junior John Moller and sophomore Larry Armstrong.

A strong point for the Jacks this season may be the offensive backfield, with the top three ground gainers returning. Elliott led the Jacks last season in rushing with 469 yards in 87 carries, followed by sophomore Max Sinclair with 439 in 118 carries and Keller with 430 yards in 138 carries.

Defensively the Jacks will count heavily on Riesgaard, a senior defensive tackle; Johnson, a senior linebacker; Jim Heinitz, a junior linebacker and Bob Ellwanger, a junior cornerback.

Looking ahead to NCC action, Pryor expects the North Dakota State Bison to again play the favorites role, but also looks for the UNI Panthers to make a strong bid for the title.

Where the Jackrabbits will end up depends a great deal on how well several younger players develop and if key players remain off the injured list.

## REVIEW OF 1969 SEASON

### WEBER STATE 28, SOUTH DAKOTA STATE 13

Ogden, Utah, Sept. 13—A pair of pass interceptions and a fumble helped Weber State defeat the Jackrabbits in their opening game. The kicking game, with SDSU scoring early in the first period with 10 yards in 6 plays, featured Alan Allen kicking and Larry Armstrong punting. Clyde Hagen counted the first touchdown on a pass by Fred Richardson.

Statistics	SDS	WS
First downs	7	8
Rushing net	37	155
Passing net	69	28
Passes	5-16	2-3
Punts, average	4-39.5	3-49
Fumbles lost	0	1
Yards penalized	10	77
S. D. State	7	6
Weber State	14	7

**Scoring**  
 SDS—Clyde Hagen, 21 yd. pass from Fred Richardson (Spellman kick good); WS—Brown, 2 yd. run (kick good); WS—Gipson 11 Nunes (kick good); Settje 4 yd run (kick blocked); WS—Gipson 1 yd run (Nunes kick good); WS—Gipson 12 yd run (Nunes conversion good).

### DRAKE UNIVERSITY 21, SOUTH DAKOTA STATE 16

Brookings, S. D., Sept. 20—Drake University scored twice in the last 3½ minutes to hand the Jackrabbits a heartbreaking 21-16 loss. The Jacks won the game statistically and Dean Krogman tied an SDS record with his 45-yard fieldgoal in the first quarter. Tom Settje scored SDS's only touchdown. Krogman kicked two three pointers. Ray Spellman kicked one fieldgoal and an extra point.

Statistics	SDS	DU
First downs	16	16
Rushing net	219	21
Passing net	53	274
Passes	5-20	16-37
Punts, average	10-33	11-39
Fumbles lost	0	3
Yards penalized	30	91
S. D. State	9	0
Drake University	0	7

**Scoring**  
 SDS—Ray Spellman 24 yd. fieldgoal; SDS—Dean Krogman 45 yd. fieldgoal; SDS—Krogman 39 yd. fieldgoal; DU—Steve Scullen 3 yd. run (Bob Chase kick good); Tom Settje 2 yd. run (Spellman kick good); DU—Duane Miller 51 yd. pass from Gary McCoy (Chase kick good); DU—Miller 61 yd. pass from McCoy (Chase kick good).

### SOUTH DAKOTA STATE 22, MORNINGSIDE COLLEGE 32

Sioux City, Iowa, Sept. 27—A 20-point second quarter by Morningside College stopped the Jacks 32-22 in their first NCC contest of the season. After leading 10-9 after one quarter SDS fell behind 29-10 at halftime. In the second half, playing catch-up ball, the Jacks had 12 first downs and scored 12 points, Max Sinclair, starting for the first time, gained 88 yards in 22 carries.

Statistics	SDS	Morn.
First downs	21	15
Rushing net	151	216
Passing net	229	178
Passes	16-49	11-26
Punts, average	7-40.7	8-40.3
Fumbles lost	1	1
Yards penalized	72	110
S. D. State	10	0
Morningside	9	20

**Scoring**  
 SDS—Krogman 40 fieldgoal; Mor—Aspery 13 fieldgoal; SDS—Max Sinclair 8 run (kick good); Mor—Evert TD, Armstrong punt; Mor—Junck, McClanahan-6, pass from Junck.

### UNIVERSITY OF NORTHERN IOWA 24, SOUTH DAKOTA STATE 14

Brookings, S. D., Oct. 4—Scoring 17 points in the last 4½ minutes of the first half started the University of Northern Iowa on its way to a 24-14 NCC conference win over SDS. A rally in the third quarter, with SDS scoring 14 points in four minutes, almost gave the Jacks the game. Sinclair and Richardson scored the touchdowns while Spellman converted two, one pointers.

Statistics	UNI	SDS
First downs	23	15
Rushing net	133	204
Passing net	227	129
Passes	15-26	7-22
Punts, average	5-40	5-41
Fumbles lost	4	2
Yards penalized	30	43
S. D. State	0	0
Northern Iowa	0	17

**Scoring**  
 UNI—Roger Jones 1 yd run (Gene Dietrich kick good); UNI—Larry Skartvedt 17 yd. pass from Bill Raun (Dietrich kick good); UNI—Dietrich fieldgoal; SDS—Fred Richardson 5 yd. run (Ray Spellman kick good); SDS—Max Sinclair 44 yd. run (Spellman kick good); UNI—Mike Reed 1 yd. run (Dietrich kick good).



## SOUTH DAKOTA STATE 19, UNIVERSITY OF NORTH DAKOTA 13

Grand Forks, N. D., Oct. 11—Four pass interceptions by SDS, two resulting in touchdowns, spoiled North Dakota's homecoming as the Jackrabbits defeated the Sioux 19-13 for the first time in six years. Chuck Kavanagh grabbed two of the interceptions and ran for one touchdown as did Alan Allen to give the Jacks their first victory of the season.

Statistics	SDS	UND
First downs	11	18
Rushing net	96	75
Passing net	150	248
Passes	9-24	19-47
Punts, average	9-36.9	4-32.7
Fumbles lost	0	1
Yards penalized	74	63
S. D. State	9 3 7	0-19
North Dakota	0 7 0	6-13

**Scoring**  
SDS—Kavanagh pass interception (Krogman kick good); SDS—Safety; Krogman 27 yd. fieldgoal; UND—Kennedy 27 yd. pass from Martinsen (kick good); SDS—Alan Allen pass interception (Krogman kick good); Bellmore 1 yd. run (kick failed).

## SOUTH DAKOTA STATE 20, UNIVERSITY OF SOUTH DAKOTA 14

Brookings, S. D., October 18—Max Sinclair's touchdown, 17 seconds after USD took the lead 14-13, gave SDS a Hobo Day victory 20-14 before over 12,000 fans. SDS led 13-6 going into the fourth quarter and was still ahead until Larson made a touchdown for USD with 1:45 left in the game. The Jackrabbits came fighting back with a 44 yd. pass from Moller to Settje and Sinclair running in for the 6 pointer to win the game.

Statistics	SDS	USD
First downs	10	10
Rushing net	120	147
Passing net	104	153
Passes	6-16	10-26
Punts, average	10-37	8-35.9
Fumbles lost	2	1
Yards penalized	41	45.5
S. D. State	7 3 0	10-20
U. of S. D.	0 0 6	8-14

**Scoring**  
SDS—Max Sinclair 3 yd. run (Ray Spellman kick good); SDS—Spellman 22 yd. fieldgoal; USD—Bob Kock 9 yd. pass from Joe Glenn (Dorsey kick blocked); SDS—Dean Krogman 39 yd. fieldgoal; USD—Dick Hocks pass from Joe Glenn; SDS—Sinclair 3 yd. run (Spellman kick good).

## YOUNGSTOWN UNIVERSITY 17, SOUTH DAKOTA STATE 16

Brookings, S. D., Oct. 25—A fumble, several dropped passes and missed fieldgoals were costly as SDSU fell 17-16 to Youngstown University before 5,000 fans in the annual Parents Day event. The penguins fell on an SDSU fumble in the end zone for a touchdown to take a 14-7 lead into the half. Tim Keller made a touchdown and Dean Krogman a 5 yd. fieldgoal to boost SDS to a 16-14 lead but YU made a fieldgoal and Krogman's 30 yd. fieldgoal attempt with 16 seconds left failed.

Statistics	SDS	YU
First downs	20	11
Rushing net	261	91
Passing net	78	230
Passes	6-21	11-25
Punts, average	8-36.8	9-33.5
Fumbles lost	3	3
Yards penalized	50	45
S. D. State	0 9 0	0-16
Youngstown	14 0 3	3-17

**Scoring**  
SDS—Tim Keller 16 yd. run (Dean Krogman extra point good); YU—George Miller 13 yd. pass from Denny Klembara; YU—Tom Kovalchik fumble recovery in the end zone; SDS—Krogman 45 yd. fieldgoal; SDS—Keller 4 yd. run (Krogman kick failed); YU—Glenn Buchan 25 yd. fieldgoal.

## SOUTH DAKOTA STATE 42, AUGUSTANA COLLEGE 0

Sioux Falls, S. D., Nov. 1—Everything SDS tried against Augustana College worked with it all adding up to a 42-0 whipping of the Vikings. John Moller threw three touchdown passes and Tom Settje scored two touchdowns. The Jackrabbits hadn't blanked an NCC foe since 1963 when they dumped the University of South Dakota 61-0.

Statistics	SDS	Augie
First downs	30	10
Rushing net	325	96
Passing net	138	128
Passes	9-20	13-36
Punts, average	3-32.7	6-28
Fumbles lost	1	1
Yards penalized	40	111

**Scoring**  
SDS—Larry Armstrong 2 yd. (Ray Spellman kick good); Tim Keller 24 yd. pass from John Moller (Spellman kick, no good); Settje 10 yd. pass from Moller (Moller run good); Settje 8 yd. pass from Moller (Spellman kick good); Moller 3 yd. run (Spellman kick good); Sinclair 2 yd. run (Spellman kick good).

## NORTH DAKOTA STATE UNIVERSITY 20, SOUTH DAKOTA STATE UNIVERSITY 13

Brookings, S. D., Nov. 8—Defense was the game and upset the cry but the North Dakota State Bison ranked number one nationally, came from a 13-7 third quarter deficit to defeat SDS 20-13 in the centennial football game. The Jackrabbits allowed the Bison only 108 yards when they had come into the game as the number one ranked rushing team in the nation, averaging 381.9 yards per game. Paul Hatcher, Bison standout, was held to a minus 12 yards.

Statistics	SDS	NDS
First downs	14	11
Rushing net	141	108
Passing net	62	73
Passes	5-25	10-24
Punts, average	11-35	11-39
Fumbles lost	1	2
Yards penalized	56	38
S. D. State	0 7 6	0-13
N. D. State	7 0 0	13-20


**Scoring**  
 NDS—Chuch Wold 12 yd. pass from Bruce Grasmke (Jim Twardy kick good); SDS—Larry Armstrong 5 yd. run (Ray Spellman kick good); SDS—John Miller 15 yd. run (Dean Krogman kick good); NDS—Tim Mjos 1 yd. run (Twardy kick good); NDS—Steve Krumrei 36 yd. interception (Twardy kick failed).

## UNIVERSITY OF MONTANA 58, SOUTH DAKOTA STATE 0

Missoula, Mont., Nov. 15—The Montana Grizzlies tore up the Jackrabbits 58-0 in their final game of the 1969 season. Ranked number two nationally, Montana gained 460 yards against the Jackrabbits and had 25 first downs to SDS's 12.

Statistics	SDS	UM
First downs	12	25
Rushing net	144	460
Passing net	134	151
Passes	15-40	7-19
Punts, average	9-34.1	3-31.6
Fumbles lost	3	1
Yards penalized	96	92
S. D. State	0 0 0	0-0
Montana	14 20 17	7-58

**Scoring**  
 M—Blancas 42 yd. run (Worrell kick good); M—Bain 75 yd. pass from Blum (Worrell kick good); M—Worrell fieldgoal; M—Reilly 11 yd. run (Worrell kick good); M—Hoffman 12 yd. run (Worrell kick good); Worrell 50 yd. fieldgoal; M—Reilly 8 yd. run (Worrell kick good); M—Hoffman 7 yd. run (Worrell kick good); M—Worrell 47 yd. fieldgoal; M—Kent 35 yd. run (Worrell kick good).




## FOOTBALL AT SDSU

SDSU's best known football "alumnus," Pete Retzlaff (left), is shown here talking with last year's tri-captain Jim Langer and new Jackrabbit head coach Dean Pryor. Retzlaff went from the Jack gridiron to star for Philadelphia and is now Eagles general manager. Langer signed a contract with the Cleveland Browns following graduation.




## RETURNEES


**FERRY ARMSTRONG**—6-4, 195, 19, sophomore quarterback. Parents are Mr. and Mrs. Lloyd Armstrong. Will be battling for starting quarterback position. Has good speed. Punted last season. Physical education major.



**TIM ELLIOTT**—6-2, 195, 21, senior fullback. Son of William Elliott. Leading ground gainer as a junior last season. Has good size and power. High school coach was Dick Mosley. Civil Engineering major.




**BOB ELLWANGER**—5-10, 165, 20, junior defensive back. Son of Mr. and Mrs. Bill Ellwanger. A starter last season. Has good speed. Played quarterback in high school from Pierre Coach Bud Glanzer. Physical education major.




**CLAY GUTHMILLER**—6-1, 215, 19, sophomore defensive end. Son of the William Guthmillers. Showed great promise in spring ball. Should be one of starting defensive ends. Physical therapy major.


**VINCE HAAN**—6-2, 220, 19, sophomore offensive tackle. Mr. and Mrs. William Haan are his parents. Will be battling for starting position. Economics major.



## RETURNEES



RICK HEARD—6-0, 180, 21, senior defensive back. Son of Mr. and Mrs. Merle Heard. Started last season as a junior. Also one of leading pitchers for Jackrabbits baseball team last year. Fine athlete and student. Mathematics major.



JIM HEINTZ—6-0, 205, 20, junior linebacker. Son of Mr. and Mrs. Jack Heintz. Expected to be one of leading defensive ballplayers. Physical education major.



JOEL HIBBS—6-0, 235, 20, junior lineman. Parents are the Leonard Hibbs'. Probable starter on offensive line. Animal Science major.




BILL HOBERG—6-0, 210, 20, junior center. Son of Mr. and Mrs. R. H. Hoberg. Had a good spring. Shows promise. Father is a former South Dakota State University football player. Agriculture Education major.




KENT HOGREFE—5-11, 215, 19, sophomore defensive tackle. Mr. and Mrs. Howard Hogrefe are his parents. Had a good spring and will be battling for a starting position. Physical education major.


**HORAK**—6-0, 200, 19, sophomore center. Parents are William F. Horaks. Showed progress in spring ball. Wildlife major.




**DAVE JENSEN**—6-2, 210, 19, sophomore defensive tackle. Son of Mr. and Mrs. Melvin Jensen. Good quickness for a big man. Shows good potential. Expected to be battling for starting position. Physical education major.




**DENNIS JOHNSON**—5-11, 200, 21, senior linebacker. Parents are the Alton Johnsons. Was a regular as a sophomore and junior. Had a good spring. Physical education major.



**TOM JONES**—6-4, 230, 21, senior tight end. Son of Mr. and Mrs. Robert W. Jones. Was a regular last season. Had a good spring game with eight catches. Don Fox was Jones' high school coach. Physical education major.




**CHUCK KAVANAGH**—5-10, 180, 21, senior defensive back. Son of Mrs. Virginia Kavanagh. Defensive leader. Performed well as a junior. Great hustler and makes the defensive plays. Physical education major.







## RETURNEES




TIM KELLER—5-11, 185, 21, senior tailback. Parents Mr. and Mrs. Clifford Keller. Starting back last year. Strong, hard runner. Showed good speed. Economics major.




DEAN KROGMAN—6-3, 200, 20, junior defensive end. Son of the Bernard Krogmans. Good athlete. Fieldgoal kicker last year. No punting expected this season. High school coach was Gary Chamely. Psychology major.



MIKE LANGIN—6-1, 190, 21, senior defensive end. Parents are Mr. and Mrs. Leland Langin. Hard worker. Should provide plenty of help. Member of the Jackrabbit mat team. Pharmacy major.




CAL LUDEMAN—6-3, 205, 19, sophomore offensive guard. Son of Mr. and Mrs. Sander Ludeman. Out with a knee injury during spring ball. Injury may hamper fall playing. Political science major.




JOHN MILLER—6-0, 180, 21, senior linebacker. Parents are the John Millers. Shifted to linebacker in spring ball where he showed good promise. Great squad member. Electrical engineering major.


E MILLER—6-0, 205, 21, junior defensive end. Son of Helen Miller. Started as a sophomore. Physical education major.




JOHN MOLLER—6-1, 180, 20, junior quarterback. Mr. and Mrs. Orville Moller are his parents. High school coach was Dick Day. Pharmacy major.




FRANK NELSEN—6-2, 195, 21, senior split end. Parents are the Emmert Nelsons. Out with a knee injury in spring practice. Will be tried as a receiver. Physical education major.



PHIL NETLEY—6-1, 200, 19, sophomore defensive end. Son of Mr. and Mrs. Carl H. Netley. Lacks experience but has great attitude. Could push for starting position. Civil engineering major.




LUTHER ONKEN—6-0, 220, 20, junior offensive guard. Parents are the Carl Onkens. Starting guard last season. Should be one of the leaders in the line. Brother of former Jackrabbit all-conference griddler Wayne Onken. Animal Science major.




## RETURNEES




JAMES OVERBY—5-10, 175, 19, sophomore defensive back. Son of Mr. and Mrs. Ole F. Overby. Lacks experience. Should be ready to provide needed help in the future. Physical education major.



STAN PAPENDICK—5-10, 185, 19, sophomore linebacker. Parents are the Helmuth Papendicks. Lacks experience. Hard worker and could see considerable action. Agricultural engineering major.




DAVE PETERS—6-3, 200, 19, sophomore defensive end. Son of Mr. and Mrs. Nolan Peters. Out with injury during spring ball but was good as a freshman. Should be ready in the fall. Civil engineering major.




BOB RENNER—6-3, 195, 19, sophomore split end. The Norbert Renners are his parents. Possible starter. Hard worker. One of the dedicated men on the squad. Civil engineering major.




D RICHARDSON—6-0, 175, 20, junior split end. Parents  
Mr. and Mrs. Dan Richardson. Played considerably as a  
sophomore. Could provide much help. Engineering major.




CAL RIESGAARD—6-1, 216, 21, senior defensive tackle.  
Son of Mr. and Mrs. Merne Riesgaard. Should be a leader.  
Animal Science major.




MAX SINCLAIR—6-0, 185, 19, sophomore tailback. Son of  
the Ray Sinclairs. Saw considerable action as a freshman.  
Has great quickness. Should be pushing for starting spot.  
Electrical engineering major.




DAN SKAFF—6-2, 210, 21, senior offensive guard. Son of  
Mrs. Mary Skaff. Saw plenty of action during spring ball.  
Could provide senior leadership. Mechanical engineering  
major.




BRIAN THORESON—6-3, 225, 19, sophomore defens  
back. Son of Mr. and Mrs. Harold Thoreson. Saw consid-  
erable action in spring ball. May be on starting lineup.  
Wildlife major.



RON VANDERHEIDEN—6-1, 220, 20, junior fullback. Par-  
ents are the Robert VanderHeidens. Played considerably as a  
sophomore. Strong runner. Probably battling for starting  
fullback position. Sociology major.



ROLLAND VORRATH—5-11, 175, 20, junior linebacker.  
Son of Mrs. and Mrs. Ralph Vorrath. Saw considerable action  
as a sophomore. Has fair speed. Math major.



DEAN WAGNER—5-10, 180, 19, sophomore linebacker.  
Parents are Mr. and Mrs. Donald Wagner. A real hustler but  
lacks experience. Could see plenty of action. Animal science  
major.

## Ex-Jackrabbits in NFL Prove Value of Small-College Players

South Dakota State has had 16 former gridgers go on to play in the National Football League, including four who were drafted and 12 free agents (the NFL draft was begun in 1939). The NFL has drafted 12 other ex-Jackrabbits who did not play.

Best-known ex-Stater in the NFL was Pete Retzlaff, 11-year veteran end for the Philadelphia Eagles. Acquired by the Eagles from Detroit in 1956 for the standard waiver price of \$100, Pete went on to become one of the league's top receivers. "It was the best \$100 the Eagles ever spent," according to General Manager Vince McNally. Retzlaff's best season was 1965 when he hauled down 66 passes for 1,190 yards and 10 TDs (third in the league). He was named to the all-NFL team, played in the Pro Bowl and was named Pro Player of the Year. Retzlaff was ranked third among all-time NFL pass receivers with 452 pass receptions 7,412 yards.

Wayne Rasmussen, drafted in 1964 by the Detroit Lions, is a former State gridder currently playing pro ball. A defensive back, he again is with the Lions.

Retzlaff, Rasmussen, Meyer and Dominic Klawitter, center for the Chicago Bears in 1956 (an injury cut short his career), are the NFL players who were drafted. SDSU has produced almost half (15 or 36) of the NFL draftees from the North Central Conference, according to a survey by NFL publicity officials. Next in line are UND with five; NDSU and USD, each with four; SCI and Augustana, each with two; and Morningside with one.

Darwin Gonnerman signed a contract with Ottawa (Canada) following the 1968 football season and now plays for the Winnipeg Blue Bombers.

Tim Roth was drafted by the Oakland Raiders and Clyde Hagen signed with the Dallas Cowboys and Jim Langer with the Cleveland Browns.

### Former SDSU Gridgers Who Played in the NFL

### Former SDSU Gridgers Drafted by NFL or AFL

- Paul Sheeks, 1921-22, Akron
- Weldon Erickson, 1922, Minneapolis
- John Beasey, 1924, Green Bay
- Weert Englemann, 1930-33, Green Bay
- Raymond Jenison, 1931, Green Bay
- Joseph Crakes, 1933, Cincinnati
- Israel Ginsberg, 1935, Boston
- Alfred Arndt, 1935, Pittsburgh, Boston
- Paul Miller, 1936-38, Green Bay
- Mark Barber, 1937, Cleveland
- Robert Pylman, 1938-39, Philadelphia
- Douglas Eggars, 1954-57, Baltimore; 1958, Chicago Cardinals
- Dominic Klawitter, 1956, Chicago Bears
- Pete Retzlaff, 1956, Detroit; 1956-66, Philadelphia
- Wayne Rasmussen, 1964-66, Detroit
- Ron Meyer, 1966, Pittsburgh Steelers

- '39 Bob Riddell, end, Philadelphia
- '51 Harry Gibbons, back, Detroit  
Dick Peot, tackle, Detroit
- '53 Pete Retzlaff, back-end, Detroit
- '55 Jerry Welch, back, Baltimore
- '56 Dominic Klawitter, center, Chicago Bears
- '57 Harwood Hoeft, end, Baltimore
- '58 Wayne Haensel, tackle, New York
- '59 Leroy Bergan, tackle, Baltimore
- '61 Leland Bondhus, tackle, Green Bay
- '62 Joe Thorne, back, Green Bay  
Ron Frank, tackle, San Francisco
- '64 Wayne Rasmussen, defensive back, Detroit
- '66 Ron Meyer, quarterback, Chicago  
Ed Maras, end, Green Bay
- '69 Tim Roth, defensive end, Oakland



# ALPHABETICAL VARSITY ROSTER

Name	Position	Ht.
Larry Armstrong*	QB	6-4
Phil Aune	defensive end	6-3
Tom Bakkendahl	offensive tackle	6-1
Marty Bonnell	halfback or defensive back	6-1
Woody Bunch	linebacker	6-2
Charles Clarksean	offensive end	6-3
Jim Decker	halfback	5-11
Mike Doty	halfback	5-11
Tim Elliott**	fullback	6-2
Bob Ellwanger*	defensive back	5-10
Phil Engle	defensive tackle	6-3
Mike Fuson	offensive tackle	6-4
Clay Guthmiller	guard	6-1
Vince Haan	offensive tackle	6-2
Rick Heard**	defensive back	6-0
Jim Heinitz*	linebacker	6-0
Joel Hibbs*	offensive tackle	6-0
Don Hirschhoff	linebacker	5-10
Bill Hoberg*	center	6-0
Kent Hogrefe	tackle	5-11
Dave Holter	offensive end	5-10
Bill Horak	center	6-0
Phil Houser	offensive end	6-0
Dave Jensen*	tackle	6-2
Dennis Johnson**	linebacker	5-11
Don Johnson	defensive back	6-0
Tom Jones**	tight end	6-4
Chuck Kavanagh*	defensive back	5-10
Tim Keller**	tailback	5-11
Mike Kolling	defensive back or LB	6-0
Dean Krogman*	defensive end	6-3
Mike Langin*	defensive end	6-1
Cal Ludeman	offensive guard	6-3
John Miller**	linebacker	6-0
Mike Miller*	defensive end	6-0
John Moller*	QB	6-1
Frank Nelsen*	split end	6-2
Phil Netley	defensive end	6-1
Doug Olson	offensive tackle	6-3
Luther Onken*	offensive guard	6-0
James Overby	defensive back	6-0
Stan Papendick	linebacker	6-0
Dave Peters	defensive end	6-3
Bill Purrington	split end	6-2
Bob Renner	split end	6-3
Fred Richardson	split end	6-0
Calvin Riegaard**	defensive tackle	6-1
Randy Roth	linebacker	5-10
Tom Saia	offensive guard	5-11
Greg Shaikoski	linebacker	6-2
Max Sinclair*	tailback	6-0
Dan Skaff	offensive guard	5-10
Bruce Skiebout	offensive tackle	6-5
Brian Thoreson	defensive back	6-3
Les Tuma	fullback	5-11
Greg Turner	fullback	6-0
Ron VanderHeiden*	fullback	6-1
Rolland Vorrath*	linebacker	5-11
Dean Wagner	linebacker	5-10
Ermil Wagner	linebacker	6-2
Mike Watson		
Clark Wigley	offensive tackle	6-4
David Williams	offensive guard	6-2
Brad Woldt	offensive end	5-10

\*denotes letters received

Wt.	Age	Class	Hometown High School
195	19	Soph.	Jackson, Minn.
215	18	Frosh.	Willmar, Minn.
	19	Soph.	Flandreau
	18	Frosh.	Farmington, Minn.
195	19	Frosh.	Pierre
185	18	Frosh.	Alpha, Minn.
190	18	Frosh.	Cold Springs, Minn.
190	18	Frosh.	West Concord, Minn.
195	21	Sr.	Wyandotte, Mich.
165	20	Jr.	Pierre (Riggs)
230	19	Soph.	Abilene, Kansas
210	18	Frosh.	Terre Haute, Ind.
215	19	Soph.	Ft. Dodge, Iowa
220	19	Soph.	Watertown
180	21	Sr.	Austin, Minn.
205	20	Jr.	Mountain Lake, Minn.
235	20	Jr.	Marshalltown, Iowa
165	19	Soph.	Pierre
210	20	Jr.	Ortonville, Minn.
215	19	Soph.	Gregory
165	19	Soph.	Canton
200	19	Soph.	Worthington, Minn.
170	18	Frosh.	Clinton, Iowa
210	19	Soph.	Pierre (Riggs)
200	21	Sr.	Columbia Falls, Mont.
190	18	Frosh.	Madison
230	21	Sr.	Wyandotte, Mich.
180	21	Sr.	Murdock, Minn.
185	21	Sr.	Austin, Minn.
190	20	Jr.	Graceville, Minn.
200	20	Jr.	Lismore, Minn.
190	21	Sr.	Sioux Falls (Washington)
205	19	Soph.	Tracy, Minn.
180	21	Sr.	Sioux Falls (Washington)
205	21	Jr.	Sioux Falls (Lincoln)
180	20	Jr.	Sioux Falls (Washington)
195	21	Sr.	Audubon, Iowa
200	19	Soph.	Cherokee, Iowa
185	18	Frosh.	Fairmont, Minn.
220	20	Jr.	Slayton, Minn.
	19	Soph.	Hurley
	19	Soph.	Bridgewater
200	19	Soph.	Sioux Falls (O'Gorman)
190	20	Jr.	De Smet
195	19	Soph.	St. James, Minn.
175	20	Jr.	Whiting, Iowa
216	21	Sr.	Exira, Iowa
200	18	Frosh.	Madison, Minn.
200	20	Jr.	Coffeyville, Kansas
180	18	Frosh.	Marshall, Minn.
185	19	Soph.	Sioux Falls (O'Gorman)
210	21	Sr.	Madison
230	18	Frosh.	Sioux Center, Iowa
225	19	Soph.	Lakefield, Minn.
200	18	Frosh.	Mahaska, Kansas
190	18	Frosh.	Austin, Minn.
220	20	Jr.	Platte
175	20	Jr.	Creston, Iowa
180	19	Soph.	Ralph
210	17	Frosh.	Lennox
		Frosh.	Somerville, N. J.
225	18	Frosh.	Marshall, Minn.
218	18	Frosh.	Seat Pleasant, Md.
175	18	Frosh.	Watertown

# RECORD AGAINST 1970 OPPONENTS

## COLLEGE OF ST. THOMAS

(First Meeting)

### N. D. STATE U.

	SDS	NDSU
1903	0	85
1908	11	5
1909	5	11
1910	6	3
1911	14	3
1913	7	6
1915	21	0
1917	21	14
1919	0	0
1920	27	7
1921	54	0
1922	13	0
1923	13	14
1924	14	0
1925	3	3
1926	21	0
1927	34	0
1928	27	6
1929	0	0
1930	0	24
1931	7	0
1932	6	12
1933	13	7
1934	38	0
1935	6	7
1936	0	7
1937	13	6
1938	6	13
1939	6	0
1940	7	0
1941	0	25
1942	14	0
1946	0	6
1947	7	0
1948	7	6
1949	33	13
1950	60	0
1951	7	7
1952	14	48
1953	32	14
1954	50	13
1955	33	7
1956	9	26
1957	32	14
1958	20	33
1959	6	8
1960	14	14
1961	41	12
1962	17	6
1963	40	25
1964	13	20
1965	13	41
1966	6	35
1967	14	34
1968	3	21
1969	13	20

891      681  
W—31; L—20; T—5

### MORNINGSIDE

	SDS	MORN.
1922	48	0
1923	24	26

1924	34	0
1926	21	
1927	44	
1928	13	
1929	38	
1930	0	13
1931	20	0
1932	26	6
1933	21	6
1934	7	13
1935	12	6
1936	0	13
1937	0	7
1938	14	13
1939	34	13
1940	6	6
1941	3	0
1942	3	0
1946	0	0
1947	13	0
1948	13	18
1949	27	20
1950	31	7
1951	28	26
1952	39	25
1953	31	29
1954	34	39
1955	21	21
1956	28	13
1957	7	7
1958	26	6
1959	32	34
1960	22	0
1961	56	0
1962	41	7
1963	28	22
1964	32	21
1965	20	25
1966	21	41
1967	24	15
1968	43	14
1969	22	32

1007      564  
W—29, L—11, T—4

### U. OF NORTHERN IOWA

	(Formerly SDS)	SCI
1935	13	
1936	13	
1937	0	33
1940	2	12
1941	0	21
1942	0	38
1945	7	58
1946	6	6
1948	7	33
1949	14	13
1950	34	13
1951	48	6
1952	34	47
1953	52	19
1954	41	20
1955	34	21
1956	31	27
1957	23	20
1958	13	8
1959	12	14
1960	0	12
1961	36	13
1962	13	13
1963	27	13
1964	14	23
1965	0	41
1966	7	13
1967	16	17
1968	10	38
1969	14	24

521      638  
W—12; L—16; T—2



## MANKATO STATE

	SDS	MSC
1937	40	7
1954	66	0
7	20	6
4	6	7
5	7	14
	139	34

W-3; L-2; T-0

## WAYNE STATE U.

	SDS	WSU
1950	40	0

## U. OF NORTH DAKOTA

	SDS	UND
1906	5	4
1907	6	24
1914	14	3
1915	0	0
1916	14	7
1917	13	6
1919	9	7
1920	3	6
1921	27	14
1922	6	16
1923	6	12
1924	7	6
1926	6	0
1928	0	6
1929	6	7
1930	0	21
1931	6	34
1932	0	13
1933	18	2
1934	0	6
1935	6	6
1936	6	33
1938	0	37
1939	14	13
1940	0	6
1941	15	33
1942	8	19
48	6	31
49	0	19
50	21	21
1951	21	12
1952	60	6
1953	13	13
1954	34	20
1955	14	6
1956	14	13
1957	53	21
1958	12	30
1959	6	0
1960	23	27
1961	13	14
1962	26	0
1963	7	6
1964	28	35
1965		14
1966	0	43
1967	7	9
1968	16	21
1969	19	13
	595	715

W-20; L-25; T-4

## U. OF SOUTH DAKOTA

	SDS	USD
1889	6	6
1900	0	17
1901	0	22
1902	0	10
1904	6	6
1905	0	17
1906	0	22
1910	0	33

1911	6	15
1912	7	73
1914	0	12
1915	0	7
1919	13	6
1920	3	7
1921	9	0
1922	7	7
1923	7	0
1924	10	3
1925	7	0
1926	0	0
1927	12	16
1928	13	0
1929	6	0
1930	13	6
1931	0	10
1932	0	0
1933	0	6
1933	14	0
1934	19	0
1935	2	7
1936	0	6
1937	2	12
1938	0	7
1939	7	21
1940	0	26
1941	0	40
1942	0	7
1946	20	0
1947	7	26
1948	0	33
1949	27	25
1950	54	28
1951	6	26
1952	21	21
1953	25	0
1954	20	19
1955	27	7
1956	14	19
1957	21	13
1958	7	28
1959	12	7
1960	28	7
1961	34	6
1962	24	0
1963	61	0
1964	7	10
1965	30	14
1966	-22	18
1967	42	14
1968	32	55
1969	20	14
	730	817

W-26; L-29; T-6

## AUGUSTANA

	SDS	AUG.
1931	49	0
1946	26	6
1947	33	12
1948	20	6
1949	28	0
1950	20	12
1951	58	7
1952	47	6
1953	55	0
1954	68	0
1955	28	0
1956	20	21
1957	16	0
1958	20	6
1959	0	13
1960	20	21
1961	41	14
1962	28	7
1963	28	8
1964	27	14
1965	14	14
1966	19	13
1967	17	21
1968	47	27
1969	42	0
	771	228

W-20; L-4; T-1



## MONTANA U.

	SDS	MU
1969	0	58

# SHRINE BENEFIT GAME



# HOBO DAY



# WELCOME 3M DAY



Game promotions have played a big part in Jackrabbit athletic events and this season all five home games will be associated with a special event. The first game of the season is the Shrine Benefit Game on September 12 with the College of St. Thomas as a foe. Hobo Day will be held on October 10 when the Jacks will try to make two straight wins over UND. Two weeks later, on October 24, Augustana College will be the foe in the Beef Bowl Game. Parents Day will be observed November 7 when the Jacks host Morningside College and SDSU will welcome the new 3M plant to Brookings on November 14 when the University of Montana tangles with the Jackrabbits.

## BOWL



## PARENTS DAY





# 1969 SDSU INDIVIDUAL STATISTICS

## TOTAL OFFENSE

Total Offense	Plays	Yds. Rush	Yds. Pass	Net Gain	Play Ave.
John Moller	225	-32	998	966	4.3
Tim Keller	138	430	0	430	3.1
Max Sinclair	118	439	0	439	3.7
Tim Elliott	87	469	0	469	5.4
John Miller	67	36	96	123	1.9
Ron Vanderheiden	58	191	0	191	3.3
Tom Settje	41	148	0	148	3.6
Fred Richardson	61	16	105	121	1.9
Mike Noyes	10	50	0	50	5.0
Larry Armstrong	20	38	6	44	2.2
Totals	825	1,785	1,199	2,990	3.6

## RUSHING

	Carries	Yds. Gained	Yds. Lost	Net	Avg.	TDS
Tim Elliott	87	471	2	469	5.4	16
Mix Sinclair	118	481	42	439	3.7	0
Tim Keller	138	447	17	430	3.1	4
Ron Vanderheiden	58	195	4	191	3.2	0
Tom Settje	41	174	26	148	3.6	2
John Moller	38	75	107	-32		1
John Miller	27	82	46	36	1.3	0
Fred Richardson	27	76	60	16	.7	1
Mike Noyes	10	53	3	50	5.0	0
Larry Armstrong	11	38	0	38	3.5	2
Totals	555	2,092	307	1,785	3.2	16

## PASSING

	Att.	Comp.	Had Int.	Net	TD	CV
John Moller	187	70	14	998	3	0
John Miller	40	11	4	96	0	0
Fred Richardson	34	9	2	105	1	0
Larry Armstrong	9	1	2	6	0	0
Totals	270	91	22	1,205	4	0

## KICKOFF RETURNS

	No.	Yds.	Avg.	TDS
Tom Settje	15	358	23.8	0
Bob Ellwanger	10	196	19.6	0
Tim Keller	9	151	16.8	0
Max Sinclair	2	24	12.0	0
Jim Langer	1	20	20.0	0
Totals	37	749	20.2	0

## SCORING

	TD	Conversion Made			Conversion Att.			FG	S	Total
		kick	run	catch	kick	run	catch			
Max Sinclair	6	0	0	0	0	0	0	0	36	
Tom Settje	4	0	0	0	0	0	0	0	2	
Tim Keller	4	0	0	0	0	0	0	0	2	
Dean Krogman	0	2	0	0	4	0	0	6	20	
Ray Spellman	0	13	0	0	15	0	0	2	19	
John Moller	0	0	1	0	0	1	1	0	14	
Clyde Hagen	0	0	0	0	0	0	0	0	6	
Allan Allen	0	0	0	0	0	0	0	0	6	
Fred Richardson	0	0	0	0	0	0	0	0	6	
Chuck Kavanagh	0	0	0	0	0	0	0	0	6	
Larry Armstrong	0	0	0	0	0	0	0	0	12	
Team	0	0	0	0	0	0	0	1	2	
Totals	22	15	1	0	19	1	1	8	175	

## PASS RECEIVING

	No.	Yds.	TDS
Rick Dietz	26	413	0
Tom Settje	21	350	2
Clyde Hagen	18	176	1
Tim Keller	8	58	1
Mike Noyes	6	65	0
Dean Krogman	2	30	0
Frank Nelson	7	72	0
Tim Elliott	0	26	0
John Miller	1	6	0
Bob Renner	2	9	0
Totals	91	1,205	4

## INTERCEPTION RETURNS

	No.	Yds.	TDS
Jim Kempainen	3	33	0
Chuck Kavanagh	3	62	1
Alan Allen	2	29	1
Bob Ellwanger	2	8	0
Rolland Vorrath	1	3	0
Jim Heintz	1	4	0
Rick Heard	2	0	0
Totals	14	139	2

## PUNTING

	No.	Yds.	Avg.
Larry Armstrong	80	2,947	36.8
Totals	80	2,947	36.8

## PUNT RETURNS

	No.	Yds.	Ave.	TDS
Ellwanger .....	10	60	6.0	0
Nelson .....	7	88	12.5	0
Settje .....	5	57	11.4	0
Kavanagh .....	1	5	5.0	0
Totals .....	23	210	9.1	0

## 1969 SDSU TEAM STATISTICS

### FIRST DOWNS

	SDS	Opp.
Rushing .....	99	86
Passing .....	47	59
Penalty .....	19	11
Total .....	165	156

### KICKOFF RETURNS

	SDS	Opp.
No. returned .....	37	48
Yards returned .....	749	868
Ave. per return .....	20.2	18.1

### RUSHING

	SDS	Opp.
Times rushed .....	555	479
Yards gained .....	2,092	1,996
Yards lost .....	307	425
NET GAIN .....	1,785	1,571
Gain per try .....	3.2	3.2
Average per game .....	178.5	157.1

### TOTAL OFFENSE

	SDS
Plays (run, pass) .....	825
NET GAIN .....	2,990
Ave. per play .....	3.6
Ave. per game .....	299

Opp.  
787  
3,571  
4.6  
357  
*wrong*

### PASSING

	SDS	Opp.
Attempted .....	270	277
Completed .....	91	115
Had intercepted .....	22	14
NET GAIN .....	1,205	1,708
Gain per attempt .....	4.4	6.1
Ave. per completion .....	13.2	14.8

### INTERCEPTIONS RETURNED

	SDS	Opp.
No. interceptions .....	14	14
Yards returned .....	139	49
Ave. per return .....	9.9	3.6
Longest return .....	34	

### PENALTIES

	SDS	Opp.
Yards penalized .....	544	723

### FUMBLES

	SDS	Opp.
Times fumbled .....	21	28
Fumbles lost .....	14	17

### PUNTING

	SDS	Opp.
No. of punts .....	80	73
Yards punted .....	2,947	2,786
Ave. per punt .....	31.8	38.1

### SCORING

	SDS	Opp.
Touchdowns .....	22	28
by rushing .....	16	12
by passing .....	4	15
by int. return .....	2	1
by punt return .....	0	0
by kickoff return .....	0	0
Conversions .....	16-21	23-27
by kicking .....	15-19	22-25
by passing .....	0-1	1-2
by running .....	1-1	0-0
Field goals .....	8	7
Safeties .....	1	0

### PUNT RETURNS

	SDS	Opp.
No. returned .....	23	22
Yards returned .....	210	185
Ave. per return .....	8.1	8.4

## STATE'S THOUSAND YARD CLUB

(1,000 Yards or Better Total Offense in a Season)

Player	Year	Plays	Yards Rushing	Yards Passing	Total Offense
Ron Meyer, QB .....	1964	297	-181	1385	1204
Dean Koster, QB .....	1961	159	28	1147	1175
Warren Williamson, HB .....	1950	151	1014	89	1103
Jerry Welch, QB .....	1954	171	625	478	1103
Ron Meyer, QB .....	1963	165	-14	1091	1077
Darwin Gonnerman, TB, FB .....	1967	247	1023	17	1040
Darwin Gonnerman .....	1968	219	1023		1023
Pete Retzlaff, FB .....	1951	142	1016		1016
Ron Meyer, QB .....	1965	317	-119	1132	1013
Pete Retzlaff, FB .....	1952	137	1008		1008

## NORTH CENTRAL CONFERENCE

School	Est. '69 Enrollment	Location	Population
South Dakota State University	6,068	Brookings, S. D.	13,000
Augustana College	2,400	Sioux Falls, S. D.	67,000
University of South Dakota	5,100	Vermillion, S. D.	6,300
North Dakota State University	7,000	Fargo, N. D.	68,000
University of North Dakota	8,000	Grand Forks, N. D.	49,000
University of Northern Iowa	9,000	Cedar Falls, Iowa	28,000
Morningside College	1,800	Sioux City, Iowa	90,000

## FINAL 1969 NCC STANDINGS

	W	L	T	TP	OP	W	L	T	OVERALL	
									TP	OP
N. D. State	6	0	0	246	80	9	0	0	343	101
Northern Iowa	4	2	0	131	95	5	5	0	192	183
<b>S. D. State</b>	<b>3</b>	<b>3</b>	<b>0</b>	<b>130</b>	<b>96</b>	<b>3</b>	<b>7</b>	<b>0</b>	<b>175</b>	<b>227</b>
U.N.D.	3	3	0	153	172	4	5	0	205	255
U.S.D.	2	4	0	105	142	3	7	0	208	228
Morningside	2	4	0	120	180	4	5	0	233	273
Augustana	1	5	0	76	189	3	6	0	125	219

## 1969 NCC ALL-CONFERENCE TEAM

### OFFENSIVE TEAM

Ends: Clyde Hagen, SDSU; Chuck Wald, NDSU

Tackles: \*John Kohler, USD; Marv Mortenson, NDSU

Guards: \*Bob Hyland, and Al Hoffman, NDSU

Center: Bruce Smith, UND

Quarterback: Bruce Grasamke, NDSU

Backs: Tim Mjos and \*Paul Hatchett, NDSU; Dan Hankins, USD

Flanker: Jim Egge, Augustana

### DEFENSIVE TEAM

Ends: Larry Green, UNI; Greg Schnieder, UND

Tackles: Jim Rudd, UNI; Gary Leuer, NDSU

Guard: Jon Gapa, Augustana

Linebackers: **Jim Langer**, SDSU; John Williams, UNI; Stu Helgason, NDSU

Backs: Steve Krumrei, NDSU; Dwight Sann, Morningside; Dan Martin-  
sen, UND; Jim Luhring, UNI

\*indicates they were named to honor squad last year.



# NCC RECORDS

## TEAM

- Scoring:** Best game ave. season—41.2 pts., SDS, 1954  
**Total Offense:** Best game ave. season—497.5 yds., NDSU 1969  
**Rushing:** Highest game ave. season—361.5 yds., NDSU 1969  
**Passing:** Best game ave. season—218.3 yds., UNI, 1968  
**Total Defense:** Smallest ave. yield season—114.7 yds., NDSU, 1965  
**Rushing Defense:** Smallest ave. yield season—16 yds., NDSU, 1965  
**Passing Defense:** Smallest ave. yield season—26.8 yds., NDSU, 1953  
**Victories:** Most for season—6, USD, 1951; UNI, 1960; SDS, 1963; NDSU, 1965; NDSU, 1968; NDSU, 1969 (all 6-0-0)

## INDIVIDUAL

- Scoring:** Most points season—72, Warren Williamson, SDS, 1950  
**Total Offense:** Most yds. season—1,436, Corey Colehour, UNI, 1966  
**Rushing:** Most net yds. game—253, Randy Schultz, UNI vs. SDS, 1963.  
 Most net yds. season—836, Paul Hatchett, 1968  
**Passing:** Most net yds. season—1,555, Corey Colehour, UNI, 1966 (completed 116 of 216)  
 Most completions season—116, Corey Colehour, UNI, 1966 (1,555 yds.)  
**Receiving:** Most yds. gained season—677, Ken Hoogensen, Morn., 1964  
 Most catches season—52, Gary Pettit, Morn. 1968  
**Punting:** Best ave. season (over 10 kicks)—43.6 yds., Wayne Ailts, USD, 1956  
**Kickoff Returns:** Most yds. season—495, Dan Duskin, Mor., 1966 (24 returns)  
**Punt Returns:** Most yds. season, 248, Gary Boner, SDS, 1962 (17 returns)  
**Cumulative Punt, Kickoff Returns:** Most yds. season—594, Dan Duskin, Morn., 1966 (34 returns—10 punts, 99 yds., 24 kickoffs, 495 yds.)



## BOX SCORE ON NCC GRID TITLES

Team	Won	Tie	Last Title
SOUTH DAKOTA STATE .....	9	5	1963
North Dakota .....	8	3	1966
University of Northern Iowa .....	6	6	1964
North Dakota State .....	6	3	1969
Morningside .....	2	1	1956
South Dakota .....	2	3	1951
Augustana .....	1	1	1959
*Creighton .....	0	2	1927

\*No longer member of conference.

# NCC FOOTBALL CHAMPIONSHIPS

1922—South Dakota State	1948—Iowa State Teachers
1923—Morningside	1949—South Dakota State and Iowa State Teachers
1924—South Dakota State	1950—South Dakota State
1925—Creighton and North Da- kota State	1951—South Dakota U.
1926—South Dakota State	1952—Iowa State Teachers
1927—Creighton and South Da- kota U.	1953—South Dakota State
1928—North Dakota U.	1954—South Dakota State and Morningside
1929—North Dakota U.	1955—South Dakota State
1930—North Dakota U.	1956—Morningside
1931—North Dakota U.	1957—South Dakota State
1932—North Dakota State	1958—North Dakota U.
1933—South Dakota State	1959—Augustana
1934—North Dakota U.	1960—Iowa State Teachers (now State College of Iowa)
1935—North Dakota State	1961—South Dakota State and State College of Iowa
1936—North Dakota U.	1962—South Dakota State and State College of Iowa
1937—North Dakota U.	1963—South Dakota State
1938—South Dakota U.	1964—State College of Iowa (now U. of Northern Iowa), North Dakota U., North Dakota State
1939—South Dakota State, South Dakota U., North Dakota U.	1965—North Dakota State
1940—Iowa State Teachers	1966—North Dakota State, North Dakota U.
1941—Iowa State Teachers	1967—North Dakota State
1942—Iowa State Teachers and Augustana	1968—North Dakota State
1943-45—no conference compe- tition	1969—North Dakota State
1946—Iowa State Teachers	
1947—Iowa State Teachers and South Dakota U.	

## HOBO DAY RESULTS

(Won 34, Lost 17, Tied 5)

SDS	Opponents	
1912—6	Yankton	3
1913—36	School of Mines	0
1914—14	North Dakota	3
1915—0	South Dakota	7
1916—14	North Dakota	7
1917—21	N. D. State	14
1918—No Game	— WW I	
1919—9	North Dakota	7
1920—14	Hamline	0
1921—27	North Dakota	14
1922—7	South Dakota	7 tie
1923—27	Creighton	20
1924—10	South Dakota	3
1925—0	Creighton	19
1926—0	South Dakota	0 tie
1927—44	Morningside	7
1928—13	South Dakota	0
1929—6	North Dakota	7
1930—13	South Dakota	6
1931—6	North Dakota	34
1932—0	South Dakota	0 tie
1933—18	North Dakota	2
1934—19	South Dakota	0
1935—6	North Dakota	6 tie
1936—0	South Dakota	6
1937—20	Wichita	6
1938—0	South Dakota	7
1939—14	North Dakota	13
1940—0	South Dakota	26
1941—15	North Dakota	33
1942—0	South Dakota	7
1943—(Two Army Special Training Teams played 6-6 tie)		
1944—6	SDS ERC (Army)	0
1945—25	Hamline	0
1946—26	Augustana	6
1947—7	South Dakota	26
1948—20	Augustana	6
1949—27	South Dakota	25
1950—21	North Dakota	21 tie
1951—6	South Dakota	26
1952—60	North Dakota	6
1953—13	St. John's (Minn.)	26
1954—34	North Dakota	20
1955—27	South Dakota	7
1956—14	North Dakota	13
1957—21	South Dakota	13
1958—12	North Dakota	30
1959—12	South Dakota	7
1960—23	North Dakota	27
1961—34	South Dakota	6
1962—26	North Dakota	0
1963—61	South Dakota	0
1964—28	North Dakota	35
1965—10	South Dakota	14
1966—0	North Dakota	43
1967—42	South Dakota	14
1968—16	North Dakota	21
1969—20	South Dakota	14

Scoring totals—

# SOUTH DAKOTA STATE FOOTBALL HISTORY

## FULL SEASON RECORD

## NCC RECORD

Year	W-L-T	Pct.	TP	OP	W-L-T	TP	OP	Place	Coach
1898	0-0-1	.500	6	6	No Conference	Play			Unavailable
1899	0-1-0	.000	0	22	No Conference	Play			Unavailable
1900	1-1-1	.500	68	11	No Conference	Play			Unavailable
1901	3-1-0	.750	90	62	No Conference	Play			Unavailable
1902	4-1-0	.800	128	23	No Conference	Play			Unavailable
1903	3-2-0	.600	102	44	No Conference	Play			Mr. Morrison
1904	3-2-0	.600	67	21	No Conference	Play			J. L. Gilkey
1905	1-2-0	.333	28	95	No Conference	Play			Unavailable
1906	4-2-1	.643	90	27	No Conference	Play			J. Harris Werner
1907	2-3-0	.400	74	122	No Conference	Play			Wm. M. Blaine
1908	3-1-0	.750	52	34	No Conference	Play			Wm. Juneau
1909	5-2-0	.714	108	42	No Conference	Play			Wm. Juneau
1910	3-3-1	.500	56	61	No Conference	Play			Wm. Juneau
1911	1-3-0	.250	61	28	No Conference	Play			J. M. Saunderson
1912	4-2-2	.625	76	64	No Conference	Play			J. M. Saunderson
1913	4-4-0	.500	60	89	No Conference	Play			Frederick Johnson
1914	2-3-1	.417	46	136	No Conference	Play			Harry "Buck" Ewing
1915	5-3-0	.625	147	82	No Conference	Play			Harry "Buck" Ewing
1916	5-2-0	.714	93	60	No Conference	Play			Harry "Buck" Ewing
1917	5-1-1	.786	163	7	No Conference	Play			Harry "Buck" Ewing
1918	4-2-0	.667	100	76	No Conference	Play			Harry "Buck" Ewing
1919	5-1-0	.833	149	84	No Conference	Play			Harry "Buck" Ewing
1919	No Games—World War I								
1919	4-1-1	.750	78	20	No Conference	Play			C. A. "Jack" West
1920	4-2-1	.643	66	27	No Conference	Play			C. A. "Jack" West
1921	7-1-0	.875	255	38	No Conference	Play			C. A. "Jack" West
1922	5-2-1	.688	202	57	4-1-1	111	37	1	C. A. "Jack" West
1923	3-4-0	.429	121	85	2-3-0	78	51	4	C. A. "Jack" West
1924	6-1-0	.857	91	28	5-0-0	75	16	1	C. A. "Jack" West
1925	2-3-2	.400	20	45	1-1-2	13	25	5	C. A. "Jack" West
1926	8-0-3	.864	157	24	3-0-2	56	14	1	C. A. "Jack" West
1927	5-3-1	.611	189	89	2-2-0	90	36	3	C. A. "Jack" West
1928	9-1-0	.900	230	25	3-1-0	53	19	2	T. C. "Cy" Kasper
1929	5-4-1	.550	237	55	2-1-1	50	7	2	T. C. "Cy" Kasper
1930	2-6-1	.278	48	197	1-3-0	13	64	4	T. C. "Cy" Kasper
1931	6-3-0	.667	194	78	2-2-0	33	44	2	T. C. "Cy" Kasper
1932	2-5-1	.313	70	96	1-2-1	32	31	4	T. C. "Cy" Kasper
1933	6-3-0	.667	118	73	4-0-0	66	15	1	T. C. "Cy" Kasper
1934	6-4-0	.600	189	72	2-2-0	65	19	4	R. H. "Red" Threlfall
1935	4-4-1	.500	123	92	1-3-1	39	48	T-3	R. H. "Red" Threlfall
1936	3-6-1	.350	51	116	1-4-1	19	59	7	R. H. "Red" Threlfall
1937	4-5-0	.444	102	147	2-3-0	44	58	6	R. H. "Red" Threlfall
1938	3-5-0	.375	69	109	2-3-0	48	76	4	Jack Barnes
1939	7-2-0	.778	141	95	4-1-0	68	53	T-1	Jack Barnes
1940	4-3-1	.563	78	57	2-3-1	16	50	5	Jack Barnes
1941	2-5-0	.286	32	131	1-5-0	18	131	7	Thurlo McCrady
1942	4-4-0	.500	65	92	3-3-0	45	64	4	Thurlo McCrady
1943	No Games—World War II								
1944	1-1-0	.500	13	27	No Conference	Play			Thurlo McCrady
1945	1-4-1	.250	51	144	No Conference	Play			Thurlo McCrady
1946	3-3-2	.500	131	76	2-1-2	52	18	3	Thurlo McCrady
1947	4-5-0	.444	123	211	3-1-0	60	38	3	Ralph Ginn
1948	4-6-0	.400	107	203	2-4-0	53	127	T-4	Ralph Ginn
1949	7-3-0	.700	183	175	5-1-0	129	90	T-1	Ralph Ginn
1950	9-0-1	.950	381	116	5-0-1	220	81	1	Ralph Ginn
1951	8-1-1	.850	311	105	4-1-1	168	84	2	Ralph Ginn
1952	4-4-1	.500	287	230	3-2-1	215	153	T-3	Ralph Ginn
1953	5-3-1	.611	247	186	5-0-1	208	75	1	Ralph Ginn
1954	7-2-0	.778	338	151	5-1-0	247	111	T-1	Ralph Ginn
1955	6-2-1	.813	197	114	5-0-1	157	62	1	Ralph Ginn
1956	4-5-0	.444	137	212	3-3-0	116	119	T-4	Ralph Ginn
1957	6-2-1	.722	185	119	5-0-1	152	75	1	Ralph Ginn
1958	4-5-0	.444	123	158	3-3-0	98	111	T-3	Ralph Ginn
1959	2-7-0	.222	80	153	2-4-0	68	76	6	Ralph Ginn
1960	5-4-1	.550	170	135	2-3-1	107	81	T-4	Ralph Ginn
1961	8-2-0	.800	376	97	5-1-0	221	59	T-1	Ralph Ginn
1962	7-2-1	.750	238	70	5-0-1	149	33	T-1	Ralph Ginn
1963	9-1-0	.900	278	166	6-0-0	191	74	1	Ralph Ginn
1964	2-8-0	.200	170	243	2-4-0	121	123	T-4	Ralph Ginn
1965	1-8-1	.150	111	247	1-4-1	84	149	T-5	Ralph Ginn
1966	3-7-0	.300	129	280	2-4-0	75	163	T-4	Ralph Ginn
1967	4-6-0	.400	186	185	2-4-0	120	110	T-4	Ralph Ginn
1968	4-6-0	.400	247	259	2-4-0	151	176	T-4	Ralph Ginn
1969	3-7-0	.300	175	227	3-3-0	130	96		Dave Kragthorpe
Totals	299-223-35	.572	9,664	7,333	130-91-21	4,324	3,201		

# SDSU FOOTBALL RECORDS

## RUSHING—Individual

Most times carried 1 season—244 by Darwin Gonnerman, 1967  
Most times carried 1 game—41 by Darwin Gonnerman vs. Augustana, 1967  
Most yards net gain 1 game—224 by Darwin Gonnerman vs. Drake U., 1967  
Most yards net gain 1 season—1,023 by Darwin Gonnerman, 1967 and 1968  
Most yards net gain 2 seasons—2,046 by Darwin Gonnerman, 1967-68  
Best average for 1 season—112 yards per game by Pete Retzlaff, 1952  
Most times carried career—622 by Darwin Gonnerman, 1966-68  
Most yards net gain career—2,598 by Darwin Gonnerman, 1966-68 (3 seasons)

## RUSHING—Team

Most times carried 1 game—84 vs Augustana, 1952  
Most times carried 1 season—624 in 1951  
Most yards net gain 1 game—532 vs Augustana, 1951  
Most yards net gain 1 season—3685 in 1951  
Fewest net yards 1 game—minus 17 vs Nebraska, 1963  
Fewest net yards season—509 in 1965

## PASSING—Individual

Most passes attempted one game—38 by Ron Meyer vs NDSU and UND, 1965  
Most passes attempted one season—254 by Ron Meyer, 1965  
Most passes attempted career—598 by Ron Meyer, 1963-65  
Most passes completed one game—23 by Ron Meyer vs Arkansas State, 1963  
Most passes completed season—114 (of 254) by Ron Meyer, 1965  
Most passes completed career—290 (of 598) by Ron Meyer, 1963-65  
Most passes had intercepted one game—  
Most passes had intercepted one game—4 by John Moller vs. Morningside, 1969  
Most passes had intercepted one season—14 by John Moller, 1969  
Most passes had intercepted career—27 by Ron Meyer, 1963-65  
Most net pass yards one game—289 by Ron Meyer vs Arkansas State, 1963  
Most net pass yards season—1,385 by Ron Meyer, 1964  
Most net pass yards career—3,608 by Ron Meyer, 1963-65  
Most touchdown passes one game—4 by Herb Bartling vs North Dakota State, 1949;  
Ron Meyer vs North Dakota State, 1963  
Most touchdown passes season—19 by Ron Meyer, 1963  
Most touchdown passes career—41 by Ron Meyer, 1963-65

## PASSING—Team

Most passes attempted one game—44 vs North Dakota State, 1965  
Most passes attempted season—317 in 1965  
Most passes completed one game—23 vs Arkansas State, 1963  
Most passes completed season—134 in 1965  
Most passes had intercepted one game—5 vs. Morningside, 1969  
Most passes had intercepted season—22 in 1969  
Fewest passes had intercepted season—4 in 1963 (10 games); 1955 9 games)  
Most net pass yards one game—289 vs Arkansas State, 1963  
Most net pass yards season—1,419 in 1964  
Most touchdown passes one game—5 vs North Dakota, 1957; South Dakota, 1963  
Most touchdown passes season—23 in 1963

## RECEIVING

Most passes caught one game—11 by Wayne Rasmussen vs Arkansas State, 1963  
Most passes caught season—37 by Jack Rohrs in 1965  
Most passes caught career—89 by Ed Maras, 1963-65  
Most pass yards one game—171 by Dal Eisenbraun vs SCI, 1956 (7 cgt., 3 TD)  
Most pass yards season—470 by Roger Eischens, 1961  
Most pass yards career—1,098 by Ed Maras, 1963-65  
Most touchdown passes caught one game—4 by Don Bartlett vs NDSU, 1949  
Most touchdown passes caught season—7 by Wayne Rasmussen, 1963  
Most touchdown passes caught career—16 by Wayne Rasmussen, 1961-63  
Longest scoring pass—80 yds., Nig Johnson to Dal Eisenbraun vs SCI, 1956

## TOTAL OFFENSE—Individual

Most attempts one game—46 by Ron Meyer vs Augustana; North Dakota State;  
North Dakota, 1965  
Most attempts season—317 by Ron Meyer, 1965  
Most attempts career—779 by Ron Meyer, 1963-65  
Most yards one game—316 by Ron Meyer vs Arkansas State, 1963  
Most yards season—1,204 by Ron Meyer, 1964  
Most yards career—3,294 by Ron Meyer, 1963-65

## TOTAL OFFENSE—Team

Most yards 1 game—638 vs Bemidji Teachers, 1951  
Most yards 1 season—4,377 in 1951  
Number of plays run 1 game—100 vs NDS, 1968  
Number of plays run 1 season—825 in 1969



## PUNTING—Individual

Most punts 1 game—13 by John Grein vs U. of Tampa (34.4 ave.), 1967  
Most punts season—80 by Larry Armstrong (36.8 ave.), 1969  
Longest punt—68 yards by Bob Bresee vs South Dakota, 1951  
Best Ave. season (min. 25)—36.9 yds. (31 kicks) by Len Spanjers, 1957

## PUNTING—Team

Most punts 1 game—13 vs U. of Tampa (34.4 ave.), 1967  
Most punts season—80 for 36.8 ave. in 1969  
Most punts had blocked 1 season—2 in 1950; 1951; 1952; 1968  
Best Ave. 1 game (min. 3) 45.0 yds. (4 kicks) vs South Dakota, 1958  
Best Ave. season—36.8 yds., (80 kicks) in 1969  
Worst Ave. season—30.1 yds. (44 kicks) in 1960

## SCORING—Individual

Most touchdowns season—14 by Warren Williamson, 1950; D. Gonnerman, 1968  
Most field goals season—9 (of 18) by John Stone, 1962—(Includes 2 blkd.)  
Most points kicking season—51 by John Stone (24 PAT, 9 FG), in 1962  
Most points kicking career—84 by John Stone (55 PAT, 9 FG), 1960-62  
Most scoring 1 game—30 by Darwin Gonnerman vs Augustana, 1968  
Most scoring 1 season—102 by Darwin Gonnerman, 1967  
Most scoring career—221 by Jerry Welch, 1951-54  
Most conversion kicks season—36 by \*George Medchill, 1950; Dick Craddock, 1951  
(\*attempt 51)  
Best conversion percentage—.938 (15 of 16) by Darwin Gonnerman, 1967

## SCORING—Team

Most scoring 1 game—85 vs Columbus, 1922  
Most scoring 1 season—381 in 1950  
Largest margin of victory—85-0 vs Columbus, 1922

## PASS INTERCEPTION RETURNS—Individual

Most interceptions 1 game—3 by Buck Osborne vs St. Cloud, 1952; Daryl Martin vs North Dakota, 1962  
Most interceptions 1 season—7 by Wayne Rasmussen, 1963  
Most interceptions career—12 by Wayne Rasmussen, 1961-63  
Most yds. return 1 game—85 by Roger Eischens vs Toledo, 1962  
Longest return—85 yds. by Roger Eischens (TD) vs Toledo, 1962  
Most yds. return 1 season—93 by Ken Ashmore (4 ret.), 1954  
Most yds. return career—110 by Wayne Rasmussen, 1961-63

## PASS INTERCEPTIONS—Team

Most interceptions 1 game—6 vs Augustana, 1950; St. Cloud, 1952  
Most interceptions 1 season—20 in 1950  
Most yds. return 1 game—140 vs Morningside (4 ret.), 1961  
Most yds. return 1 season—349 in 1964 (17 ret.)

## PUNT RETURNS—Individual

Longest runback—95 yds. TD by Darwin Gonnerman vs N. D. State, 1966  
Most returns 1 season—24 by Gary Boner, 1962  
Most yds. return 1 season—389 by Gary Boner, 1962  
Most yds. return career—675 by Jerry Welch, 1951-54—(41 ret., 16.0 ave.)

## PUNT RETURNS—Team

Most runbacks 1 game—8 vs St. Cloud, 1961  
Most runbacks season—44 in 1961 (407 yds. ret.)  
Most yds. ret. game—128 vs St. Cloud in 1961  
Most yds. ret. season—572 (41 ret.) in 1962  
Best return ave. season—15.1 (18 ret.) in 1955

## KICKOFF RETURNS—Individual

Most runbacks 1 game—9 by Jerry Welch vs Iowa State, 1952  
Most runbacks season—31 by Regd Sanderson, 1964; 31 by Darwin Gonnerman, 1966  
Most runbacks career—75 by Darwin Gonnerman, 1966-68  
Most yds. return 1 game—258 by Jerry Welch vs Iowa State, 1952 (9 ret.)  
Most yds. return season—725 by Darwin Gonnerman, 1966  
Most yds. return career—1,841 by Darwin Gonnerman (75 ret.) 1966-68  
Longest return—95 yds (TD) by Jerry Welch vs Iowa State, 1952

## KICKOFF RETURNS—Team

Most runbacks 1 game—10 (164 yds.) vs Arizona, 1956  
Most runbacks season—52 in 1966  
Most yds. ret. 1 game—258 vs Iowa State, 1952  
Most yds. ret. season—1093 in 1966  
Best ret. ave. season—24.9 (40 ret.) in 1968

## DEFENSE

Fewest yds. rushing by opp. 1 game—2 by Mankato State, 1954  
 Fewest yds. rushing by opp. season—1061 in 1955 (9 games)  
 Most yds. rushing by opp. 1 game—460 by U. Montana, 1969  
 Most yds. rushing by opp. season—2604 in 1964 (10 games)  
 Fewest yds. passing by opp. season—481 in 1960  
 Most yds. passing by opp. 1 game—310 by UNI, 1966  
 Most yds. passing by opp. season—1,852 in 1968  
 Most passes compl. by opp. 1 game—22 by Idaho St., 1968  
 Most passes compl. by opp. season—142 in 1968  
 Most TD passes by opp. one game—6 by USD, 1968  
 Most TD passes by opp. season—23 in 1968.  
 Fewest TD passes by opp. Season—2 in 1951 (10 games); 1959 (9 games)  
 Fewest net yds. by opp. 1 game—53 by Mankato State, 1954  
 Fewest net yds. by opp. season—1688 in 1955 (9 games)  
 Most net yds. by opp. 1 game—611 by U. Montana, 1969  
 Most net yds. by opp. season—3,571  
 Most total first downs by opp. 1 game—30 by Arizona, 1956  
 Fewest total first downs by opp. 1 game—3 by South Dakota, 1962  
 Most first downs rushing by opp. 1 game—22 by U. Montana, 1969  
 Fewest first downs rushing by opp. 1 game—1 by SCI, 1955  
 Most first downs passing by opp. 1 game—12 by Parsons in 1965; 12 by UNI in 1966; 12 by 1968  
 Most first downs by penalty by opp. 1 game—4 by Morningside, 1968  
 Most yds. opp. penalized 1 game—118 on Montana State, 1957  
 Most points by opp. 1 game—86-6 by Kansas 1947  
 Most points by opp. season—280 in 1966 (10 games)  
 Most TDs by opp. 1 game—9 by Arizona, 1956

## MISCELLANEOUS

Longest sustained drive—99 yds. 2'6" vs South Dakota U., 1955  
 Longest scoring scrimmage run—91 yards by Jerry Welch vs St. Thomas, 1954  
 Most yards kickoff and punt returns 1 season—958 by Darwin Gonnerman, 1968 (6 punts—78 yds., 25 kickoffs—720 yds.)  
 Most games won 1 season—9 in 1928, 1950, 1963  
 Most punts blocked 1 season—5 in 1957  
 Longest consecutive game scoring streak—50—last 3 games in 1949 through first 2 games in 1956  
 Longest field goal—45 by Bob Bozied, 1968, and Dean Krogman, 1969.  
 Most field goals game—3 by Frank Kelley, 1926; 3 by Bob Nelson vs South Dakota, 1966.  
 Most first downs by penalty game—4 vs Augustana in 1965  
 Most first downs by penalty season—11 in 1968

## CAREER RECORDS OF SDSU COACHES

Period	Coach	Seasons	W	L	T	Pct.	Pts.	Opp. Pts.
1901	Mr. Morrison .....	1	3	2	0	.600	102	44
1902	L. L. Gilkey .....	1	3	2	0	.600	67	21
1904	J. Harrison Werner .....	1	4	2	1	.643	90	27
1905	William M. Blaine .....	1	2	3	0	.400	74	
1906-08	William Juneau .....	3	11	6	1	.639	216	
1909-10	J. M. Saunderson .....	2	5	5	2	.500	137	92
1911	Frederick Johnson .....	1	4	4	0	.500	60	89
1912-17	Harry "Buck" Ewing ..	6	26	12	2	.675	698	445
1919-27	C. A. "Jack" West .....	9	44	17	9	.693	1,179	413
1928-33	T. C. "Cy" Kasper .....	6	30	22	3	.573	897	524
1934-37	R. H. "Red" Threlfall ..	4	17	19	2	.474	465	427
1938-40	Jack Barnes ..	3	14	10	1	.580	288	261
1941-46	Thurlo McCrady .....	5	11	17	3	.403	292	470
1947-68	Ralph Ginn .....	22	113	89	9	.535	4,604	3,824
1969	Dave Kragthorpe .....	1	3	7	0	.300	175	227

## TEN BIGGEST JACKRABBIT SCORES

(Against Collegiate Foes)

1922	Columbus College .....	85-0
1961	St. Cloud State .....	73-0
1915	Yankton College .....	72-0
1929	*Western Union .....	72-0
1954	Augustana College .....	68-0
1927	Huron College .....	67-0
1954	Mankato State .....	66-0
1917	Gustavus Adolphus .....	64-0
1928	Dakota Wesleyan .....	63-0
1946	Manitoba U. ....	61-0
1963	South Dakota U. ....	61-0

\*Now known as Westmar College

## WORST JACKRABBIT DEFEATS

1947	Kansas U. ....	6-86
1903	North Dakota State .....	0-85
1905	Minnesota U. ....	0-81
1912	South Dakota U. ....	7-73
1917	Minnesota U. ....	0-64
1916	Arizona U. ....	0-60
1945	State College of Iowa (now U. of Northern Iowa) .....	7-58
1930	Wisconsin U. ....	7-58
1963	Nebraska U. ....	7-58
1969	Montana U. ....	0-58
1899	Dakota Wesleyan .....	0-57
1966	North Dakota U. ....	0-43
1965	State College of Iowa (now U. of Northern Iowa) .....	0-41

## MOST COMBINED POINTS

92	Kansas U. (6-86) .....	1947
87	South Dakota U. (32-55) .....	1968
85	North Dakota State (0-85) .....	1903
85	Columbus College (85-0) .....	1922
82	South Dakota U. (54-28) .....	1950
81	Minnesota U. (0-81) .....	1905
81	State College of Iowa (now U. of Northern Iowa) (34-47) ..	1952
80	South Dakota U. (7-73) .....	1912
76	Iowa State U. (19-57) .....	1952
74	North Dakota (53-21) .....	1957
74	Augustana (47-27) .....	1968
73	Morningside (34-39) .....	1954
73	St. Cloud State (73-0) .....	1961



## FUTURE JACKRABBIT SCHEDULES



### 1971

(Five Home Games)

- Sept. 11—College of St. Thomas—Away
- Sept. 18—Mankato State College at Brookings
- Sept. 25—University of Northern Iowa at Brookings
- Oct. 2—Wayne State U. at Brookings
- Oct. 9—North Dakota U.—Away
- Oct. 16—South Dakota U. at Brookings
- Oct. 23—Augustana—Away
- Oct. 30—North Dakota State at Brookings
- Nov. 6—Morningside—Away
- Nov. 13—Eastern Michigan U.—Away

### 1972

(Five Home Games)

- Sept. 16—Mankato State College—Away
- Sept. 23—to be announced later at Brookings
- Sept. 30—Youngstown University at Brookings
- Oct. 7—Augustana College at Brookings
- Oct. 14—North Dakota U. at Brookings
- Oct. 21—South Dakota U.—Away
- Oct. 28—North Dakota State at Brookings
- Nov. 4—University of Northern Iowa—Away
- Nov. 11—Morningside—Away
- Nov. 18—Quanico Marines—Away

## ALL-TIME RECORD WITH ALL OPPONENTS (1889-1967)

Opponents	GP	W	L	T					
Arizona	1	0	1	0	Minnesota	6	0	6	0
Arkansas State	2	1	1	0	Minnesota "B"	1	1	0	0
Augustana	25	20	4	1	Minnesota, Duluth				
Bemidji State	4	3	1	0	Branch	2	1		
Bradley U.	1	0	1	0	Minot Teachers	1	0	1	
Buena Vista	3	2	1	0	Montana State	11	2	9	0
Carleton	4	2	2	0	Montana U.	1	0	1	0
Catholic U.	1	0	1	0	Moorhead State	3	3	0	0
Central (Ia.)	1	1	0	0	Morningside	44	29	11	4
Cincinnati	1	0	1	0	Nebraska	1	0	1	0
Colorado St. Col.	8	6	2	0	Wesleyan	1	0	0	1
Colorado St. U.	2	0	2	0	North Dakota	49	20	25	4
Columbus College	4	2	0	2	North Dakota				
Concordia	2	0	1	1	State	56	31	20	5
Creighton	10	6	3	1	Northern (S.D.)	12	12	0	0
Dakota Wesleyan	23	12	9	2	Northwest				
DePaul U.	2	0	2	0	Missouri	1	1	0	0
Des Moines U.	1	1	0	0	Oklahoma City U.	1	0	1	0
Detroit U.	2	1	1	0	Omaha U.	7	5	1	1
Drake U.	9	1	8	0	Parsons (Iowa)	1	0	1	0
Duquesne	1	0	1	0	Pipestone (City)	1	1	0	0
Emporia (Kan.)					Pipestone High	1	1	0	0
St.	1	1	0	0	S. D. State Army	1	1	0	0
Flandreau	5	5	0	0	Sioux Falls (City)	2	0	2	0
Flandreau Indians	4	3	1	0	Sioux Falls High	1	1	0	0
Fresno State	1	0	1	0	S. Dakota Mines	8	5	2	1
General Beadle	4	3	0	1	South Dakota	61	26	29	6
Gustavus					Southern (S. D.)	2	2	0	0
Adolphus	2	2	0	0	St. Cloud	6	5	1	0
Hamlin U.	5	4	1	0	St. John's	1	0	1	0
Hawaii U.	1	1	0	0	St. Louis U.	2	1	1	0
Huron College	25	22	3	0	St. Norbert	2	1	1	0
Idaho State	2	2	0	0	St. Olaf	4	3	1	0
Iowa State	2	0	2	0	St. Regis	1	1	0	0
U. of North. Iowa	30	12	16	2	St. Thomas	5	3	2	0
Kansas State	2	0	2	0	Tampa U.	1	1	0	0
Kansas U.	1	0	1	0	Toland's	1	1	0	0
LaCrosse State	3	2	1	0	Toledo	2	1	1	0
Loras	3	0	3	0	Trinity	1	1	0	0
Loyola	2	0	1	1	Watertown	1	1	0	
Luther	1	1	0	0	Wayne (Mich.)	1	1	0	
Macalester	2	1	0	1	Weber State	2	0	2	0
Madison High	1	1	0	0	*Western Union	2	2	0	0
Manitoba U.	1	1	0	0	West Texas State	1	0	1	0
Mankato State	5	3	2	0	Wichita	5	1	4	0
Marquette	5	0	5	0	Wisconsin	9	1	8	0
Michigan Normal	2	1	1	0	Yankton College	14	9	4	1
Michigan State	1	0	1	0	Youngstown	3	1	2	0

\*Now known as Westmar







## SDSU MARCHING JACKRABBIT BAND ADDS ZIP TO HOME FOOTBALL GAMES

One of the best Upper-Midwest university bands, the SDSU Marching Jackrabbit band appears at all home games, providing "rousing marches" and "smart formations" for State's football partisans.

The 160-member band is one of the most sought-after of the North Central Conference bands. It will appear at a Minnesota Vikings professional game this fall for the ninth consecutive year. In the eight previous appearances at Vikings' games, the Marching Jackrabbits have been on national television seven times.

Featured this year with the band will be Mona Burnison, a twirler from Huron. She will be a sophomore. The Statesmen, a 100-member male chorus under the direction of Perry Jones, appear often with the band.

Warren Hatfield is director of bands at SDSU. He was appointed director of bands in 1961, after serving four years as a high school music director and four years as a bandsman in the U. S. Air Force. He earned his master's degree in 1959 and doctor's in 1967, both from the University of Iowa.

Hatfield is a 1952 graduate of the University of Northern Iowa. While on sabbatical in 1965-66, he was assistant director of Iowa's band on a three-month tour of the Soviet Union and Europe.

Gene Pollart is director of the marching band. Pollart received this position after serving two years as associate director. He was granted his bachelor's and master's degrees from the University of Colorado. Pollart is an instructor in percussion and director of the SDSU percussion ensemble.

# **SOUTH DAKOTA STATE UNIVERSITY**

South Dakota State University is beginning its 86th year of continuous service to South Dakota and the region. Founded by an act of the Territorial Legislature passed on February 21, 1884, the first building was erected in 1883 and classes began September 24, 1884.

SDSU, a land-grant institution, is the largest institution of higher education in the state with a fall enrollment of 6,068. It is one of 68 land-grant institutions established under the Morrill Act of 1862.

The University campus is ornamented with many varieties of beautiful trees and shrubs, and contains the necessary drives and walks. Adjoining to the east are the horticulture gardens, and to the north, northeast and northwest are the college farms.

The University is composed of six colleges—Agriculture and Biological Sciences, Engineering, Home Economics, Nursing, Pharmacy, Arts and Science — and the General Registration Division. Graduate studies are offered and advance degrees awarded in a variety of fields.



## **Coughlin-Alumni Stadium Has Outstanding Press Box Facilities**

Coughlin-Alumni Stadium's Press Box is "home" for up to 50 news men, photographers, coaches, scouts, statisticians and halftime free-coffee and-hot dog gourmets at South Dakota State's home football games. Constructed along with the 10,500-seat stadium in 1962, the \$23,000 facility is 100 feet long and 10 feet deep. It has six three-man booths and four two-man booths, plus a 40-foot working area with a capacity for 24 persons. State University was the only college in the nation in 1964 to earn the "Press Box Merit Award" from the Football Writers Association of America for providing "outstanding press box working facilities."

## **Jackrabbits Fourth on All Sports List**

Another successful sports season has ended at South Dakota State University and this year competition in the North Central Conference proved to be keener than ever.

Based on a composite standing for all eleven sports, the Jacks finished fourth in a tight four-way struggle for the top spot. University of Northern Iowa took first for the second year in a row with 70 overall points (based on eight points for first place, seven for second and on down the list).

New conference member Mankato finished second with 67 points even though the Indians didn't compete in football last season. North Dakota State edged the Jacks for third place, 63-62.

The Jackrabbits won a conference title in basketball and took runners-up honors in cross country, and indoor and outdoor track.

## NCC'S ALL-PRO FOOTBALL TEAM

The North Central Conference football coaches and athletic directors brewed a special formula and came up with a special anniversary year team last fall . . . the North Central Conference all-Pro football team. The formula went like this:

You take the Centennial year of college football, add the 50th year operation for the National Football League, then spice with the 10th anniversary of the American Football League and a dash of the Canadian Football League.

The product is an all-star team of North Central Conference alumni who are currently or have played in professional football.

Heading the list that includes a 13-man squad, a coach and a league commissioner, is **Dave Osborn**, the '69 Super Bowl member of the Minnesota Vikings. Osborn, who starred at the University of North Dakota, is a member of the backfield that all came out of the North Central at the same time . . . **Les Josephson** of Augustana (now with the Los Angeles Rams), **Randy Schultz**, University of Northern Iowa (formerly with the New Orleans Saints and Washington Redskins) and quarterback **Corey Colehour**, North Dakota U., (Edmonton Eskimos of the Canadian League).

The list also includes **Joe Foss**, former commissioner of the AFL, from South Dakota U. and **George Allen**, coach of the Los Angeles Rams, who started out at Morningside.

There are also some of the big names of the recent past such as **Pete Retzlaff**, current general manager of the Philadelphia Eagles and that club's former star end, from South Dakota State; and **Ordell Brasse**, defensive end standout with the Baltimore Colts, from South Dakota U.

### THE NCC ALL-PRO-TEAM

**Ends:** **Pete Retzlaff**, Philadelphia Eagles (South Dakota State U.)  
**Jim Hester**, New Orleans Saints (North Dakota U.)

**Tackles:** **Ordell Brasse**, Baltimore Colts (South Dakota U.) **Steve Myhra**, Baltimore Colts (North Dakota U.)

**Guards:** **Doug Eggers**, Baltimore Colts (South Dakota State), **Phil Minnich**, Winnipeg Blue Bombers (Northern Iowa)

**Center:** **Dick Klawitter**, Chicago Bears, (South Dakota U.)

**Quarterback:** **Corey Colehour**, Edmonton Eskimos (North Dakota U.)

**Backs:** **Dave Osborn**, Minnesota Vikings (North Dakota U.); **Les Josephson**, Los Angeles Rams (Augustana); **Randy Schultz**, Washington Redskins (Northern Iowa) **Wayne Rasmussen**, Detroit Lions (South Dakota State U.)

**Kicker:** **Errol Mann**, Detroit Lions (North Dakota U.)

**Coach:** **George Allen**, Los Angeles Rams, (Morningside)

**Commissioner:** **Joe Foss**, American Football League (South Dakota U.)



## 1970 HOME FOOTBALL SCHEDULE

Sept. 12—College of St. Thomas 2 p.m.

SHRINE BENEFIT GAME

Oct. 10—University of North Dakota 2 p.m.

HOBO DAY GAME

Oct. 24—Augustana College 2 p.m.

BEEF BOWL

Nov. 7—Morningside College 1:30 p.m.

PARENTS DAY

Nov. 14—University of Montana 1:30 p.m.

WELCOME 3M

South Dakota State University  
Brookings, South Dakota

Non-Profit Org.  
U. S. Postage  
PAID  
Brookings, S. D.  
Permit 24