

South Dakota State University
**Open PRAIRIE: Open Public Research Access Institutional
Repository and Information Exchange**

South Dakota County Profiles: 2007

SDSU Census Data Center

9-27-2007

Todd County

W. Trevor Brooks
South Dakota State University

Follow this and additional works at: https://openprairie.sdstate.edu/census_data_county-profiles

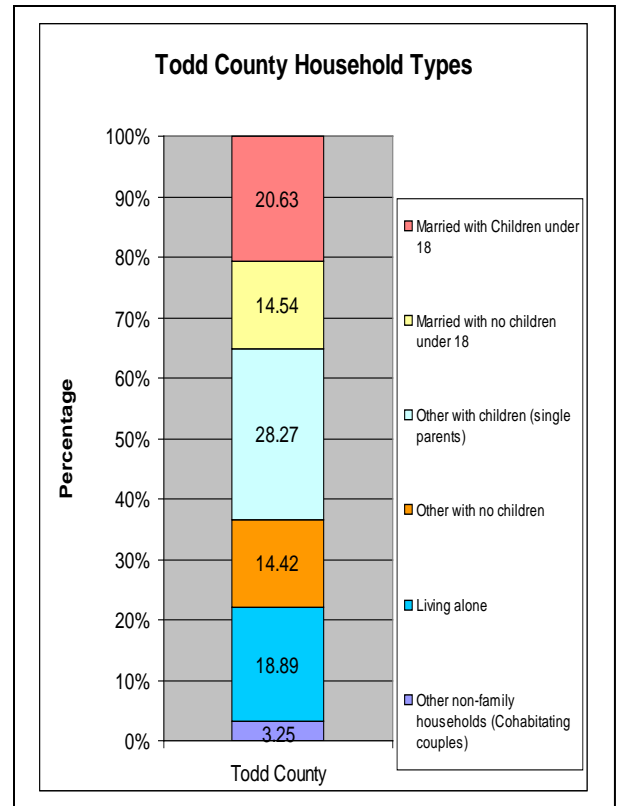
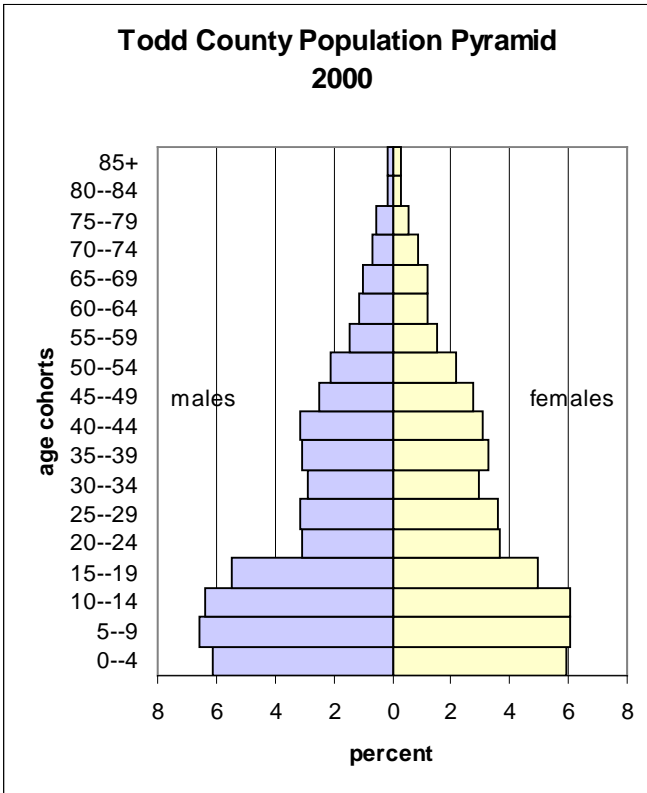
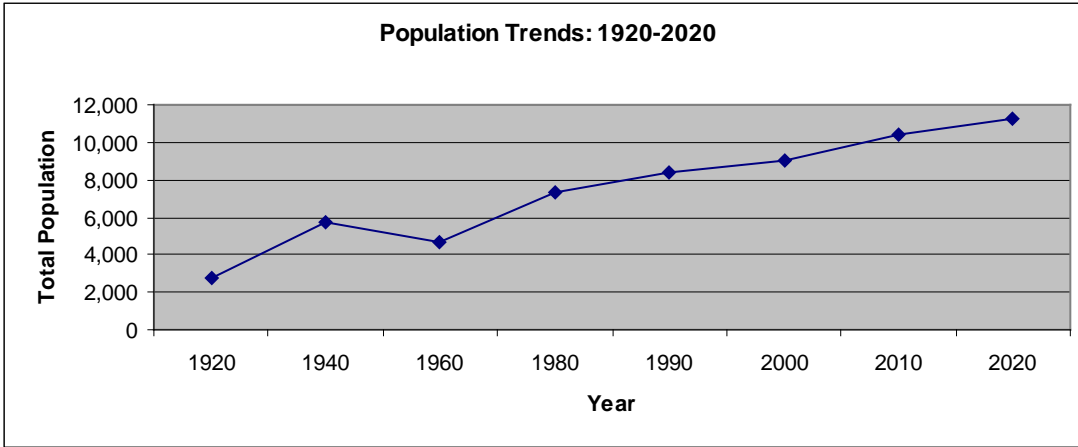
Recommended Citation

Brooks, W. Trevor, "Todd County" (2007). *South Dakota County Profiles: 2007*. 60.
https://openprairie.sdstate.edu/census_data_county-profiles/60

This Other is brought to you for free and open access by the SDSU Census Data Center at Open PRAIRIE: Open Public Research Access Institutional Repository and Information Exchange. It has been accepted for inclusion in South Dakota County Profiles: 2007 by an authorized administrator of Open PRAIRIE: Open Public Research Access Institutional Repository and Information Exchange. For more information, please contact michael.biondo@sdstate.edu.

Todd

1920	1940	1960	1980	1990	2000	2010	2020
2,784	5,714	4,661	7,328	8,352	9,050	10,354	11,207



Todd County's Agriculture in 2002

- Todd County had **249 farms** in 2002, which was a **14.2% increase** from 1997.
- Todd County's **average farm size was 3,681 acres**. This was larger than both Bennett and Mellette counties.
- Todd County's **average farm income was \$10,611**. This is lower than both Bennett and Mellette counties.

Todd County's Economics in 2000

- The **per capita income** in Todd County was **\$7,714**. This was lower than both Bennett and Mellette counties
- The **median household income** for Todd County was **\$20,035**. This is lower than both Bennett and Mellette counties.
- **12.1%** of Todd County's population has **completed a B.S. degree or higher**. This is lower than both Bennett and Mellette counties.
- **48.32%** of Todd County's population is **living below the official poverty line**. This compares with 13.18% for the state of South Dakota, 39.23% for Bennett County, and 35.81% for Mellette County.
- **62.82%** of Todd County's **children under the age of 5 are living below the official poverty line**. This compares with 19.77% for the state of South Dakota, 53.25% for Bennett County and 43.98% for Mellette County.
- **10.8%** of jobs in Todd County are held by **commuters from other counties**. This is higher than both Bennett and Mellette counties.

Todd County's Employment by Industry

Industry	Percentage	Number
Educational, health , and social services	42.69	1,115
Public Administration	11.33	296
Agriculture	8.35	218
Retail	174	6.66
Construction	5.78	151
Manufacturing	47	174
Total Employed		2,612

Income Distribution

	South Dakota	Todd	Bennett	Mellette
Total:	290,336	2,474	1,114	685
Less than \$10,000	30,881	656	222	160
\$10,000 to \$14,999	22,421	324	120	61
\$15,000 to \$19,999	22,190	255	97	90
\$20,000 to \$24,999	24,633	270	111	60
\$25,000 to \$29,999	22,190	214	121	41
\$30,000 to \$34,999	21,694	92	85	41
\$35,000 to \$39,999	19,408	115	44	39
\$40,000 to \$44,999	19,077	96	61	42
\$45,000 to \$49,999	16,675	103	52	27
\$50,000 to \$59,999	27,809	86	64	27
\$60,000 to \$74,999	26,008	106	60	44
\$75,000 to \$99,999	20,150	87	55	38
\$100,000 to \$124,999	7,597	43	14	11
\$125,000 to \$149,999	3,493	7	6	2
\$150,000 to \$199,999	2,872	6	0	2
\$200,000 or more	3,238	14	2	0

Data compiled by:

W. Trevor Brooks
Rural Life and Census Data Center
South Dakota State University

Sources:

South Dakota Data Center (Vermillion, SD)
South Dakota Labor Market
U.S. Census of Agriculture (2002)
U.S. Census Bureau (2000)