

South Dakota State University

Open PRAIRIE: Open Public Research Access Institutional Repository and Information Exchange

SDSU Extension Fact Sheets

SDSU Extension

1979

Arbor Day

Cooperative Extension South Dakota State University

Follow this and additional works at: https://openprairie.sdstate.edu/extension_fact

Recommended Citation

South Dakota State University, Cooperative Extension, "Arbor Day" (1979). *SDSU Extension Fact Sheets*. 500.

https://openprairie.sdstate.edu/extension_fact/500

This Fact Sheet is brought to you for free and open access by the SDSU Extension at Open PRAIRIE: Open Public Research Access Institutional Repository and Information Exchange. It has been accepted for inclusion in SDSU Extension Fact Sheets by an authorized administrator of Open PRAIRIE: Open Public Research Access Institutional Repository and Information Exchange. For more information, please contact michael.biondo@sdstate.edu.

Historic, archived document

Do not assume content reflects current scientific knowledge, policies, or practices.



For current policies and practices, contact SDSU Extension


Website: extension.sdstate.edu

Phone: 605-688-4792


Email: sdsu.extension@sdstate.edu

SDSU Extension is an equal opportunity provider and employer in accordance with the nondiscrimination policies of South Dakota State University, the South Dakota Board of Regents and the United States Department of Agriculture.

ARBOR DAY



Cooperative Extension Service
South Dakota State University
U.S. Department of Agriculture



ARBOR DAY

It all started in Nebraska in 1892.

The U.S. Congress adopted the last Friday in April as National Arbor Day.

In 1947 the S.D. Legislature adopted the last Friday in April as South Dakota's Arbor Day.

Arbor Day is a special day that has been set aside to plant trees. It was first started in Nebraska by Julius Sterling Morton. He organized many pioneers to plant trees on the prairie lands.

There are many reasons to plant trees. Here are just a few:

1. Trees tame South Dakota winds.
2. They make pictures on the plains.
3. Trees shower us with shade.
4. They protect wildlife.
5. Trees provide fresh fruits.
6. Lumber comes from trees.
7. Trees are a source of fuel.
8. Wood makes beautiful furniture.
9. Taking care of trees and turning trees into products we use creates jobs for people.
10. Trees make our homes and public grounds more beautiful.

In order to make sure that trees are around to do all the things listed above, we have to protect the trees. We also must be concerned enough about the future to continue to plant and care for trees, so all future generations can enjoy the many benefits of trees.

You Can do Your A, B, C's...

- A. Announce an Arbor Day activity.
- B. Be a spokesman for tree's benefits.
- C. Create tree plantings in your community.
- D. Develop a "care plan" for planted trees.
- E. Enjoy your environmental efforts.

Consider some of these Arbor Day tree planting ideas.

1. Plant trees to beautify your community.
2. Plant trees in honor of people you wish to remember.
3. Plant a community Christmas tree.
4. Plant trees to conserve natural resources and energy.
5. Plant trees to make a "community forest."
6. Plant trees in tree banks, which can be used to replace elm trees killed by Dutch Elm disease. (A tree bank is a planting of many small trees that will grow and be transplanted in about 10 years.)
7. Plant trees that will attract and make homes for wildlife such as pheasants and deer.

Here's who can help you with an Arbor Day project.

1. County Extension Service office.
2. Soil Conservation Service.
3. City, state and federal foresters.
4. City, state and federal park superintendents.
5. Professional tree care people.
6. Concerned citizen groups.



Your County Extension Service office has these references available for more Arbor Day planting ideas.

1. FS 661, "Shade Trees to Replace the Elm," tells about the variety of shade trees you can plant.
2. FS 566, "Tree of South Dakota," gives the characteristics of South Dakota Trees.
3. EC 706, "Shrubs of South Dakota," gives the characteristics of South Dakota shrubs.
4. EMC 697, "General Tree Establishment Procedures," talks about things to know before planting trees.
5. EMC 698, "Planting Bare Root Trees," tells how to handle bare root trees.
6. EMC 699, "Planting Containerized or Potted Trees," tells how to handle trees growing in pots.
7. EMC 700, "Planting Balled and Burlapped Trees," tells how to move and transplant trees from one area to another.




Trees are great! You can be great too if you plant some trees for Arbor Day this year! It will make you feel good!

**Remember the date—the last Friday in April.
Help make South Dakota beautiful!**

Issued in furtherance of Cooperative Extension work, Acts of May 8 and June 30, 1914, in cooperation with the USDA, Hollis D. Hall, Director of Cooperative Extension Service, SDSU, Brookings. Educational programs and materials offered without regard to age, race, color, religion, sex, handicap or national origin. An Equal Opportunity Employer.

File: 7.6 & H6.1—5,000 printed at estimated 3 cents each—3-79gy—3825A.



ARBOR DAY

Cooperative Extension Service
South Dakota State University
U.S. Department of Agriculture